


**MAL
TOOLS**

7900
CATALOG





GREAT TO WORK WITH™

CATALOG

79
00



TABLE OF CONTENTS:

- | | | | |
|-----------|--|-----------|--|
| 1 | <i>ABOUT MAC TOOLS®</i>
PAGES 2 - 9 | 12 | <i>AIR CONDITIONING</i>
PAGES 564 - 585 |
| 2 | <i>TOOL STORAGE</i>
PAGES 10 - 59 | 13 | <i>SHOP EQUIPMENT</i>
PAGES 586 - 621 |
| 3 | <i>RATCHETS AND SOCKETS</i>
PAGES 60 - 179 | 14 | <i>SHOP ACCESSORIES</i>
PAGES 622 - 645 |
| 4 | <i>WRENCHES</i>
PAGES 180 - 201 | 15 | <i>PAINT AND BODY</i>
PAGES 646 - 691 |
| 5 | <i>TORQUE WRENCHES</i>
PAGES 202 - 211 | 16 | <i>SPECIALTY TOOLS</i>
PAGES 692 - 749 |
| 6 | <i>HAND TOOLS</i>
PAGES 212 - 319 | 17 | <i>BATTERY AND RADIATOR</i>
PAGES 750 - 773 |
| 7 | <i>EXPERT®</i>
PAGES 320 - 363 | 18 | <i>BRAKE AND WHEEL</i>
PAGES 774 - 803 |
| 8 | <i>POWER TOOLS</i>
PAGES 364 - 447 | 19 | <i>STEERING AND SUSPENSION</i>
PAGES 804 - 821 |
| 9 | <i>DeWALT®</i>
PAGES 448 - 495 | 20 | <i>MASTER SETS</i>
PAGES 822 - 837 |
| 10 | <i>DIAGNOSTICS</i>
PAGES 496 - 547 | 21 | <i>INDEX</i>
PAGE 838 |
| 11 | <i>LIGHTING</i>
PAGES 548 - 563 | | |



INDUSTRY LEADING PRODUCTS



TOOL STORAGE

M7530PDP - PAGE 24

A Mac Tools® toolbox can withstand years of tough use and daily wear and tear. When professional mechanics want a product that says they are the best, that radiates quality beyond expectations, they turn to the MACSIMIZER® series of Mac Tools® toolboxes. Known for their sleek and durable design.

HAND TOOLS

SDB12DG-S - PAGE 249

Mac Tools® offers a complete line of professional quality hand tools designed with the toughest jobs in mind. Quality and innovation are the key ingredients engineered into every Mac Tools® hand tool. We are constantly evaluating our hand tools to make sure they perform to the highest standards under the most extreme conditions.

POWER TOOLS

MCF891 - PAGE 373

Backed by the engineering of a Global Power Tool team, Mac Tools® offers a family of cordless and air powered impact wrenches with industry-leading power and technology. Mac Tools® is committed to the development of exclusive power tools that are only available on a Mac Tools® truck.

Mac Tools® has the power of Stanley Black & Decker®, Inc. behind us allowing us to be stronger than ever. Mac Tools® has a focus on innovative, first-to-market tools that are exclusive and only available on a Mac Tools® Truck. Also, as a Mac Tools® Franchisee, you will have access to great brands such as DEWALT®, Stanley®, Vidmar®, PROTO®, Lista®, and more.



DIAGNOSTICS

ET9200ADV - PAGE 504

We provide affordable, easy-to-use scan tools which meet the needs of the professional technician. The Mac Tools® broad line of multi-meters and diagnostic equipment will ease the hours spent troubleshooting. Having the right tool not only saves time and money, it reduces the complexity of fixing today's vehicles.

SHOP EQUIPMENT

MWB338FMD - PAGE 589

Mac Tools® shop equipment and shop support products are built to meet rigid ANSI specifications. From our full line of creepers to our service jacks and shop presses, Mac Tools® shop equipment is made to last. We also offer a complete variety of shop support products including gloves, safety eye wear and lights.

SPECIALTY TOOLS

TD200 - PAGE 714

GP107 - PAGE 735

Variety is what you will find in our Specialty Tools section. We feature tools that help keep engine, exhaust, battery, air conditioning and fuel systems operating smoothly. Mac Tools® also offers a selection of fuel injection pressure test kits and fittings for virtually every application.



800.MACTOOLS



MACTOOLS.COM



GREAT TO WORK WITH™

Mac Tools® is a worldwide supplier of automotive repair tools. From hand tools, tool boxes, and specialty items; to a full range of power tools, electronics, and shop equipment.

MAC TOOLS® WILL ALWAYS BE RELENTLESSLY COMMITTED TO BEING GREAT TO WORK WITH™

Mac Tools® defines quality, selection, and value for technicians and our Distributors by developing professional tools and providing world-class support and unparalleled service to technicians through Mac Tools® Distributors.

Our company is committed to a shared set of values that drives our organization, defines our culture and empowers every member of our team.

ACCOUNTABILITY

We make and meet commitments, have a passion for excellence and accept responsibility.

INTEGRITY

We are honest, fair and trustworthy in all activities and relationships.

RESPECT

We treat others with respect and strive to build positive work relationships.

TEAMWORK

We believe teamwork is key to success and we remain open to ideas from anywhere.

SPEED

We have a bias for action.

VISION

We will always be relentlessly committed to being Great To Work With™.



**MAC
TOOLS®**

BE YOUR OWN BOSS™



877.MACTOOLS



FRANCHISE.MACTOOLS.COM

As a franchise owner you are the boss. Successful Mac Tools® Franchisees are self-motivated and self-disciplined individuals who work well without supervision. They draw from their inner-motivation that comes from their own personal pride and desire to succeed. It takes guts and staying power to make it as an independent business owner.

We give you the right tools to build a successful business. With over 75 years of experience in the mobile tool industry and our comprehensive, ongoing training programs. Additionally, you have the backing of Stanley Black & Decker and the seasoned, professional staff at Mac Tools®.



Mac Tools®, a division of Stanley Industrial & Automotive, LLC. | 505 North Cleveland Avenue | Westerville, Ohio 43082
*The offer of a franchise can only be made through the delivery of a Franchise Disclosure Document. Certain jurisdictions require registration prior to the offer or sale of a franchise. We do not offer franchises in jurisdictions where we are not registered (or exempt from registration). Minnesota Franchise Registration No. F-7279



800.MACTOOLS



FRANCHISE.MACTOOLS.COM



SUPPORTING TOMORROW'S TECHNICIAN

The Student Tech Program™ offers significant savings on automotive technician tools, tool storage, and other products.

Order tool sets as recommended by your school's program or build a set that suits your needs.

STP™ provides tech students and schools the opportunity to purchase top quality products. These products are offered at an exceptional value and serviced exclusively by Mac Tools®.

SCHOOL DISCOUNTS

Schools are eligible to receive a significant discount on most tools, toolboxes, and other products. Schools do not have purchasing limitations for products used for education.

DEEP DISCOUNTS

- Discounts on school-required complete sets
- Discounts on most hand tools, air tools, and toolboxes
- Qualifying toolboxes are TECH™ Series and smaller
- The ability to make a custom set
See your Distributor for a quote





STPTM

STUDENT TECH PROGRAM



800.MACTOOLS
OPTION 6



MACTOOLS.COM/
STP

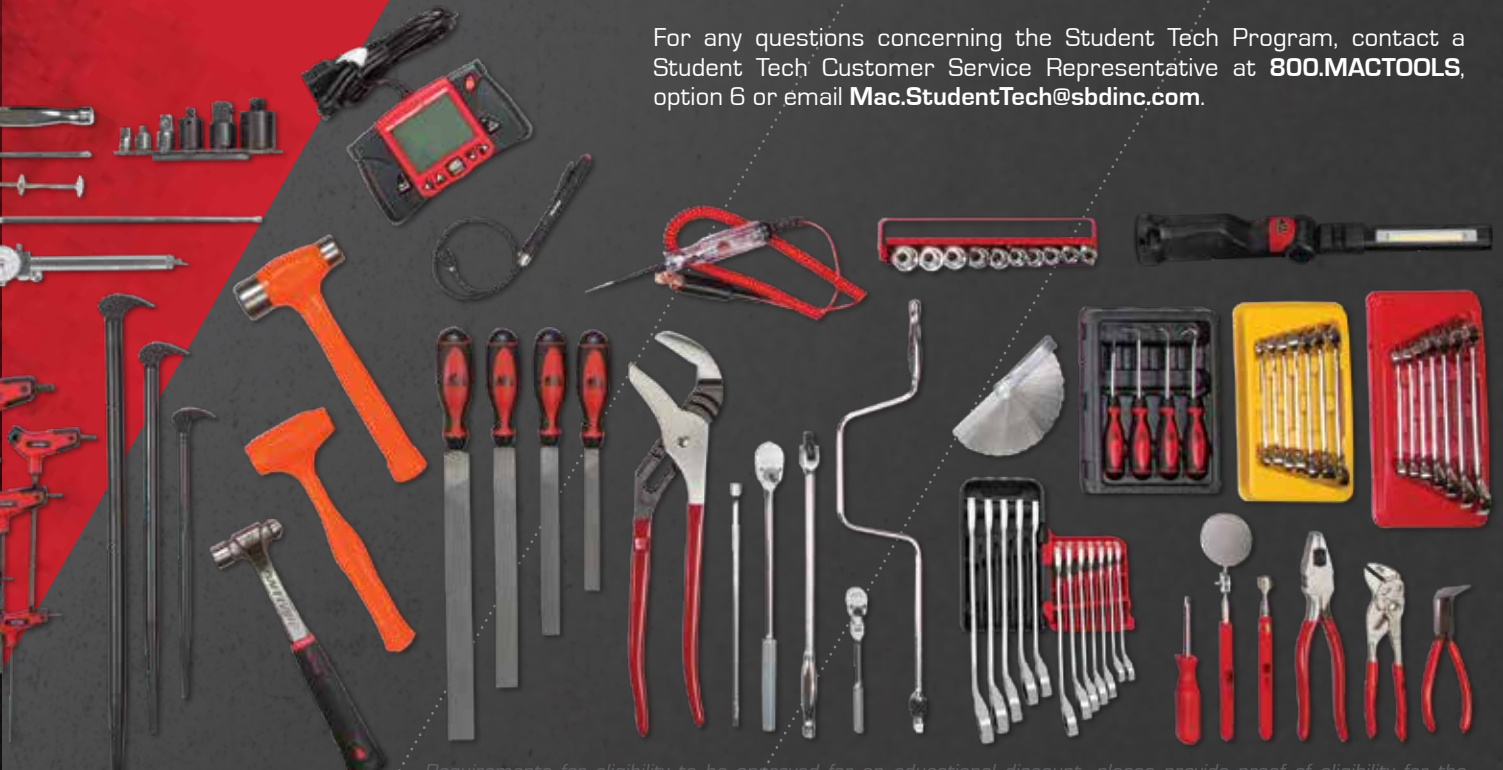


Mac Tools® has provided quality tools, unparalleled service and innovative solutions for 80 years. We are committed to forging lifetime relationships and equipping the professional technicians of tomorrow with all the tools they need to build for their future.

STUDENT DISCOUNTS

Students are able to receive a significant discount on most products including Power Tools, Hand tools, Toolboxes, and more. Eligible students can order product sets as recommended by their school's program or build a product set to suit their needs in an amount up to \$9,500 in total STP purchases.

For any questions concerning the Student Tech Program, contact a Student Tech Customer Service Representative at **800.MACTOOLS**, option 6 or email **Mac.StudentTech@sbdinc.com**.



Requirements for eligibility to be approved for an educational discount, please provide proof of eligibility for the following items: - ID card for your institution - Enrollment documents for the current academic year - Valid receipt (must contain the student name, date/duration of the course and the name of the academic institution)



800.MACTOOLS



MACTOOLS.COM/STP



MADE IN AMERICA

WITH GLOBAL MATERIALS

At Mac Tools®, we're proud of our American heritage, going all the way back to our founding in 1938. We showcase that pride in our premier tool storage, utility carts, and accessories built in the USA with domestic and global materials.

***ASSEMBLED BY AMERICAN TRADESPEOPLE
WHO TRULY TAKE PRIDE IN THEIR WORK.***

Our fabricators have dedicated themselves to making superior Tool Storage solutions of exceptional design, quality, and durability. We source the highest quality materials and components from around the globe to provide professional quality at a fair price.

**MAC
TOOLS®**



PRODUCTS WITH THESE ICONS ARE BUILT IN AMERICA



Skilled fabricators form and weld heavy-duty steel into the sides, backs, tops, and drawers on all Tool Storage products. Strict quality controls at every step of the way ensure that each product is straight, sturdy, and built to last.

Our state-of-the-art powder coating process ensures a smooth and durable finish. Our manufacturing facilities in Allentown, PA and Holliston, MA use this process to deliver the quality you expect from Mac Tools®.

The team is dedicated to fabricating Tool Storage solutions with exceptional quality that lasts a lifetime. We believe that continuing to build Tool Storage in the USA ensures that we continue to provide the legendary quality you expect and deserve. We believe in our products and in our American work force.

We manufacture only high-quality automotive tools and toolboxes built in the USA with domestic and global materials by our own workers.



MINNESOTA ★
Diagnostics, A/C Machines

TURNERS FALLS, MA
Picks, Pry Bars

HOLLISTON, MA ★
Macsimizer HD

ALLENTOWN, PA ★
Tool Storage

★ **ORANGE, CA**
Smoke Machines

JACKSON, TN ★
Taps, Dies

★ **CHARLOTTE, NC**
Power Tools

CHERAW, SC ★
Torx® Screwdrivers, Nut Driver Sets

★ **DALLAS, TX**
Ratchets, Wrenches, Sockets

SECTION

2

TOOL STORAGE



SUB-CATEGORIES:

16

MACSIMIZER® HD SERIES

42

UTILITY CARTS

20

MACSIMIZER® SERIES

50

MOBILE STORAGE

30

TECH™ SERIES

52

ACCESSORIES

38

EDGE™ RANGE

CHOOSING A SERIES

THAT FITS YOUR NEEDS



MACSIMIZER® HD

HEAVY-DUTY USERS
Unique strength and features for demanding applications

MEETING YOUR NEEDS

Finding the right balance of features regardless of where you are in your professional career has never been easier.

We offer a variety of configurations within the MACSIMIZER® HD, MACSIMIZER®, TECH™ and EDGE™ range of tool storage to enable you to find the right toolbox that meets your needs.

UNIBODY CONSTRUCTION	19, 16, & 14 Gauge Steel
CABINET WIDTH	56"
CABINET DEPTH	29"
SLIDE LOAD CAPACITY	440 Lbs.
DRAWER PULLS	Aluminum w/ Dynamic Handle Latch
BADGES	Silver Standard
FRONT FACING POWER	None
DRAWER DETENT	Dynamic Handle Latch
DRAWER LOCKING SYSTEM	Tubular
CASTER SIZE	6" Spring-Loaded RollX™
CASTER LOAD CAPACITY	2,000 Lbs.
CASTER LOCK	iLock® Brakes
WORK SURFACES	Stainless Steel (Included on Workstation)
NUMBER OF COLORS	5 Colors
MADE-TO-ORDER CUSTOMIZATION	None
POWERTECH™ DRAWER	Included



MACSIMIZER®

SEASONED PROFESSIONAL
Highest level of technology and features for the most experienced technicians

14 Gauge Steel

59", 66", 75", 88", 144"

27" and 30"

200 / 400 Lbs.

Aluminum (with Anodized Options)

Black / Silver Standard (Color Optional)

Standard

Adjustable - 12 - 24 lbs.

Tubular

6" Spring-Loaded RollX™

2,000 Lbs.

iLock® Brakes

Stainless Steel, Line-X®, Butcher Block

14 Colors

Full Customization

Optional



TECH™

SKILLED SPECIALIST
Balanced set of technology and features for professional technicians

16 Gauge Steel

34", 50", 67"

25"

125 / 250 Lbs.

Aluminum (with Anodized Options)

Black / Silver Standard (Color Optional)

Standard

Adjustable - 12 - 24 lbs.

Tubular

6" RollX™

1,200 Lbs.

iLock® Brakes

Stainless Steel, Line-X®, Butcher Block

14 Colors

Full Customization

Optional



EDGE™

JUNIOR JOURNEYMAN
Select set of technology and features for the entry-level technicians

18 Gauge Steel

27", 41", 54"

22"

125 / 200 Lbs. Soft-Close

Aluminum (with Anodized Options)

5-Standard Color Options

None

Fixed – Soft Close

Tubular

6" x 2" Poly

1000 Lbs.

Side Lock Brakes

Line-X® (Optional)

5 Trim Options / Single Cab Color

Standard Options


None



CUSTOMIZATION OPTIONS

PRODUCT NUMBERS AND NAMING

M8827PDP-RD



SERIES

MHD = MACSIMIZER® HD SERIES
M = MACSIMIZER® SERIES
T = TECH™ SERIES
E = EDGE™ RANGE
UC = UTILITY CARTS

VARIANT

P = FRONT FACING POWER
PDP = FRONT FACING POWER, AND POWER DRAWER
PD = POWERTECH™ DRAWER

AVAILABLE COLORS

-RD = FIREBRICK RED
-BL = SAPPHIRE BLUE
-GY = MICA GRAY
-CG = CARBON GRAY (MATTE)
-BK = GALAXY BLACK
-WT = TITANIUM WHITE
-YE = SUNBURST YELLOW
-OR = FIREBALL ORANGE
-LG = LIME GREEN
-FB = FLAT BLACK (MATTE)
-OG = OLIVE GREEN (MATTE)
-DT = DESERT TAN (MATTE)
-DB = DEEP BLUE
-CU = COPPER

ADD-ON CODES

TH = TOP HUTCH
THP = TOP HUTCH WITH POWER
TC = TOP CHEST
STC = SIDE TOP CHEST
SB = SIDE BOX
SC = SIDE CABINET
TSC = TOP SIDE CABINET
BOOK = BOOK CASE
BBTOP = BUTCHER BLOCK WORK SURFACE
LNXTOP = LINE-X® WORK SURFACE
SSTOP = STAINLESS STEEL WORK SURFACE
TOPMAT = VINYL TOP MAT
DRWLINER = DRAWER LINER KIT



STANDARD POWDER COAT COLORS



COLORS STANDARD WITH SILVER TRIM
(EXCEPT EDGE)



FIREBRICK RED
(-RD)

SAPPHIRE BLUE
(-BL)

MICA GRAY
(-GY)

CARBON GRAY
(-CG)

GALAXY BLACK
(-BK)

DEEP BLUE
(-DB)



COLORS STANDARD WITH BLACK TRIM



TITANIUM WHITE
(-WT)

SUNBURST YELLOW
(-YE)

FIREBALL ORANGE
(-OR)

LIME GREEN
(-LG)



FLAT BLACK
(-FB)

OLIVE GREEN
(-OG)

DESERT TAN
(-DT)

COPPER
(-CU)

DRAWER PULLS AND BADGING



RED

ORANGE

GREEN

BLUE

SILVER

GUN METAL

BLACK

Options shown on this page are only applicable to MTO-eligible products



MACSIMIZER® HD

SERIES OVERVIEW

Macsimizer HD is the heavy-duty line of professional tool storage for those who need uncompromised strength. The modular design allows the user to expand and customize their Macsimizer HD setup with the addition of the optional hutch, side boxes, and cabinets.

Technicians specializing in large equipment and other demanding applications will appreciate the industrial roller drawer slides with 440lbs. capacity per drawer (8,000lbs total workstation capacity), standard stainless steel worksurface, and PowerTech drawer with repositionable tool holders.

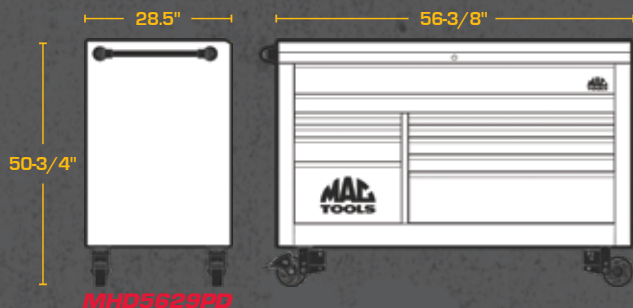
The hutch is equipped with stainless steel pegboard, parts bin holders, integrated motion-sensitive LED lighting, dual power strips, and more.

MHD-MON-ARM8415
MOUNTING POINTS FOR
OPTIONAL MONITOR ARMS

POWER STRIP IN EACH CORNER
(4XAC / 2XUSB EACH)

INTEGRATED LED LIGHTING
WITH 3 LIGHT BARS AND
MOTION-SENSOR CONTROLLER

LOUVERED MOUNTING POINTS
FOR STANDARD PARTS BINS




MHD-PD-HOLSTER
POWERTECH DRAWER
WITH 4 REPOSITIONABLE
TOOL HOLDERS



The tools on these pages have been **PROUDLY MADE IN THE USA** with global components.

STAINLESS STEEL PEGBOARD ON 3 INTERNAL WALLS



INDUSTRIAL ROLLER DRAWER SLIDES (440LBS. CAPACITY PER DRAWER / 8,000LBS. FULL WORKSTATION CAPACITY)

STAINLESS STEEL WORKSURFACE (INCLUDED)

INTEGRATED DRAWER ORGANIZATION SYSTEM

DYNAMIC HANDLE LATCH ON EACH DRAWER



SUPERCAR RED
[-SRCB]

BOSS BLUE
[-BBCB]



DEMON GREEN
[-DGCB]

NARDO GRAY
[-NGCB]

JUDGE ORANGE
[-JOCB]



800.MACTOOLS




MACTOOLS.COM

MACSIMIZER® HD

29" DEEP WORKSTATIONS



The tools on these pages have been **PROUDLY MADE IN THE USA** with global components.



Monitor arm optional, monitor not included

MHD5629THP
HUTCH WITH
INTERNAL POWER STRIPS
AND LED LIGHTING

MHD5629PD
11-DRAWER
WORKSTATION WITH
POWERTECH™ DRAWER



CABINET		
28-1/2" Depth for Maximum Storage Space	Chemical Resistant Powder Coating in Special Colors	
56" Width, Expandable with Optional Side Units	Seamless 78" and 100" Worksurfaces Available	
50-3/4" Overall Height (Including Casters)	18ga 304 Stainless Steel Worksurface (Included)	
DRAWERS		
All Drawers Slotted for Dividers and Partitions (Starter Set of Dividers Included)	* Power Drawer with AC outlets for Battery and Peripheral Charging. Includes Four Power Tool Holders	
Drawer Pulls with Dynamic Handle Latch System	Premium Exxon® Santoprene™ Drawer Liners included for Every Drawer	
CASTERS	SECURITY	DRAWER SLIDES
6" RollX™ Spring Loaded Casters	UniKey® Tubular Lock can be Keyed-alike for Add-Ons	Industrial Roller Drawer Slides - No Ball Bearings or Grease, Maintenance Free
iLock® Top Brake System		440 Lbs. Capacity Per Drawer (8,000 Lbs. Total Workstation Capacity)
2,000 Lbs. Weight Capacity Per Caster		



MHDTSC29
TOP SIDE CABINET WITH
2 MOVABLE PULL-OUT TRAYS



MHDSTC29
7-DRAWER
TOP SIDE CHEST



MHDSC29
LOWER SIDE CABINET WITH
3 MOVABLE PULL-OUT TRAYS




MHDSB29
7-DRAWER
LOWER SIDE BOX

See Drawer Dimensions and Volumes on page 58

PRODUCT #	DESCRIPTION	DRAWERS	OVERALL DIMENSIONS W x H x D (IN.)	VOLUME CU IN.	POWERTECH™ DRAWER
MHD5629THP	Top Hutch	-	56" x 25-1/2" x 28-1/2"	35,705	
MHDSTC29	Top Side Chest	7	22-1/4" x 27-1/2" x 28-1/2"	24,927	
MHDTSC29	Top Side Cabinet	-	22-1/4" x 27-1/2" x 28-1/2"	46,288	
MHD5629PD	Workstation	11	56-1/4" x 50-3/4" x 28-1/2"	36,376	•
MHDSB29	Lower Side Box	7	22" x 49-1/4" x 28-1/2"	42,482	
MHDSC29	Lower Side Cabinet	-	22" x 49-1/4" x 28-1/2"	42,482	



MHD-MON-ARM8415
MONITOR ARM
Monitor not included



MHD-PD-HOLSTER
POWERTECH™ DRAWER
REPOSITIONABLE
TOOL HOLDER



MACSIMIZER®

TITAN™ OVERVIEW

The MACSIMIZER® Titan™ is the most premium and largest roller cabinet in the Mac Tools® line of tool boxes. At just over 144" long and 30" deep, the Titan™ offers 6-banks of drawers, a 12,000 lbs capacity, and can be fully configured to suit the needs of a master technician.

With 200/400 lbs. drawer capacities, six 1-ton spring-loaded casters, two PowerTECH™ Drawers, front-facing power and a Stainless Steel or Line-X® worksurface as standard features, the Titan™ has the most standard features of any premium box in the market.


Designed to be customized, the Titan™ series boxes are made-to-order in any Mac Tools® powder coat color, 7-anodized trim options, and customizable drawer configurations.

FRONT FACING POWER STRIP

DUAL POWERTECH™ DRAWER

MTO-M14430PDP

28-DRAWER WORKSTATION WITH DUAL POWERTECH™ DRAWERS



PRODUCT #	DESCRIPTION	DRAWERS	OVERALL DIMENSIONS W x H x D (IN.)	VOLUME CU IN.	POWER STRIP	POWERTECH™ DRAWER
MTO-M14430PDP	Workstation	28	144" x 46-3/8" x 30"	84,964	•	2

MADE TO ORDER ONLY ITEM
THROUGH LOCAL DISTRIBUTOR

BALL-BEARING DRAWER SLIDES

Roll-X is an Algood Casters trademark
Line-X is a trademark of Line-X LLC



The tools on these pages have been PROUDLY MADE IN THE USA with global components.

STAINLESS STEEL WORK SURFACE

OR

LINE-X® WORK SURFACE

FULL-WIDTH ALUMINUM EXTRUDED DRAWER PULLS

RECESSED DOUBLE-WALL DRAWER FRONT



HEAVY-DUTY 6" ROLLX™ CASTERS



POWERTECH DRAWER



800.MACTOOLS



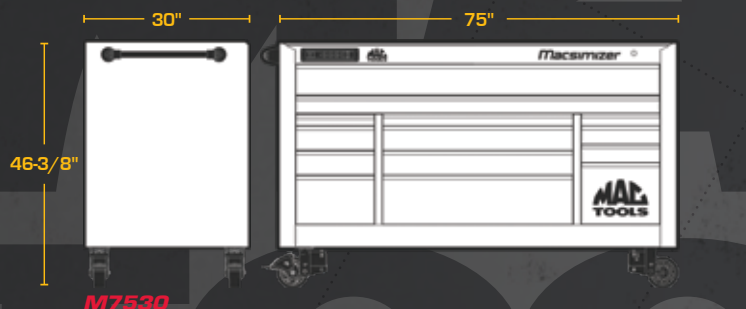
MACTOOLS.COM

MACSIMIZER®


SERIES OVERVIEW

The MACSIMIZER® series represents the ultimate solution from Mac Tools® storage. With our premium features, like 200/400 lbs. drawer capacities, 27" and 30" depths for maximum volume, up to 144" width, 1-ton casters, and a variety of expandable add-ons, the MACSIMIZER® series is for the master technician who demands the best performance and features in a tool box.


Fully customizable with cabinet and drawer colors, anodized finishes, and drawer configurations, this is the tool box for the seasoned professional who needs a serious box for some serious jobs.




M7530



M5930



M8827



M6627

**FRONT FACING
POWER STRIP**



**BALL-BEARING
DRAWER SLIDES**





The tools on these pages have been PROUDLY MADE IN THE USA with global components.

STAINLESS STEEL PEGBOARD

INTEGRATED HUTCH POWER STRIP



Macsimizer

MAC TOOLS

MAC TOOLS

MAC TOOLS

FULL-WIDTH ALUMINUM EXTRUDED DRAWER PULLS

RECESSED DOUBLE-WALL DRAWER FRONT

HEAVY-DUTY 6" ROLLX™ CASTERS

POWERTECH DRAWER



800.MACTOOLS



MACTOOLS.COM

MACSIMIZER®

30" DEEP WORKSTATIONS



 Fireball Orange Cabinets with Gunmetal Badges and Pulls

The tools on these pages have been **PROUDLY MADE IN THE USA** with global components.

M7530TC
15-DRAWER
TOP CHEST



M7530TH
75" WIDE
TOP HUTCH



M7530PDP
14-DRAWER
WORKSTATION WITH
POWERTECH™ DRAWER

CABINET		
30" Depth for Maximum Storage Space	MTO - Badges are Customizable in Seven Different Color Options	
59" and 75" Widths Available	Chemical Resistant Powder Coating	
46" Overall Height (Including Casters)	Front Facing Power: Four 120AC Outlets and Two USB Outlets	
14ga Steel Construction for Maximum Durability	Heavy-Duty Vinyl Top Mat	
DRAWERS		
5" Over 3" Extra-Wide Top Drawers Come Standard	MTO - Drawer Heights are Configurable	
Full-Length Aluminum Drawer Pulls	MTO - Drawer Pulls are Customizable in Seven Different Anodized Finishes	
* Power Drawer with AC outlets for Battery and Peripheral Charging	Non-Skid Drawer Liners included for Every Drawer	
CASTERS	SECURITY	DRAWER SLIDES
6" RollX™ Spring Loaded Casters	UniKey® Tubular Lock can be Keyed-alike for Add-Ons	200 Lbs. Weight Capacity Ball-Bearing Slides
iLock® Top Brake System		400 Lbs. Weight Capacity on Deep 5"+ Drawers
2,000 Lbs. Weight Capacity Per Caster		Adjustable Detent from 12-24 lbs.

* Available Option





Carbon Gray Cabinets, Fireball Orange drawers with Orange Badges and Gunmetal Pulls

M5930THP
59" WIDE TOP HUTCH WITH INTERNAL POWER STRIP



M5930TC
10-DRAWER TOP CHEST



M5930PDP
10-DRAWER WORKSTATION WITH POWERTECH™ DRAWER

See Drawer Dimensions and Volumes on page 58

PRODUCT #	DESCRIPTION	DRAWERS	OVERALL DIMENSIONS W x H x D (IN.)	VOLUME CU IN.	POWER STRIP	POWERTECH™ DRAWER
M5930TH	Top Hutch	-	59" x 27-3/32" x 30"	35,705		
M5930THP	Top Hutch	-	59" x 27-3/32" x 30"	35,705	•	
M5930TC	Top Chest	10	59" x 25-1/2" x 30"	24,927	•	
M5930P	Workstation	10	59" x 46-3/8" x 30"	36,376	•	
M5930PDP	Workstation	10	59" x 46-3/8" x 30"	36,376	•	•
M7530TH	Top Hutch	-	75" x 25-1/2" x 30"	42,482		
M7530THP	Top Hutch	-	75" x 25-1/2" x 30"	42,482	•	
M7530P	Workstation	14	75" x 46-3/8" x 30"	46,288	•	
M7530PDP	Workstation	14	75" x 46-3/8" x 30"	46,288	•	•
MSB30PD	Side Cabinet	7	21" x 30-1/2" x 38-5/8"	9,866		•
MSC30TALL	Side Cabinet	6	26-1/4" x 65-5/32" x 30-1/2"	27,654		
M7530TC	Top Chest	15	75" x 27-1/8" x 30-1/2"		•	


iLock and Roll-X are trademarks of Algood Casters Limited | Unikey is a registered trademark of Unikey Technologies, Inc.
Axalta is a trademark of Axalta Coating Systems IP Co., LLC



MACSIMIZER®

27" DEEP WORKSTATIONS



 Firebrick Red Cabinets with Silver Badges and Pulls

The tools on these pages have been **PROUDLY MADE IN THE USA** with global components.

M8827HP
88" WIDE TOP HUTCH
WITH INTERNAL
POWER STRIP



M8827PDP
17-DRAWER
WORKSTATION

CABINET		
27" Depth for Enhanced Storage Space	MTO - Badges are Customizable in Seven Different Color Options	
88" and 66" Widths Available	Chemical Resistant Powder Coating	
46" Overall Height (Including Casters)	Front Facing Power: Four 120AC Outlets and Two USB Outlets	
14ga Steel Construction for Maximum Durability	Heavy-Duty Vinyl Top Mat	
DRAWERS		
5" Over 3" Extra-Wide Top Drawers Comes Standard	MTO - Drawer Heights are Configurable	
Full-Length Aluminum Drawer Pulls	MTO - Drawer Pulls are Customizable in Seven Different Anodized Finishes	
* Power Drawer with AC outlets for Battery and Peripheral Charging	Non-Skid Drawer Liners included for Every Drawer	
CASTERS	SECURITY	DRAWER SLIDES
6" RollX™ Spring Loaded Casters	UniKey® Tubular Lock can be Keyed-alike for Add-Ons	200 Lbs. Weight Capacity Ball-Bearing Slides
iLock® Top Brake System		400 Lbs. Weight Capacity on Deep 5"+ Drawers
2,000 Lbs. Weight Capacity Per Caster		Adjustable Detent from 12-24 lbs.

* Available Option



GREAT TO WORK WITH™



M8827TC
15-DRAWER
TOP CHEST

M8827XP
13-DRAWER
WORKSTATION

See Drawer Dimensions and Volumes on page 58

PRODUCT #	DESCRIPTION	DRAWERS	OVERALL DIMENSIONS W x H x D (IN.)	VOLUME CU IN.	POWER STRIP	POWERTECH™ DRAWER
M8827TC	Top Chest	15	88-1/4" x 46-3/8" x 27"	32,756		
M8827TH	Hutch	-	87-7/8" x 25-3/4" x 24-1/2"	39,826		
M8827THP	Hutch	-	87-7/8" x 25-3/4" x 24-1/2"	39,826	•	
M8827XP	Workstation	13	88-1/4" x 46-3/8" x 27"	48,517	•	
M8827P	Workstation	17	88-1/4" x 46-3/8" x 27"	48,140	•	
M8827PDP	Workstation	17	88-1/4" x 46-3/8" x 27"	48,140	•	•




MACSIMIZER®

27" DEEP WORKSTATIONS



 Sapphire Blue Cabinets with Silver Badges and Pulls

The tools on these pages have been **PROUDLY MADE IN THE USA** with global components.



M6627HP
66" WIDE TOP HUTCH WITH
INTERNAL POWER STRIP



MSC27SHRT
SHORT SIDE CABINET

- Two interchangeable bins with ball-bearing slides
- Perfect for storing larger tools
- Vinyl mat and drawer liners included



MSB27 (NOT SHOWN)
7-DRAWER SIDE BOX

MSB27PD
6-DRAWER SIDE BOX
WITH POWERTECH™ DRAWER



MSC27TALL
FULL-LENGTH SIDE CABINET

- Door features punched holes on inside wall for "pegboard style" storage space
- Six roll-out metal bins with ball-bearing slides can be positioned as desired for maximum flexibility

Note: Should only be used with top chest or hutch

CABINET		
27" Depth for Enhanced Storage Space	MTO - Badges are Customizable in Seven Different Color Options	
66" Widths Available	Chemical Resistant Powder Coating	
46" Overall Height (Including Casters)	Front Facing Power: Four 120AC Outlets and Two USB Outlets	
14ga Steel Construction for Maximum Durability	Heavy-Duty Vinyl Top Mat	
DRAWERS		
5" Over 3" Extra-Wide Top Drawers Comes Standard	MTO - Drawer Heights are Configurable	
Full-Length Aluminum Drawer Pulls	MTO - Drawer Pulls are Customizable in Seven Different Anodized Finishes	
* Power Drawer with AC outlets for Battery and Peripheral Charging	Non-Skid Drawer Liners included for Every Drawer	
CASTERS	SECURITY	DRAWER SLIDES
6" RollIX™ Spring Loaded Casters	UniKey® Tubular Lock can be Keyed-alike for Add-Ons	200 Lbs. Weight Capacity Ball-Bearing Slides
iLock® Top Brake System		400 Lbs. Weight Capacity on Deep 5"+ Drawers
2,000 Lbs. Weight Capacity Per Caster		Adjustable Detent from 12-24 lbs.

* Available Option



M6627TC
10-DRAWER
TOP CHEST



M6627PDP
10-DRAWER
WORKSTATION WITH
POWERTECH™ DRAWER



See Drawer Dimensions and Volumes on page 58

PRODUCT #	DESCRIPTION	DRAWERS	OVERALL DIMENSIONS W x H x D (IN.)	VOLUME CU IN.	POWER STRIP	POWERTECH™ DRAWER
M6627TC	Top Chest	10	66-7/16" x 25-3/4" x 26-5/8"	32,987	•	
M6627TH	Top Hutch	-	66-7/16" x 25-3/4" x 26-5/8"	32,987		
M6627THP	Top Hutch	-	66-7/16" x 25-3/4" x 26-5/8"	32,987	•	
MSC27SHRT	Side Cabinet	2	26-1/4" x 38-9/16" x 27"	13,765		
MSB27	Side Cabinet	7	26-1/4" x 38-9/16" x 27"	12,109		
MSB27PD	Side Cabinet	6	26-1/4" x 38-9/16" x 27"	12,109		•
MSC27TALL	Side Cabinet	6	26-1/4" x 65-3/16" x 27"	27,545		
M6627P	Workstation	10	66-5/8" x 46-3/8" x 27"	36,902	•	
M6627PDP	Workstation	10	66-5/8" x 46-3/8" x 27"	36,902	•	•

iLock and Roll-X are trademarks of Algood Casters Limited | Unikey is a registered trademark of Unikey Technologies, Inc.
Axalta is a trademark of Axalta Coating Systems IP Co., LLC




TECH™

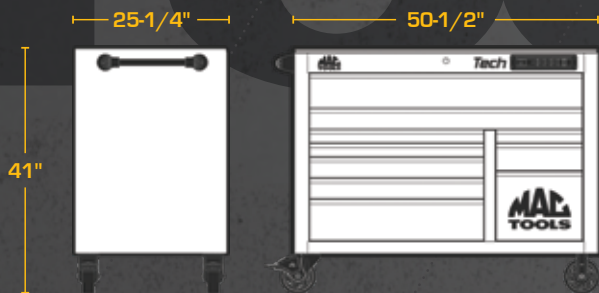
SERIES OVERVIEW

The Mac Tools® TECH™ series tool boxes are built tough to meet the needs to professional technicians. Available in mid-range sizes from 34" to 67", and a 25" depth, these boxes offer optimized capacity for a growing business and experienced technician. With 125/250 lbs. drawer capacities, 1,200 lbs. casters, and optimized attachments and add-ons like Side Boxes, Side Cabinets, Top Hutches and Top Chests, the Tech series is built for expandability as a tech grows in his or her career.

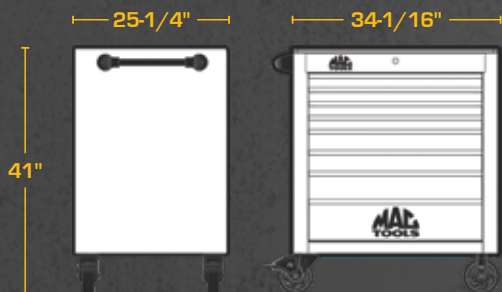
Like the MACSIMIZER® series, the TECH™ series can be fully customized with different powder coated finishes, anodized trim and badge options, and custom drawer configurations to suit the needs and reflect the personality of its owner.



T6725PDP



T5025PDP



T3425



**BALL-BEARING
DRAWER SLIDES**



The tools on these pages have been PROUDLY MADE IN THE USA with global components.



HEAVY-DUTY OIL-FILLED LIFT CYLINDERS

FRONT FACING POWER STRIP

VINYL TOP MAT

FULL-WIDTH ALUMINUM EXTRUDED DRAWER PULLS

HEAVY-DUTY 6" ROLLX™ CASTERS

iLock and Roll-X are trademarks of Algood Casters Limited

**POWERTECH
DRAWER**



800.MACTOOLS



MACTOOLS.COM

TECH™

25" DEEP WORKSTATION



Flat Black Cabinets, Fireball Orange Drawers with Black Badges and Pulls

The tools on these pages have been **PROUDLY MADE IN THE USA** with global components.



T6725TC
15-DRAWER
TOP CHEST


T6725PDP
17-DRAWER
WORKSTATION WITH
POWERTECH™ DRAWER

CABINET		
25" Depth for Enhanced Storage Space	MTO - Badges are Customizable in Seven Different Color Options	
67", 50", and 34" Widths Available	Chemical Resistant Powder Coating	
41" Overall Height (Including Casters)	Front Facing Power: Four 120AC Outlets and Two USB Outlets	
16ga Steel Construction for Maximum Durability	Heavy-Duty Vinyl Top Mat	
DRAWERS		
5" Over 3" Extra-Wide Top Drawers Comes Standard	MTO - Drawer Heights are Configurable	
Full-Length Aluminum Drawer Pulls	MTO - Drawer Pulls are Customizable in Seven Different Anodized Finishes	
* Power Drawer with AC outlets for Battery and Peripheral Charging	Non-Skid Drawer Liners included for Every Drawer	
CASTERS	SECURITY	DRAWER SLIDES
6" Roll-X™ Casters	UniKey® Tubular Lock can be Keyed-alike for Add-Ons	125 Lbs. Weight Capacity Ball-Bearing Slides
iLock® Top Brake System		250 Lbs. Weight Capacity on Deep 5"+ Drawers
1,200 Lbs. Weight Capacity Per Caster		Adjustable Detent from 12-24 lbs.

* Available Option



WARNING: Cancer and Reproductive Harm - p65warnings.ca.gov
For more info click-on MACTOOLS.COM/PROP65



T6725THP
67" WIDE TOP HUTCH
WITH INTERNAL
POWER STRIP



INTERNAL
POWER STRIP

T6725DT
16-DRAWER DROP TOP
WORKSTATION WITH
POWERTECH™ DRAWER

See Drawer Dimensions and Volumes on page 59

PRODUCT #	DESCRIPTION	DRAWERS	OVERALL DIMENSIONS W x H x D (IN.)	VOLUME CU IN.	POWER STRIP	POWERTECH™ DRAWER
T6725B00K	Locker	-	66-3/8" x 16-3/4" x 16-1/4"	12,356		
T6725DT	Drop Top	16	66-5/8" x 43" x 25-1/4"	30,127	•	•
T6725TC	Top Chest	15	66-7/8" x 27-5/8" x 25-1/4"	24,346	•	
T6725TH	Top Hutch	-	66-5/8" x 27" x 24-7/8"	32,713		
T6725THP	Top Hutch	-	66-5/8" x 27" x 24-7/8"	32,713	•	
T6725P	Workstation	18	66-5/8" x 41" x 25-1/4"	30,441	•	
T6725PDP	Workstation	16	66-5/8" x 41" x 25-1/4"	30,127	•	•
TSB25	Side Cabinet	16	19-1/2" x 34" x 25-1/4"	7,373		
TSB25PD	Side Box	-	19-1/2" x 34" x 25-1/4"	7,373		•
TSC25TALL	Side Box	-	19-1/2" x 58" x 25-1/4"	20,119		

TECH™

25" DEEP WORKSTATION



 Fireball Orange Cabinets with Black Badges and Pulls

The tools on these pages have been **PROUDLY MADE IN THE USA** with global components.



T5025TH
TOP HUTCH



TSB25
7-DRAWER SIDE CABINET

TSB25PD (NOT SHOWN)
6-DRAWER SIDE CABINET WITH POWERTECH™ DRAWER



TSC25TALL
FULL-LENGTH SIDE CABINET

CABINET		
25" Depth for Enhanced Storage Space	MTO - Badges are Customizable in Seven Different Color Options	
67", 50", and 34" Widths Available	Chemical Resistant Powder Coating	
41" Overall Height (Including Casters)	Front Facing Power: Four 120AC Outlets and Two USB Outlets	
16ga Steel Construction for Maximum Durability	Heavy-Duty Vinyl Top Mat	
DRAWERS		
5" Over 3" Extra-Wide Top Drawers Comes Standard	MTO - Drawer Heights are Configurable	
Full-Length Aluminum Drawer Pulls	MTO - Drawer Pulls are Customizable in Seven Different Anodized Finishes	
* Power Drawer with AC outlets for Battery and Peripheral Charging	Non-Skid Drawer Liners included for Every Drawer	
CASTERS	SECURITY	DRAWER SLIDES
6" RollX™ Casters	UniKey® Tubular Lock can be Keyed-alike for Add-Ons	125 Lbs. Weight Capacity Ball-Bearing Slides
iLock® Top Brake System		250 Lbs. Weight Capacity on Deep 5"+ Drawers
1,200 Lbs. Weight Capacity Per Caster		Adjustable Detent from 12-24 lbs.

* Available Option





T5025BOOK
HORIZONTAL LOCKER



T5025TC
10-DRAWER TOP CHEST



T5025PDP
10-DRAWER WORKSTATION WITH POWERTECH™ DRAWER

Shown with optional Line-X worksurface

See Drawer Dimensions and Volumes on page 59

PRODUCT #	DESCRIPTION	DRAWERS	OVERALL DIMENSIONS W x H x D (IN.)	VOLUME CU IN.	POWER STRIP	POWERTECH™ DRAWER
T5025BOOK	Top Locker	-	50" x 16-3/4" x 16-1/4"	9,300		
T5025TC	Top Chest	10	50-1/4" x 27" x 24-7/8"	24,200	•	
T5025TH	Top Hutch	-	50-1/2" x 27-5/8" x 25-1/4"	19,456		
T5025THP	Top Hutch	-	50-1/2" x 27-5/8" x 25-1/4"	19,456	•	
T5025THP	Top Hutch	-	50-1/2" x 27-5/8" x 25-1/4"	19,456	•	
TSB25	Side Cabinet	7	19-1/2" x 34" x 25-1/4"	7,373		
TSB25PD	Side Cabinet	6	19-1/2" x 34" x 25-1/4"	7,373		•
TSC25TALL	Side Cabinet	-	19-1/2" x 58" x 25-1/4"	20,119		
T5025P	Workstation	10	50-1/2" x 41" x 25-1/4"	23,248		
T5025PDP	Workstation	10	50-1/2" x 41" x 25-1/4"	22,574	•	•



TECH™

25" DEEP WORKSTATION



The tools on these pages have been **PROUDLY MADE IN THE USA** with global components.



T3425TC
5-DRAWER
TOP CHEST



T3425
8-DRAWER
ROLLER CABINET

CABINET		
25" Depth for Enhanced Storage Space	MTO - Badges are Customizable in Seven Different Color Options	
67", 50", and 34" Widths Available	Chemical Resistant Powder Coating	
41" Overall Height (Including Casters)	Single-Bank of Drawers	
16ga Steel Construction for Maximum Durability	Heavy-Duty Vinyl Top Mat	
DRAWERS		
8-Drawer Standard Configuration	MTO - Drawer Heights are Configurable	
Full-Length Aluminum Drawer Pulls	MTO - Drawer Pulls are Customizable in Seven Different Anodized Finishes	
	Non-Skid Drawer Liners included for Every Drawer	
CASTERS	SECURITY	DRAWER SLIDES
6" RollIX™ Casters	UniKey® Tubular Lock can be Keyed-alike for Add-Ons	125 Lbs. Weight Capacity Ball-Bearing Slides
iLock® Top Brake System		250 Lbs. Weight Capacity on Deep 5"+ Drawers
1,200 Lbs. Weight Capacity Per Caster		Adjustable Detent from 12-24 lbs.

See Drawer Dimensions and Volumes on page 59

PRODUCT #	DESCRIPTION	DRAWERS	OVERALL DIMENSIONS W x H x D (IN.)	VOLUME CU IN.	POWER STRIP	POWERTECH™ DRAWER
T3425TC	Top Chest	5	34-1/16" x 27-5/8" x 25-1/4"	12,038		
T3425	Cabinet	8	34-1/16" x 41" x 25-1/4"	15,014		

iLock and RollIX are trademarks of Algood Casters Limited | Unikey is a registered trademark of Unikey Technologies, Inc. Axalta is a trademark of Axalta Coating Systems IP Co. LLC

MADE TO ORDER - GALLERY



Made to stand out from the rest in the shop. We're committed to offering the customization options that turn dreams into reality.

Show us your MTO workstations by tagging us on Instagram @mactools38 and using the hashtag #MacTools.



mactools38



AMANDA MARTIN
MARTIN BROS CUSTOMS - JOHNSON CITY, TX



BRIAN BURNS AND WILLIAM FARRELL
BURNS AND SON AUTOMOTIVE - RAVENA, NY



BYRON OSPITIA
LA FREIGHTLINER - LOS ANGELES, CA



DAVID WHATLEY
RINGPOWER CATERPILLAR - RIVERVIEW, FL



EDGE™

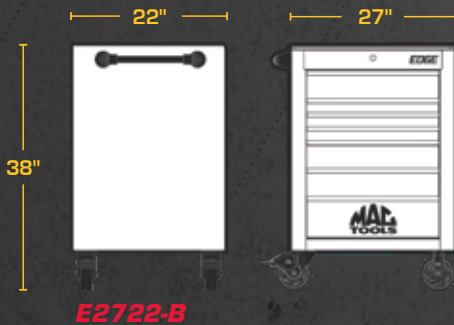
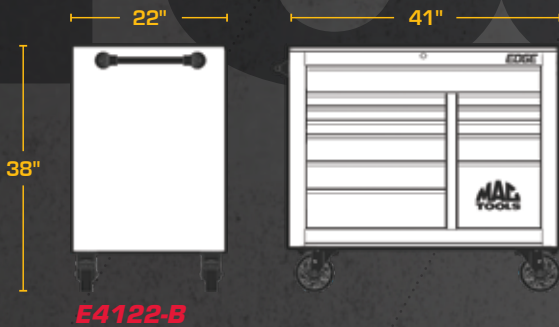
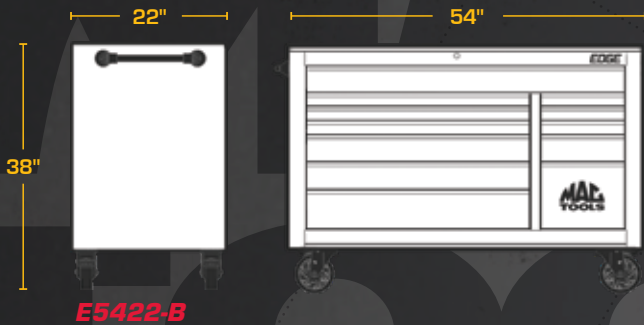
RANGE OVERVIEW



The tools on these pages have been **PROUDLY MADE IN THE USA** with global components.

The EDGE™ range roller cabinet was built from the ground up for beginning techs and young professionals who demand excellent performance out of a tool box that won't break the bank. The EDGE™ comes in a standard 11-drawer configuration that was developed in the field with techs to optimize storage.

Available in various colors, EDGE items feature 125 lbs. soft-close drawers, 1,000 lbs. casters, with an optimized assortment of accessories and add-ons to meet the needs of students and young professionals that need a storage solution as agile and versatile as they are.



E5422-B-FB
54" 11-DRAWER
WORKSTATION





-FBRD Red

-FBBL Blue

-FBGY Gray

-FBLG Green

-FBOR Orange



-RDBK
Red/Black Trim

-LBK
Blue/Black Trim

-LGBK
Green/Black Trim

**HEAVY-DUTY
VINYL TOP MAT**



**BADGES AND PULLS
CAN BE ORDERED
IN FIVE STANDARD
ANODIZED FINISHES**
(ON FLAT BLACK
CABINETS ONLY)

**CHEMICAL RESISTANT
POWDER COATING**

**6" X 2" POLYURETHANE
CASTERS**

**125 LBS. SOFT
CLOSE SLIDES**



800.MACTOOLS



MACTOOLS.COM

GEN 2 EDGE™

22" DEEP WORKSTATION

 Flat Black with Color Badges and Pulls



The tools on these pages have been **PROUDLY MADE IN THE USA** with global components.

E4122TC-B **4-DRAWER TOP CHEST**

- Compatible with E4122 workstation

E2722TC-B (NOT SHOWN) **4-DRAWER TOP CHEST**

- Compatible with E2722 workstation



E4122-B **11-DRAWER WORKSTATION**

Shown with optional Line-X worksurface

E2722-B (NOT SHOWN) **7-DRAWER WORKSTATION**



ESC22TALL **TALL SIDE LOCKER**

- Repositional shelves

CABINET		
22" Depth for Greater Storage Space	18ga Steel Construction for Excellent Durability	
27", 41" and 54" Widths Available	Chemical Resistant Powder Coating	
38" Overall Height (Including Casters)	Heavy-Duty Vinyl Top Mat	
DRAWERS		
4" Extra-Wide Top Drawer	12-Drawer Configuration for Optimal Storage and Efficiency	
Full-Length Aluminum Drawer Pulls	Non-Skid Drawer Liners included for Every Drawer	
CASTERS	SECURITY	DRAWER SLIDES
6"x 2" Two Fixed and Two Swivel Locking Casters	Keyed Locking System	120 Lbs. Weight Capacity Ball-Bearing Slides
Top Brake System		200 lbs. Weight Capacity on Deep 6"+ Drawers
1,000 Lbs. Weight Capacity Per Caster		Soft-Close for optimal Detent and Better Security

Axalta is a trademark of Axalta Coating Systems IP Co. LLC



GREAT TO WORK WITH™

E5422TC-B
6-DRAWER TOP CHEST

- Compatible with E5422 workstation



E5422-B
11-DRAWER WORKSTATION

Shown with optional Line-X work surface

See Drawer Dimensions and Volumes on page 59

PRODUCT #	DESCRIPTION	DRAWERS	OVERALL DIMENSIONS W x H x D (IN.)	VOLUME CU IN.
E2722-B	Workstation	7	27" x 38" x 22"	8,863
E4122-B	Workstation	11	41" x 38" x 22"	14,037
E5422-B	Workstation	11	54" x 38" x 22"	19,405

PRODUCT #	DESCRIPTION	DRAWERS	OVERALL DIMENSIONS W x H x D (IN.)	VOLUME CU IN.
E2722TC-B	Top Chest	4	27" x 30-15/16" x 22"	8,780
E4122TC-B	Top Chest	4	41" x 30-15/16" x 22"	13,936
E5422TC-B	Top Chest	6	54" x 30-15/16" x 22"	19,056
ESC22TALL	Cabinet	-	18" x 59-1/2" x 22"	20,868



THESE CARTS GO BEFORE THE HORSE





The tools on these pages have been **PROUDLY MADE IN THE USA** with global components.



**UC4125FD
MACSIMIZER® CART**

INTERNAL POWER STRIP WITH USB

8" DEEP TOP COMPARTMENT

FRONT FACING POWER STRIP

**125 / 250 LBS.
DRAWER SLIDES**

**6" x 2" 1,200 LBS.
ROLLX™ CASTERS**

SIDE RAILS FOR ACCESSORIES

One pair of rails is included, additional sold separately

AVAILABLE IN ANY
MTO COLOR OPTION
SEE PAGE 15

PRODUCT #	DESCRIPTION	DRAWERS	OVERALL DIMENSIONS W x H x D (IN.)	VOLUME CU IN.
UC4125FD	MACSIMIZER® Cart	8	41-1/2" x 47" x 25"	24,722

See Drawer Dimensions and Volumes on page 58



800.MACTOOLS



WARNING: Cancer and Reproductive Harm - p65warnings.ca.gov
For more info click-on MACTOOLS.COM/PROP65

UTILITY CARTS

20" DEEP UTILITY CARTS AND ADD-ONS



The tools on this pages have been **PROUDLY MADE IN THE USA** with global components.



Protective side bumpers sold separately

UCSB20 5-DRAWER UTILITY CART SIDE BOX

- Compatible with UC3720 series (and legacy MB199UC/MB188UC)

UC3720SLF 5-DRAWER UTILITY CART WITH SLIDING LID

UCSC20 UTILITY CART SIDE CABINET

- Adjustable shelf
- Compatible with UC3720 series (and legacy MB199UC/MB188UC)

CABINET		
20" Depth for Greater Storage Space	MTO - Badges are Customizable in Seven Different Color Options	
37" Widths Available	16ga Steel Construction for Excellent Durability	
43" Overall Height (Including Casters)	Chemical Resistant Powder Coating	
DRAWERS		
3" Deep Top Drawer	MTO - Drawer Pulls are Customizable in Seven Different Anodized Finishes	
Full-Length Aluminum Drawer Pulls	Non-Skid Drawer Liners included for Every Drawer	
CASTERS	SECURITY	DRAWER SLIDES
5"x 1-1/4" Swivel Casters	Tubular Lock can be Keyed-alike for Add-Ons	100 Lbs. Weight Capacity Ball-Bearing Slides
		Soft-Close for optimal Detent and Better Security

PRODUCT #	DESCRIPTION	DRAWERS	OVERALL DIMENSIONS W x H x D (IN.)	VOLUME CU IN.
UC3720SLH	Utility Cart	3	37" x 43" x 20"	19,741
UC3720SLF	Utility Cart	5	37" x 43" x 20"	19,741

See Drawer Dimensions and Volumes on page 56



UC3720SLH shown with MTO options and optional accessories
Protective side bumpers sold separately



MBUC-CW
CORD WRAP
• Store extension cords when not in use



MBUC-FCH
FLUID CONTAINER HOLDER
• Holds one-gallon containers (washer fluid, antifreeze, etc.) for easy access

MBUC-TCH
TRASH CAN HOLDER
• Holds (9-3/8" x 13-1/2")
• Trash can not included



MBUC-SDPBH
SCREWDRIVER PARTS BIN HOLDER
• Three bins and 12 holes

MBUC-SDH
SCREWDRIVER HOLDER
• Store 12 screwdrivers or extensions



MBUC-PTH
POWER TOOL HOLDER
• Holds three power tools (impacts, hammers, and drills) for quick access

MBUC-ACH
AEROSOL CAN HOLDER
• Stores six aerosol cans

UTILITY CARTS

20" DEEP UTILITY CARTS



 Carts on this page available in all standard and MTO colors

The tools on this page have been **PROUDLY MADE IN THE USA** with global components.



UC3720DTF
5-DRAWER UTILITY CART
WITH DROP-TOP LID



UC3720DTH
3-DRAWER UTILITY CART
WITH DROP-TOP LID

CABINET		
20" Depth for Greater Storage Space	MTO - Badges are Customizable in Seven Different Color Options	
37" Widths Available	16ga Steel Construction for Excellent Durability	
43" Overall Height (Including Casters)	Chemical Resistant Powder Coating	
DRAWERS		
7" Deep Top Compartment	MTO - Drawer Pulls are Customizable in Seven Different Anodized Finishes	
Full-Length Aluminum Drawer Pulls	Non-Skid Drawer Liners included for Every Drawer	
CASTERS	SECURITY	DRAWER SLIDES
5"x 1-1/4" Swivel Casters	Tubular Lock can be Keyed-alike for Add-Ons	100 Lbs. Weight Capacity Ball-Bearing Slides
		Soft-Close for optimal Detent and Better Security

PRODUCT #	DESCRIPTION	DRAWERS	OVERALL DIMENSIONS W x H x D (IN.)	VOLUME CU IN.
UC3720DTH	Utility Cart	3	37" x 43" x 20"	13,761
UC3720DTF	Utility Cart	5	37" x 43" x 20"	18,220

See Drawer Dimensions and Volumes on page 56

UTILITY CARTS

22" DEEP UTILITY CARTS



Carts on this page available in the following colors

FIREBRICK RED (-RD)

SAPPHIRE BLUE (-BL)

FIREBALL ORANGE (-OR)

LIME GREEN (-LG)

GALAXY BLACK (-BK)

- 16ga welded construction
- Soft-close drawer slides with 125 Lbs. capacity per drawer
- Reinforced lid (250-lbs. capacity)
- Internal slotted storage for long items (can accommodate up to 36" pry bar)
- Tubular lock
- 6" x 2" Crowned high-mileage casters
- Mounting points for side accessories
- Available in 5 popular colors (all with black trim)



UC2822DTH
28" 3-DRAWER UTILITY CART

- One 2" tall drawer
- Two 4" tall drawers



UC4122DTH
41" 3-DRAWER UTILITY CART

- One 2" tall drawer
- Two 4" tall drawers



UC2822DTF
28" FULL-DRAWER UTILITY CART

- Two 2" tall drawers
- Three 4" tall drawers
- One 6" tall drawer



UC4122DTF
41" FULL-DRAWER UTILITY CART

- Two 2" tall drawers
- Three 4" tall drawers
- One 6" tall drawer

PRODUCT #	DESCRIPTION	DRAWERS	VOLUME CU. IN.	OVERALL DIMENSIONS W x H x D (IN.)
UC2822DTH	Cart	3	3,938"	28" x 41-7/8" x 22"
UC2822DTF	Cart	6	7,956"	28" x 41-7/8" x 22"

PRODUCT #	DESCRIPTION	DRAWERS	VOLUME CU. IN.	OVERALL DIMENSIONS W x H x D (IN.)
UC4122DTH	Cart	3	5,730"	41" x 41-7/8" x 22"
UC4122DTF	Cart	6	12,878"	41" x 41-7/8" x 22"



UTILITY CARTS

AVAILABLE IN

FIREBRICK
RED

SAPPHIRE
BLUE
(-BL)

FIREBALL
ORANGE
(-OR)

LIME
GREEN
(-LG)

GALAXY
BLACK
(-BK)



UC3016-1DRW DELUXE UTILITY CART WITH DRAWER AND LID

- 3" Deep locking storage top with full piano hinge and 3" Bottom shelf
- Ball-bearing track slide drawer
- Drawer and top are keyed alike
- 4" Casters; two locking and two standard
- Baked-on powder coat finish
- 18-Gauge steel construction
- 350 lbs. Capacity



UC3919-3DRW UTILITY CART

- Rugged tubular frame provides strength and unique appearance
- Push handles on both sides of cart for easy maneuvering
- 4" Deep top compartment for easy storage of deep sockets, air tools, etc.
- Easy grab powder coated drawer pulls
- Lid utilizes gas-filled lift supports
- 100 lb. capacity ball bearing slides with 100% full extension
- Non-slip PVC drawer liners included in drawers, top compartment, and bottom tray
- Bottom tray design allows easy access to bulk items from front or back



MB6UC UTILITY CART WITH LID

- Made of durable injection molded structural foam
- 150 lbs. per Shelf weight capacity
- Resistant to most automotive chemicals
- Built-in cutout for using a padlock to secure lid



UC3016 UTILITY CART

- Two 3" deep storage shelves
- 18-Gauge steel construction
- 350 lbs. Capacity
- 4" Casters; two locking and two standard
- Available in red, black, blue, and yellow

PRODUCT #	DESCRIPTION	DRAWERS	OVERALL DIMENSIONS W x H x D (IN.)
UC3016-1DRW	Cart	1	30" x 35-1/2" x 16"
UC3919-3DRW	Cart	3	38-1/2" x 18-1/2" x 39-1/2"
MB6UC	Cart	-	37" x 38" x 19"
UC3016	Cart	-	30" x 35-1/2" x 16"



WORKBENCHES AND STORAGE



The tools on this pages have been PROUDLY MADE IN THE USA with global components.

FIREBRICK
RED
(+RD)

SAPPHIRE
BLUE
(-BL)

GALAXY
BLACK
(-BK)



STATIONARY WORKBENCH

- Your choice of work surface - hardwood butcher block or 16-gauge 304 stainless steel over wood core
- Made from cold-rolled steel with powder coated finish in red, blue, or black
- Four floor glides made of steel with plastic cap with a 1" [25.4mm] adjustment range

MOBILE WORKBENCH

- Your choice of work surface - hardwood butcher block or 16-gauge 304 stainless steel over wood core
- Made from cold-rolled steel with powder coated finish in red, blue, or black
- Four 6" diameter casters (*two rigid, two locking swivel*) made of non-marking thermoplastic elastomer with capacity of 600 lbs. each

PEDESTAL WORKBENCH

- Your choice of work surface - hardwood butcher block or 16-gauge 304 stainless steel over wood core
- Made from steel with powder-coat finish in red, blue, or black
- Built-in, welded-steel, five-drawer cabinet 22-3/16" x 35-13/16" x 28-1/2" 725 x 910 x 564mm
- Cabinet offers Preventip® central locking system for safety
- Removable core lock with two keys
- Includes mesh drawer liner in each drawer

PRODUCT #	WORKBENCH DESCRIPTION	SURFACE TYPE	OVERALL DIMENSIONS W x H x D (IN. /MM)	WORK SURFACE HEIGHT IN. /MM	WORK SURFACE THICKNESS IN. /MM	BACK & END STOP HEIGHT IN. /MM
M-01WB60BT	Stationary	Butcher Block	60" x 38-1/4" x 30" / 1,524 x 971 x 762	35-1/4" / 894.5	1-3/4" / 44.5	3" / 76.2
M-01WB60ST	Stationary	Stainless Steel	60" x 38-1/4" x 30" / 1,524 x 971 x 762	35-1/4" / 894.5	1-3/4" / 44.5	3" / 76.2
M-02WB60BT	Mobile	Butcher Block	60" x 38-1/4" x 30" / 1,524 x 971 x 762	35-1/4" / 894.5	1-3/4" / 44.5	3" / 76.2
M-02WB60ST	Mobile	Stainless Steel	60" x 38-1/4" x 30" / 1,524 x 971 x 762	35-1/4" / 894.5	1-3/4" / 44.5	3" / 76.2
M-03WB60BT	Pedestal	Butcher Block	60" x 40-9/16" x 30" / 1,524 x 1,031 x 762	37-9/16" / 954.5	1-3/4" / 44.5	3" / 76.2
M-03WB60ST	Pedestal	Stainless Steel	60" x 40-9/16" x 30" / 1,524 x 1,031 x 762	37-9/16" / 954.5	1-3/4" / 44.5	3" / 76.2

M-02HS1308 HIGH-DENSITY PARTS STORAGE CABINETS

- Made from steel with powder-coat finish in red, blue, or black
- Combination of upper and base cabinets provides two shelves and eight or 10 drawer
- Upper cabinet: 40-3/8" x 22-1/2" x 33-7/16" [1023 x 850 x 572mm]
- Base cabinet: 40-3/8" x 22-1/2" x 59-7/16" [1023 x 1510 x 572mm]
- Features Preventip® central locking system for safety
- Removable core lock with two keys



800.MACTOOLS



WARNING: Cancer and Reproductive Harm - p65warnings.ca.gov
For more info click on MACTOOLS.COM/PROP65

MOBILE STORAGE

MODULAR STORAGE SYSTEM



MODULAR STORAGE SYSTEM TOOL BOXES

- Made from impact resistant polymer composite
- Removable and reconfigurable internal storage cups and trays
- Integrated water seal for protection from the environment (IP65)
- Side latches for stacking and connecting multiple Boxes together for easy storage and transport
- Rust-resistant latches
- Compatible with DWST08210 TOUGHSYSTEM® DS CARRIER



MBTS295 3-DRAWER MODULAR TOOL BOX

- 3-Drawers with individual latches and ball-bearing slides
- Stackable with MBTS100, MBTS150, MBTS300
- 21-3/4" W x 12-1/8" H x 13-1/8" D
- Drawer inside dimensions:
17-13/16" W x 2-1/2" H x 11-1/4" D

MBTSBRACKET 2-PK MODULAR TOOL BOX BRACKET

- Mounts to rails on utility carts
- Adjustable position for multiple boxes on a single rail
- 75 lbs. weight capacity per pair of brackets



MBTS100 MODULAR ORGANIZER BOX

- Polycarbonate lid for impact resistance and visibility of contents
- Two large and six small removable organizer cups
- 21-3/4" W x 4-1/2" H x 13-1/8" D



MBTS150 MODULAR MEDIUM TOOL BOX

- Locking fold-down top tray with two covered compartments
- Four large and Eight small organizer cups
- 21-3/4" W x 6-1/8" H x 13-1/8" D



MBTS300 MODULAR MEDIUM TOOL BOX

- Removable insert tray for small parts and tools organization
- 12" Deep compartment for larger tools storage
- 21-3/4" W x 12-1/8" H x 13-1/8" D



**TB505
MULTI-USE TOOL BAG**

**TB506
MULTI-USE ROLLER TOOL BAG
WITH TELESCOPIC HANDLE**

- Special screwdriver and saw compartment
- Flap-top storage pouch
- Durable 1,200 x 1,200D fabric
- Rigid and waterproof plastic bottom



**MTB001
SMALL TOOL BAG**

**MTB002
MEDIUM TOOL BAG**

**MTB003
LARGE TOOL BAG**

- Industrial-strength materials
- Ergonomic handle design



**TBLGORG
ORGANIZER TOOL BAG**

- Three interior sections and numerous pockets for easy organization
- Durable 600D polyester material
- Padded shoulder strap

PRODUCT #	DESCRIPTION	OVERALL DIMENSIONS W x H x D (IN)	OPEN POCKETS	ZIPPERED POCKETS	VELCRO® POCKETS	TOTAL POCKETS
MTB001	Tool Bag	13-1/2" x 9" x 8-1/2"	8			8
MTB002	Tool Bag	18-1/2" x 11" x 12"	4	2	4	10
MTB003	Tool Bag	24" x 13" x 13"	4	2	4	10
TBLGORG	Tool Bag	16" x 12" x 12"	17		1	18
TB505	Tool Bag	19" x 13-1/2" x 9"	9	1	3	13
TB506	Tool Bag	19" x 13-1/2" x 9"	9	1	3	13



ACCESSORIES


HUTCH LIGHTS, COVERS AND TOPS



TH-LED-SYS-1PK HUTCH LIGHT KIT

- Next-generation COB LED strips are brighter than predecessors and feature new magnetic mounts with light angle feature
- Each strip comes with two neodymium magnets for easy mounting
- Motion sensor feature turns light on when movement is detected
- Allows customization up to three LED strips in single system
- Individual on/off switch on the strip as well as override switch on sensor box
- TH-LED-SYS-1PK includes controller, power cord, and 1 LED strip with magnetic mount
- TH-LED-STRIP-1 includes daisy-chain power cord and magnetic mount
- Kit includes LED strip, jumper cord, motion sensor box and UL AC wall adapter
- 13" overall length

TH-LED-STRIP-1 ADD-ON LED STRIP



STAINLESS STEEL PEG BOARDS

- SS Pegboards are now standard on all top hutches, but are available as retrofit options for many previous model hutches
- Stainless steel pegboard provides a striking and rugged location to store your workshop tools and supplies
- Hole sizes and distances accommodate all standard peg hooks and accessories.

PRODUCT #	DESIGNED FOR
M5930THSSPEG	MB5998 or M5930TH
M6627THSSPEG	MB1398 or M6627TH
M7530THSSPEG	MB7598 or M7530TH
M8827THSSPEG	MB1998 or M8827TH
T5025THSSPEG	MB1098A or T5025TH
T6725THSSPEG	MB10898 or T6725TH



WORKSTATION COVERS

- High quality 200 Denier nylon
- Individually cut and sewn together using a heavy duty thread



UTILITY CART ATTACHMENT RAIL KITS

PRODUCT #	DESIGNED FOR
199RAILKIT	UC3720 or UC4125FD
199RAILKIT-BK	UC3720 or UC4125FD

MACSIMIZER® SERIES COVERS

PRODUCT #	DESIGNED FOR
M14430COVER	M14430 Series
M5930COVER	MB5930 or M5930
M5930COVERSET*	MB5930 or M5930
M6627COVER	MB1350 Series, M6627
M6627COVERSET*	MB1350 Series or M6627
M7530COVER	MB7530 or M7530
M7530COVERSET*	MB7530 or M7530
M8827COVER	MB1900 Series or M8827
M8827COVERSET*	MB1900 Series or M8827
MSB27COVER	MB1967 or MSB27
MSB30COVER	MB7567 or MSB30
MSC27COVER	MB1970 or MSC27TALL
MSC30COVER	MB7570 or MSC30TALL
UC4125FDCOVER	UC4125FD

TECH™ SERIES COVERS

PRODUCT #	DESIGNED FOR
T3425COVER	MB8800 Series or T3425
T3425COVERSET*	MB8800 Series or T3425
T5025COVER	MB1000 Series or T5025
T5025COVERSET*	MB1000 Series or T5025
T6725COVER	MB1080 Series or T6725
T6725COVERSET*	MB1080 Series or T6725
TSB25COVER	MB1067, TSB25
TSC25COVER	MB1070, TSC25

LEGACY MODEL COVERS

PRODUCT #	DESIGNED FOR
MBC4251CUS	MB4251, MB4250 or MB4290C
MBC4251CUS*	MB4290C with MB4295C
MBC4280CUS*	MB4280 with MB4285C
MBC4890CUS	MB4890A
MBC4890CUS*	MB4890A with MB4895A

* Indicates a Cover Set to be used with the Roller Cabinet and Associated Top Chest or Top Hutch

EDGE™ RANGE COVERS

PRODUCT #	DESIGNED FOR
E4122COVER	E4122
E5422COVER	E5422
E5422COVERSET	E5422 with E5422TC
E4122COVERSET	E4122 with E4122TC
E2722COVER	E2722
E2722COVERSET	E2722 with E2722TC



LINE-X® WORK SURFACES

- LINE-X® Protective Coated worksurface is corrosion, abrasion, and impact-resistant
- High-grade galvennealed steel base wrapped around wood core



STAINLESS STEEL WORK SURFACES

- High-grade 1/16" thick 304 stainless steel wrapped around wood core



BUTCHER BLOCK WORK SURFACES

- 1-1/2" Thick laminate edged hardwood work surface
- Clear lacquer top with radius edges
- Protection against wood drying, apply non-toxic mineral oil every 4-6 weeks

PRODUCT #	DESIGNED FOR
E4122LNXTOP	E4122-FB
E5422LNXTOP	E5422-FB
M14430LNXTOP	M14430
M5930LNXTOP	MB5930 or M5930
M6627LNXTOP	MB1350 Series, M6627
M7530LNXTOP	MB7530 or M7530
M8827LNXTOP	MB1900 Series or M8827
MSB27LNXTOP	MB1967 or MSB27
MSB30LNXTOP	MB7567 or MSB30
T3425LNXTOP	MB8800 Series or T3425
T5025LNXTOP	MB1000 Series or T5025
T6725LNXTOP	MB1080 Series or T6725
TSB25LNXTOP	MB1067, TSB25

PRODUCT #	DESIGNED FOR
T5025SSTOP	MB1000 Series or T5025
TSB25SSTOP	MB1067, TSB25
T6725SSTOP	MB1080 Series or T6725
T3425SSTOP	MB8800 Series or T3425
M6627SSTOP	MB1350 Series, M6627
M5930SSTOP	MB5930 or M5930
M7530SSTOP	MB7530 or M7530
MSB27SSTOP	MB1967 or MSB27
M8827SSTOP	MB1900 Series or M8827
MSB30SSTOP	MB7567 or MSB30
M14430SSTOP	M14430
MHD10029SST	MHD5629PD with two added side units
MHD7829SST	MHD5629PD with one added side unit
MHD2229SST	MHDSB29 or MHDSC29

PRODUCT #	DESIGNED FOR
TSB25BBTOP	MB1067, TSB25
T5025BBTOP	MB1000 Series or T5025
T6725BBTOP	MB1080 Series or T6725
M6627BBTOP	MB1350 Series, M6627
MSB27BBTOP	MB1967 or MSB27
M5930BBTOP	MB5930 or M5930
M7530BBTOP	MB7530 or M7530
MSB30BBTOP	MB1967 or MSB27

Line-X is a trademark of Line-X LLC



ACCESSORIES

AVAILABLE IN

FIREBRICK
RED
(-RD)

SAPPHIRE
BLUE
(-BL)

FIREBALL
ORANGE
(-OR)

LIME
GREEN
(-LG)

GUNMETAL
GRAY
(-GM)



HS12X6 1' STORAGE TRAY/SHELF

HS24X6 2' STORAGE TRAY/SHELF

- Mounts to pegboard as a tray or flip over and use as a shelf
- Extra-rugged steel construction
- Powder-coat finish resists fading and corrosion

SD8 SCREWDRIVER HOLDER

- Holds up to eight screwdrivers

SD12 DOUBLE-TIER SCREWDRIVER HOLDER

- Holds up to twelve screwdrivers
- Extra-rugged steel construction
- Powder-coat finish resists fading and corrosion



PL110 SINGLE-TIER PLIERS HOLDER

- Holds up to ten pliers
- Extra-rugged steel construction
- Powder-coat finish resists fading and corrosion



MBSD155 SCREWDRIVER RACK FOR UC3016 AND UC3016-1DRW

- Holds up to 26 screwdrivers and extensions
- Dimensions: 16-1/4" x 3-1/2"
- Available in Red, Black, and Blue only



MBSCHB SPRAY CAN HOLDER

- Stores cans up to 3-3/8" diameter
- Fits the lip of most rollaway cabinets and utility carts
- Includes holes for bolt-on attachment
- Available in Red, Black, Blue, and Yellow only





MBD100B
ADD-A-DRAWER UNIT

- Bolts to UC3016, UC3016-1DRW, MB80UC, MB100UC, or MB6UC
- Extra-rugged steel construction
- Powder-coat finish resists fading and corrosion



MBT10B
TOTE TRAY

- 20-Gauge steel construction
- Tubular steel handle
- Available in red, black, or blue
- Size: 4-1/2" x 20-7/16" x 10" [114mm x 519mm x 254mm]



MAGRAIL12
12" MAGNETIC RAIL


MAGRAIL24
24" MAGNETIC RAIL

- High-powered magnetic rail holds tools and parts firmly in place
- Can also be attached to non-magnetic surfaces by using screws



SHMB25
1/4" BIT - MAGNETIC SOCKET HOLDERS

- Holds 36 different bits and one socket drive
- Available in Red, Green, and Yellow



MTS210R
MAGNI STIX

- Can be placed on a vertical surface or in the bottom of a drawer
- 11" Long x 2-1/4" wide

ACCESSORIES

TOOL STORAGE ORGANIZATION



L40490

Tools not included

PLIERS/WRENCH RACK

- Keeps toolboxes neat and organized
- By holding pliers and wrenches vertically, tools take up less space in the toolbox while keeping them easy to identify, locate, and grab
- Thirteen slots hold various shapes and sizes of wrenches and pliers
- Ten 5/8" wide slots for narrow tools and three 7/8" wide slots for larger tools
- Made of durable molded plastic
- Only 1-5/8" tall

L40460

PLIERS/WRENCH RACK - BLACK

- Organize your tool box drawer
- Pliers / Wrench Rack is constructed out of plastic and will hold up to thirteen tools
- There are two different sizes of slots to accommodate all sizes of tools
- The front edge also has indentations to hold tools upright



SH502

SOCKET ORGANIZER TRAY

- Ideal for MB6UC cart



PLR30

WIRE RACK FOR PLIERS

- Ingenious design keeps up to 32 pliers organized
- Heavy gauge (3mm) vinyl-coated steel wire frame offers long life and protection for your pliers
- Place rack at the back of tool-box drawer so the weight of the pliers keeps the rack in place
- Ten extra-wide slots offer extra space for pliers with insulated handles
- Will fit in a tool box with a 2-1/2" high drawer

Tools and cart sold separately.

HEIGHT	HEIGHT (MM)	LENGTH	LENGTH (MM)	WIDTH	WIDTH (MM)
2-1/2"	63.5	30"	762	5-1/4"	133.4

OVERALL SIZE	OVERALL SIZE (MM)	SOCKET RAIL SIZE	SOCKET RAIL SIZE (MM)	SOCKET RAILS
7-7/8" x 21-1/4"	200.0 x 539.7	17-1/4"	438.1	5



SH444B

SOCKET RACK TRAY

- Carrying handle

OVERALL SIZE	OVERALL SIZE (MM)	SOCKET RAIL SIZE	SOCKET RAIL SIZE (MM)	SOCKET RAILS
6" x 18"	152.4 x 457.2	17"	431.8	4



GREAT TO WORK WITH™



TOOL BOX TRAYS

- High-impact material

PRODUCT #	HEIGHT	HEIGHT (MM)	LENGTH	LENGTH (MM)	WIDTH	WIDTH (MM)
MBPT-RB	1-1/4"	31.7	15-3/4"	400.1	11-1/8"	282.6
MBPT-GB	1-1/4"	31.7	15-3/4"	400.1	11-1/8"	282.6



MAGTRAY



MAGTRAY-2



MAGTRAY-4



MBPT13



MBPT27



MBPT18



MBPT37



MAGTRAY-3



MAGTRAY-5A

DRAWER ORGANIZER TRAYS

PRODUCT #	SIZE
MBPT18	18-1/2" x 23"
MBPT13	13" x 22-1/2"
MBPT37	24-1/2" x 37"
MBPT27	22-1/2" x 27-1/2"

MAGNETIC PARTS TRAYS

- Powerful magnets are rubber-covered to prevent scratching painted surfaces
- Base is fuel and oil-resistant
- Stainless steel except **MAGTRAY-5A**

PRODUCT #	HEIGHT	HEIGHT (MM)	LENGTH	LENGTH (MM)	WIDTH	WIDTH (MM)
MAGTRAY	1-1/2"	38.1	5-3/4"	146.1	5-3/4"	146.1
MAGTRAY-2	1-3/8"	34.9	8"	203.2	4"	101.6
MAGTRAY-3	1"	25.4	6-1/2"	165.1	14"	355.6
MAGTRAY-4	1-1/4"	31.7	12-1/2"	317.5	10-1/4"	260.4
MAGTRAY-5A	4-1/2"	114.3	6"	152.4	6"	152.4



TOOL STORAGE

DRAWER DIMENSIONS AND VOLUMES

MACSIMIZER HD®

29" DEEP

PRODUCT #	DRAWER SIZE											SHELF	DRAWERS	VOLUME CU IN	AREA SQ IN	HEIGHT IN / MM	WEIGHT LBS.
	1	1	2	2	1	1	1	1	1	1	1						
MHD5629PD	1	1	2	2	1	1	1	1	1	1	1		11	34,902	7,078	52-5/8" / 1,336	
MHDSB29						2	2	1	1	1	1		7	11,248	2,919	51-13/16" / 1,290	
MHDSTC29						4		1	1				6	6,636	2,502	27-9/16" / 700	
MHMSC29												3	2,171	180	51-13/16" / 1,290		
MHDTSC29												2	3,262	274	27-9/16" / 700		
	K-WIDE		WIDE			NARROW				POWER DRAWER							

MACSIMIZER®

30" DEEP

PRODUCT #	DRAWER SIZE											SHELF	DRAWERS	VOLUME CU IN	AREA SQ IN	HEIGHT IN / MM	WEIGHT LBS.			
	2	2			2	4		2	1	1	2									
M14430PDP	2	2			2	4		2		2		4	4	4	2	22	92,576	21,324	46-3/8" / 1,178	
M7530P	1	1			1	2		1	1	1		2	2	2		11	46,288	10,662	46-3/8" / 1,178	
M7530PDP	1	2			1	2		1		1		2	2	2	1	11	46,288	10,662	46-3/8" / 1,178	
M5930P			1	1	1	2		1	1			2	1			10	36,376	8,288	46-3/8" / 1,178	
M5930PDP			1	1	1	2		1				2	1	1		10	36,376	8,288	46-3/8" / 1,178	
M5930TC							2	3				2	3			8	24,927	8,491	38-21/32" / 982	
MSB30PD												1	2	2	1	6	9,866	2,247	38-21/32" / 982	
MSC30TALL															6	6	30,738	527	65-5/32" / 1655	
	X-WIDE		WIDE			NARROW				POWER DRAWER		BIN								

MACSIMIZER®

27" DEEP

PRODUCT #	DRAWER SIZE											SHELF	DRAWERS	VOLUME CU IN	AREA SQ IN	HEIGHT IN / MM	WEIGHT LBS.				
	1	1	3	1	1	2	1	1	5	4	2										
M8827P		1		1		1	2	1	1	5	4		2	1		19	48,472	13,083	46-3/8" / 1,178	1,238	
M8827PDP		1		1		1	2	1	1	3	4		1	1	1	17	48,140	12,082	46-3/8" / 1,178	1,238	
M8827XP	1	2	3		1					2	2		1	1		13	48,517	11,173	46-3/8" / 1,178	1,238	
M6627P		1		1		1	2	1	1			2		1		10	36,902	8,930	46-3/8" / 1,178	740	
M6627PDP		1		1		1	2	1	1			2			1	10	36,902	8,930	46-3/8" / 1,178	740	
M8827TC						3	2			6	4					15	32,756	11,173	27-1/4" / 692	680	
M6627TC						3	2			3	2					10	24,579	8,359	27-1/4" / 692	550	
MSB27										1	2	3	1		7	12,109	3,320	38-9/16" / 979	290		
MSB27PD										1	2	2			6	12,109	3,320	38-9/16" / 979	290		
MSC27SHRT															2	2	13,765	923	38-9/16" / 979	200	
MSC27TALL															3	3	6	27,545	3,285	65-3/16" / 1,656	340
	X-WIDE		WIDE			NARROW				POWER DRAWER		BIN									



TECH™
25" DEEP

PRODUCT #	DRAWER SIZE												SHELF	DRAWERS	VOLUME CU IN.	AREA SQ IN.	HEIGHT IN. / MM	WEIGHT LBS.
	44-3/8" x 3-9/16" x 23"	44-3/8" x 5-3/4" x 23"	28" x 2-1/4" x 23"	28" x 3-3/8" x 23"	28" x 4-1/2" x 23"	28" x 6-7/8" x 23"	13-3/8" x 2-1/4" x 28"	13-3/8" x 3-3/8" x 28"	13-3/8" x 4-1/2" x 28"	13-3/8" x 6-7/8" x 28"	13-3/8" x 11-1/2" x 23"	13-7/16" x 3-7/8" x 22-15/16"						
T6725P	1	1	2	2		1	4	4	1	1	1		18	30,441	8,652	41" / 1,041	600	
T6725PDP	1	1	2	2		1	2	4	1	1	1		16	30,127	7,975	41" / 1,041	600	
T6725DT	1	1	2	2		1	2	4	1	1	1		16	30,127	7,975	43" / 1,092	700	
T5025P	1	1	2	2		1	1		1	1			10	23,248	6,185	41" / 1,041	425	
T5025PDP	1	1	2	2		1	1		1		1		10	22,574	6,124	41" / 1,041	425	
T3425			4	2	1	1							8	15,014	5,150	41" / 1,041	315	
T6725TC			2	2	1		4	4	2				15	23,346	7,713	27-5/8" / 702	450	
T5025TC			2	2	1		2	2	1				10	19,456	6,098	27-5/8" / 702	355	
T3425TC			2	2	1								5	12,038	3,864	27-5/8" / 702	205	
TSB25							2	2	2	1			7	7,373	2,159	34" / 863	190	
TSB25PD							2	2	1			1	6	7,373	2,159	34" / 863	190	
TSC25TALL												1	4	5	20,119	1,873	58" / 1,473	200
	X-WIDE			WIDE			NARROW			POWER DRAWER	BIN							

EDGE™
22" DEEP

PRODUCT #	DRAWER SIZE												DRAWERS	VOLUME CU IN.	AREA SQ IN.	HEIGHT IN. / MM	
	48-5/8" x 3-9/16" x 19-1/4"	48-5/8" x 1-3/8" x 19-1/4"	35-5/8" x 3-9/16" x 19-1/4"	35-5/8" x 1-3/8" x 19-1/4"	34" x 1-3/8" x 19-1/4"	34" x 3-1/2" x 19-1/4"	34" x 5-11/16" x 19-1/4"	21" x 1-3/8" x 19-1/4"	21" x 3-9/16" x 19-1/4"	21" x 5-11/16" x 19-1/4"	12" x 1-3/8" x 19-1/4"	12" x 3-1/2" x 19-1/4"					12" x 5-7/8" x 19-1/4"
E5422-B					3	3	1						7	8,863	2,856	38-9/16" / 980	
E4122-B			1	1				2	2	1	2	1	1	11	13,435		38-9/16" / 980
E5422-B	1	1			2	2	1				2	1	1	11	18,557		38-9/16" / 980
E2722TC-B					2	2	1						5	8,780	8,780	27-11/16" / 704	
E4122TC-B			2	2									4	13,936	13,936	27-11/16" / 704	
E5422TC-B					2		1				2	1	6	19,056	19,056	27-11/16" / 704	
ESC22TALL																	
	X-WIDE			WIDE			NARROW										

UTILITY
CARTS

PRODUCT #	DRAWER SIZE												DRAWERS	VOLUME CU IN.	AREA SQ IN.	HEIGHT IN. / MM	
	38-1/2" x 7" x 18"	36-1/2" x 5-1/2" x 19"	41-3/8" x 8" x 19-9/16"	38-7/16" x 4-3/16" x 19-9/16"	17-1/2" x 2-13/16" x 17-1/2"	21" x 1-1/2" x 19-1/4"	21" x 3-5/8" x 19-1/4"	21" x 5-13/16" x 19-1/4"	34" x 1-1/2" x 19-1/4"	34" x 3-5/8" x 19-1/4"	34" x 5-13/16" x 19-1/4"	30" x 3-3/4" x 18"					30" x 3-3/4" x 18"
UC3720DTH	1										2	1		3	13,761	2,950	43" / 1,092
UC3720DTF	1										2	3		5	18,220	3,394	43" / 1,092
UC3720SLH		1			2						2	1		3	19,741	2,926	43" / 1,092
UC3720SLF		1			2						2	3		5	18,894	4,006	43" / 1,092
UC4125FD			1	1									2	6	24,722	5,823	47" / 1,194
UC2822DTH						1	2							3	3,540	1,216	41-7/8" / 1,064
UC2822DTF						2	3	1						6	7,956	3,938	41-7/8" / 1,064
UC4122DTH									1	2				3	5,730	1,969	41-7/8" / 1,064
UC4122DTF									2	3	1			6	12,878	3,938	41-7/8" / 1,064
	TOP COMPARTMENT				SLIDING TRAY	DRAWERS											

SECTION

3

RATCHET AND SOCKET



SS

SUB-CATEGORIES:

62

1/4" DRIVE RATCHETS

70

1/4" DRIVE SOCKETS

76

3/8" DRIVE RATCHETS

82

3/8" DRIVE SOCKETS

92

1/2" DRIVE RATCHETS

98

1/2" DRIVE SOCKETS

108

3/4" DRIVE RATCHETS

110

3/4" DRIVE SOCKETS

111

CROWFOOT WRENCH SETS

112

TORX®, STAR, AND HEX BITS

132

SOCKET STORAGE

136

PRECISION TORQUE SETS

146

MICRO SOCKET SETS

148

ECONOMY SOCKET SETS

150

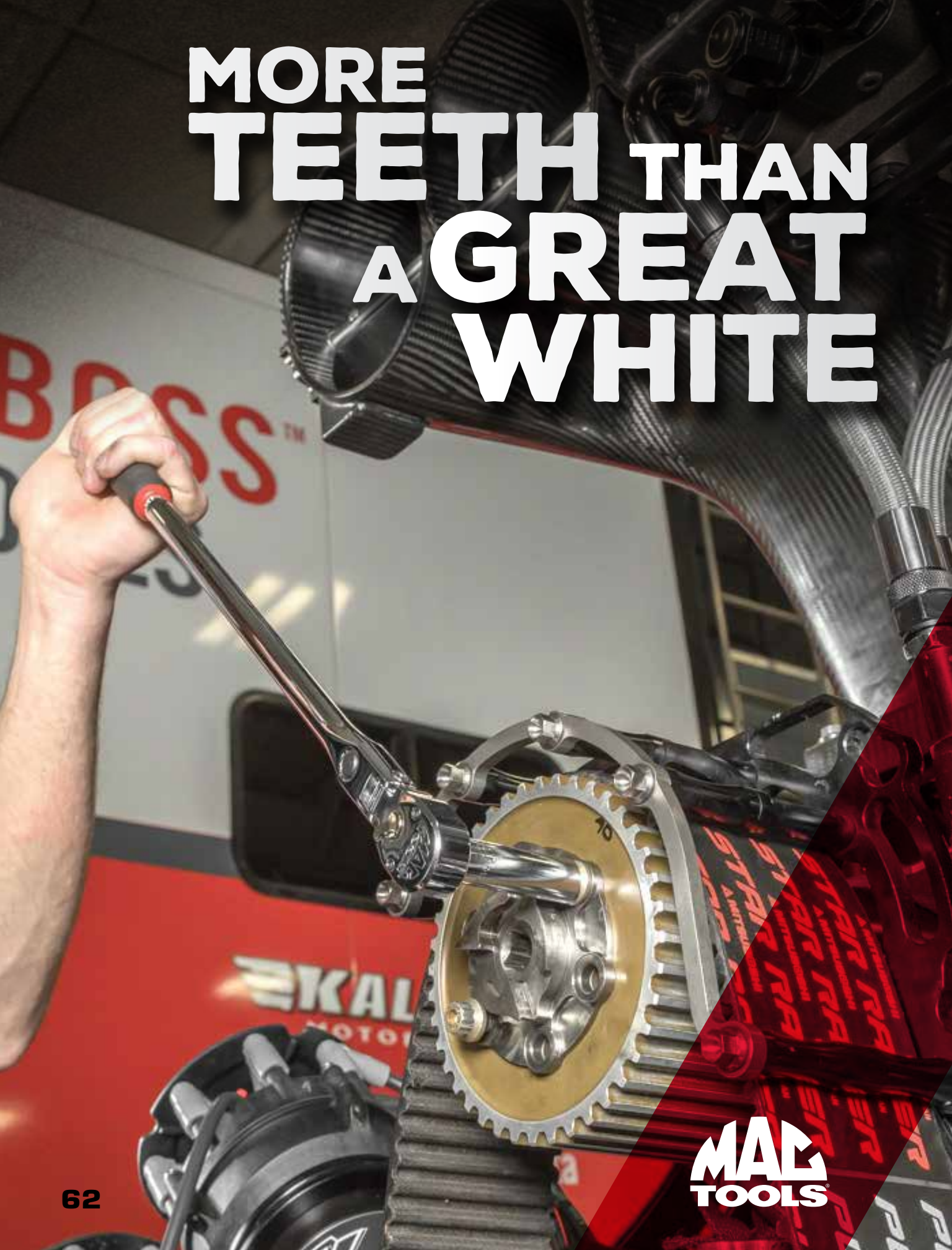
RBRT SOCKET SETS

166

FOAM TOOL SETS



MORE TEETH THAN A GREAT WHITE





The tools on this page have been **PROUDLY MADE IN THE USA** with global components.

AXIS[®]

The next generation of high quality Mac Tools[®] Ratchets features a compact pear head design and 4° swing arc provides users access in even the tightest working areas.

Ergonomic comfort handle provides excellent grip to reduce hand fatigue during use. Solid and flex versions of the 1/4" Drive provide an unmatched selection.



MR590K
1/4" DRIVE AXIS™
METAL HANDLE
RATCHET - 5"

MR690PA
1/4" DRIVE AXIS™
COMFORT HANDLE
RATCHET - 6"

MR690FK (NOT SHOWN)
1/4" DRIVE AXIS™
METAL HANDLE FLEX
RATCHET - 6"

MR690LFK (NOT SHOWN)
1/4" DRIVE AXIS™ METAL
HANDLE LOCKING FLEX
RATCHET - 6"

MR990K (NOT SHOWN)
1/4" DRIVE AXIS™
METAL HANDLE
RATCHET - 9"

MR990PA (NOT SHOWN)
1/4" DRIVE AXIS™
COMFORT HANDLE
RATCHET - 9"

MR990FPA
1/4" DRIVE AXIS™
COMFORT HANDLE
FLEX RATCHET - 9"

MR990LFPA
1/4" DRIVE AXIS™ COMFORT
HANDLE LOCKING FLEX
RATCHET - 9"

PRODUCT #	GEAR TEETH	RATCHET SWING	HANDLE	OVERALL LENGTH IN. / MM
MR590K	90	4°	Metal	5" / 127
MR690FK	90	4°	Metal	6" / 152
MR690LFK	90	4°	Metal	6" / 152
MR990K	90	4°	Metal	9" / 228.6

PRODUCT #	GEAR TEETH	RATCHET SWING	HANDLE	OVERALL LENGTH IN. / MM
MR690PA	90	4°	Comfort handle	6" / 152
MR990PA	90	4°	Comfort handle	9" / 228.6
MR990FPA	90	4°	Comfort handle	9" / 228.6
MR990LFPA	90	4°	Comfort handle	9" / 228.6



800.MACTOOLS



WARNING: Cancer and Reproductive Harm - p65warnings.ca.gov
For more info click on MACTOOLS.COM/PROP65

1/4" DRIVE RATCHETS

PEAR AND ROUND HEAD RATCHETS



MR5K
1/4" DRIVE
RATCHET - 5"



MRR6PA
1/4" DRIVE ROUND
HEAD RATCHET - 6"



MRR6FPA
1/4" DRIVE ROUND
HEAD FLEX RATCHET - 6"



MR100SPA
1/4" DRIVE SWIVEL
HEAD RATCHET - 7"

PRODUCT #	GEAR TEETH	RATCHET SWING	HANDLE	OVERALL LENGTH IN. / MM
MR5K	30	12°	Knurled	5" / 127
MR100SPA	100	3.6°	Comfort handle	7" / 177.8
MRR6FPA	72	5°	Comfort handle	6" / 152.4
MRR6PA	72	5°	Comfort handle	6" / 152.4



SPECIALTY RATCHETS



MRRSP
1/4" DRIVE PALM CONTROL SPINNER

- Small size ideal for working in tight areas
- Aluminum knurled outer ring for secure grip



FDR108
1/4" DRIVE MINI FINGER RATCHET

- Small size ideal for working in tight areas
- Magnet in Hex helps hold in bits
- Aluminum knurled outer ring for secure grip
- Reversible ratchet: 1/4 male to 1/4 female hex drive



MR4C
1/4" DRIVE MINI RATCHET



MR4FC
1/4" DRIVE MINI FLEX RATCHET



MR5BD
1/4" HEX DRIVE MINI BIT RATCHET

- Quick-release button locks socket in place and provides quick release when job is completed (Not MR5BD)
- Full-polish, chrome-plated finish
- Ultra-compact 1/4" high tooth-count ratchets ideal for work in tight places

PRODUCT #	GEAR TEETH	RATCHET SWING	OVERALL LENGTH IN. / MM
MR4C	72	5°	3-1/2" / 88.9
MR4FC	72	5°	3-3/4" / 95.3
FDR108	72	5°	2-1/4" / 57.2
MRRSP	72	5°	2-1/4" / 57.2

SMEDL3PT
3-PC. 1/4" DRIVE LOCKING HAND DRIVE EXTENSION SET

- Comfortable PT handle allows for use by hand or with a ratchet
- 1/4" Square drive extends through handle
- Locking feature holds sockets firmly in place



PRODUCT #	OVERALL LENGTH IN. / MM	SET
SMEDL3PT	3-PC. 1/4" Locking Hand Drive Extension Set	
M6EDLA	6" / 152.4	•
M10EDLA	10" / 254	•
M14EDLA	14" / 355.6	•



1/4" DRIVE SPECIALTY DRIVERS

M14SL 1/4" DRIVE LOCKING SPEED HANDLE

- Vertical grip for greater comfort and speed
- Quick-release lock-ring secures socket in place
- Full-polish chrome for superior protection



M6SA 1/4" DRIVE SPIN HANDLE

- Doubles as an extension
- Comfort-Grip™ Handle
- Overall length: 6-1/4" / 158.8mm



M6SFA 1/4" DRIVE BREAKER BAR - 6"

- Exclusive triangular grip provides greater control and comfort when applying the load by hand
- Heavy-duty design provides stronger yoke-style head design, black-oxide drive plug provides optimum strength and joint retention performance
- High-polished nickel chrome finish provides corrosion protection and lasting appearance

M9EPSW 1/4" DRIVE EXTENSION WRENCH

- Compact design and 0° swing arc provides users access in even the tightest working areas
- Lightweight aluminum construction
- Optimized gear ratio designed to reduce fastener removal time
- Engineered to be used with a ratchet or impact tool

N9EPSW 1/4" DRIVE 9" HEX END EXTENSION WRENCH

- Compact design and 0° swing arc provides users access in even the tightest working areas
- Lightweight aluminum construction
- Optimized gear ratio designed to help reduce fastener removal time


SDRFL2PT 2-PC. 1/4" DRIVE FLEX DRIVER SET

- Flexible ends bend to desired position
- Extra long shafts provide access to hard-to-reach areas
- Comfortable two-piece composite handle
- Overall length: 24" / 609.6mm

PRODUCT #	DESCRIPTION	SET
SDRFL2PT	2-PC. 1/4" Drive Flex Driver Set	
DRFLNB	1/4" Bit Driver	•
DRFLNS	1/4" Socket Driver	•

WARNING: Chrome sockets and attachments should only be used with hand-operated handles.





SMEK5PT
5-PC. 1/4" DRIVE
KNURLED EXTENSION SET

PRODUCT #	OVERALL LENGTH IN. / MM	SET
SMEK5PT	5-PC. 1/4" Drive Knurled Extension Set	
M1EK	1" / 25.4	
M2EK	2" / 50.8	•
M4EK	4" / 101.6	•
M6EK	6" / 152.4	•
M10EK	10" / 254	•
M14EK	14" / 355.6	•
M24EK	24" / 609.6	•



SME6EKLQ
6-PC. 1/4" DRIVE
LOCKING EXTENSION SET

PRODUCT #	OVERALL LENGTH IN. / MM	SET
SME6EKLQ	6-PC. 1/4" Drive Locking Extension Set	
M2EKLQ	2" / 50.8	•
M4EKLQ	4" / 101.6	•
M6EKLQ	6" / 152.4	•
M10EKLQ	10" / 254	•
M14EKLQ	14" / 355.6	•
M24EKLQ	24" / 609.6	•



M3UL
1/4" DRIVE LOCKING
UNIVERSAL JOINT

- Universal design allows access to tight obstructed areas
- Quick-release locking collar holds sockets in place
- High-polish chrome finish
- Overall length: 3" / 76.2mm

M6EUL
6" EXTENSION UNIVERSAL
LOCKING EXTENSIONS

- Ideal for work in tight areas
- Universal design for access around obstacles
- Locking button allows sockets to be held in place
- Full-polish, chrome-plated finish

M14EUL
14" EXTENSION UNIVERSAL
LOCKING EXTENSIONS



1/4" DRIVE EXTENSION SETS



SMP5EKL 5-PC. 1/4" DRIVE IMPACT LOCKING EXTENSION SET

- Great for dashboard applications
- Single body construction
- Female end of the tool has a lead-in angle of 45° for easy installation

PRODUCT #	OVERALL LENGTH IN. / MM	SET
SMP5EKL	5-PC. 1/4" Drive Impact Locking Extension Set	
MP3EKL	3" / 76.2	•
MP6EKL	6" / 152.4	•
MP12EKL	12" / 304.8	•
MP18EKL	18" / 457.2	•
MP24EKL	24" / 609.6	•

SMEW5PT 5-PC. 1/4" DRIVE WOBBLE EXTENSION SET

PRODUCT #	OVERALL LENGTH IN. / MM	SET
SMEW5PT	5-PC. 1/4" Drive Wobble Extension Set	
M1EW	1" / 25.4	•
M2EW	2" / 50.8	•
M4EW	4" / 101.6	•
M6EW	6" / 152.4	•
M10EW	10" / 254	•
M14EW	14" / 355.6	•

WARNING: Chrome sockets and attachments should only be used with hand-operated handles.

ADAPTERS



The tools on these page have been PROUDLY MADE IN THE USA with global components.

03

RATCHETS AND SOCKETS



A812 ADAPTER

- 1/4" Female square
- 3/8" Male square
- Overall length: 7/8" / 22.2mm



AP812 IMPACT ADAPTER

- 1/4" Female square
- 3/8" Male square
- Overall length: 7/8" / 22.2mm



M3U 1/4" DRIVE UNIVERSAL ADAPTER

- 1/4" Female square
- 1/4" Male square
- Overall length: 1-13/32" / 35.7mm



MUP2B 1/4" DRIVE IMPACT BALL- DETENT UNIVERSAL JOINT

- Ball and spring type joint
- 30° Working angle
- Overall length: 1-13/32" / 35.7mm



M1LA 1/4" DRIVE 1" LOCKING EXTENSION

- Locks socket on one end
- Locks to ratchet with set screw on the other end



MF4 1/4" DRIVE FLEXIBLE DRIVER AND EXTENSION

- Ideal for work in tight areas
- Flexible male driver and female extension
- Overall length: 4" / 101.6mm



800.MACTOOLS



WARNING: Cancer and Reproductive Harm - p65warnings.ca.gov
For more info click-on MACTOOLS.COM/PROP65

1/4" DRIVE SOCKETS SETS



The tools on this page have been PROUDLY MADE IN THE USA with global components.



SAE SOCKET SETS



METRIC SOCKET SETS



SAE INTERMEDIATE SOCKET SETS

PRODUCT #	SIZE	OVERALL LENGTH IN. / MM	SET
SM102TR	10-PC. 12-PT. 1/4" Drive SAE Standard Socket Set		
SM106TR	10-PC. 6-PT. 1/4" Drive SAE Standard Socket Set		
SAE 12	M62	3/16" 7/8" / 22.2	•
	M72	7/32" 7/8" / 22.2	•
	M82R	1/4" 7/8" / 22.2	•
	M92R	9/32" 7/8" / 22.2	•
	M102R	5/16" 7/8" / 22.2	•
	M112R	11/32" 7/8" / 22.2	•
	M122R	3/8" 7/8" / 22.2	•
	M142R	7/16" 7/8" / 22.2	•
	M162R	1/2" 7/8" / 22.2	•
	M182R	9/16" 7/8" / 22.2	•
SAE 6	M46	1/8" 7/8" / 22.2	•
	M56	5/32" 7/8" / 22.2	•
	M66R	3/16" 7/8" / 22.2	•
	M76R	7/32" 7/8" / 22.2	•
	M86R	1/4" 7/8" / 22.2	•
	M96R	9/32" 7/8" / 22.2	•
	M106R	5/16" 7/8" / 22.2	•
	M116R	11/32" 7/8" / 22.2	•
	M126R	3/8" 7/8" / 22.2	•
	M146R	7/16" 7/8" / 22.2	•
M166R	1/2" 7/8" / 22.2	•	
M186R	9/16" 7/8" / 22.2	•	
MT3	Metal Tray		•

PRODUCT #	SIZE	OVERALL LENGTH IN. / MM	SET
SMM102TR	10-PC. 12-PT. 1/4" Drive Metric Socket Set		
SMM106TR	10-PC. 6-PT. 1/4" Drive Metric Socket Set		
MM 12	M25MM	5 7/8" / 22.2	•
	M26MMR	6 7/8" / 22.2	•
	M27MMR	7 7/8" / 22.2	•
	M28MMR	8 7/8" / 22.2	•
	M29MMR	9 7/8" / 22.2	•
	M210MMR	10 7/8" / 22.2	•
	M211MMR	11 7/8" / 22.2	•
	M212MMR	12 7/8" / 22.2	•
	M213MMR	13 7/8" / 22.2	•
	M214MMR	14 7/8" / 22.2	•
MM 6	M65MMR	5 7/8" / 22.2	•
	M65.5MMR	5.5 7/8" / 22.2	•
	M66MMR	6 7/8" / 22.2	•
	M67MMR	7 7/8" / 22.2	•
	M68MMR	8 7/8" / 22.2	•
	M69MMR	9 7/8" / 22.2	•
	M610MMR	10 7/8" / 22.2	•
	M611MMR	11 7/8" / 22.2	•
	M612MMR	12 7/8" / 22.2	•
	M613MMR	13 7/8" / 22.2	•
M614MMR	14 7/8" / 22.2	•	
M615MMR	15 7/8" / 22.2	•	
MT3Y	Metal Tray		•

PRODUCT #	SIZE	OVERALL LENGTH IN. / MM	SET
SM12T	12-PC. 12-PT. 1/4" Drive SAE Intermediate Socket Set		
SAE 12	M422	1/8" 1-1/4" / 31.8	•
	M522	5/32" 1-1/4" / 31.8	•
	M622	3/16" 1-1/4" / 31.8	•
	M722	7/32" 1-1/4" / 31.8	•
	M822	1/4" 1-1/4" / 31.8	•
	M922	9/32" 1-1/4" / 31.8	•
	M1022	5/16" 1-1/4" / 31.8	•
	M1122	11/32" 1-1/4" / 31.8	•
	M1222	3/8" 1-1/4" / 31.8	•
	M1422	7/16" 1-1/4" / 31.8	•
M1622	1/2" 1-1/4" / 31.8	•	
M1822	9/16" 1-1/4" / 31.8	•	

WARNING: Chrome sockets and attachments should only be used with hand-operated handles.



The tools on this page have been PROUDLY MADE IN THE USA with global components.



METRIC INTERMEDIATE SOCKET SET

PRODUCT #	SIZE	OVERALL LENGTH IN. / MM	SET	
SMI126TR	12-PC. 1/4" Drive Metric Intermediate Socket Set			
MM 6	MI65.5MMR	5.5	1-1/4" / 31.4	•
	MI65MMR	5	1-1/4" / 31.4	•
	MI66MMR	6	1-1/4" / 31.4	•
	MI67MMR	7	1-1/4" / 31.4	•
	MI68MMR	8	1-1/4" / 31.4	•
	MI69MMR	9	1-1/4" / 31.4	•
	MI610MMR	10	1-1/4" / 31.4	•
	MI611MMR	11	1-1/4" / 31.4	•
	MI612MMR	12	1-1/4" / 31.4	•
	MI613MMR	13	1-1/4" / 31.4	•
	MI614MMR	14	1-1/4" / 31.4	•
	MI615MMR	15	1-1/4" / 31.4	•
MT17Y	Metal Tray		•	



SAE DEEP SOCKET SETS

PRODUCT #	SIZE	OVERALL LENGTH IN. / MM	SET	
SMD82TR	8-PC. 1/4" Drive SAE Deep Socket Set			
SMD86TR	8-PC. 1/4" Drive SAE Deep Socket Set			
SAE 12	MD82R	1/4"	2" / 50.8	•
	MD92R	9/32"	2" / 50.8	•
	MD102R	5/16"	2" / 50.8	•
	MD112R	11/32"	2" / 50.8	•
	MD122R	3/8"	2" / 50.8	•
	MD142R	7/16"	2" / 50.8	•
	MD162R	1/2"	2" / 50.8	•
	MD182R	9/16"	2" / 50.8	•
	MD66R	3/16"	2" / 50.8	•
	MD76R	7/32"	2" / 50.8	•
	MD86R	1/4"	2" / 50.8	•
	MD96R	9/32"	2" / 50.8	•
SAE 6	MD106R	5/16"	2" / 50.8	•
	MD116R	11/32"	2" / 50.8	•
	MD126R	3/8"	2" / 50.8	•
	MD146R	7/16"	2" / 50.8	•
	MD166R	1/2"	2" / 50.8	•
	MD186R	9/16"	2" / 50.8	•
MT1	Metal Tray		• •	



METRIC DEEP SOCKET SETS

PRODUCT #	SIZE	OVERALL LENGTH IN. / MM	SET		
SMDM102TR	10-PC. 1/4" Drive Metric Deep Socket Set				
SMDM106TR	10-PC. 1/4" Drive Metric Deep Socket Set				
MM 12	MD25MM	5	2" / 50.8	•	
	MD26MMR	6	2" / 50.8	•	
	MD27MMR	7	2" / 50.8	•	
	MD28MMR	8	2" / 50.8	•	
	MD29MMR	9	2" / 50.8	•	
	MD210MMR	10	2" / 50.8	•	
	MD211MMR	11	2" / 50.8	•	
	MD212MMR	12	2" / 50.8	•	
	MD213MMR	13	2" / 50.8	•	
	MD214MMR	14	2" / 50.8	•	
	MM 6	MD64MM	4	2" / 50.8	•
		MD65MMR	5	2" / 50.8	•
		MD65.5MMR	5.5	2" / 50.8	•
		MD66MMR	6	2" / 50.8	•
		MD67MMR	7	2" / 50.8	•
MD68MMR		8	2" / 50.8	•	
MD69MMR		9	2" / 50.8	•	
MD610MMR		10	2" / 50.8	•	
MD611MMR		11	2" / 50.8	•	
MD612MMR		12	2" / 50.8	•	
MD613MMR	13	2" / 50.8	•		
MD614MMR	14	2" / 50.8	•		
MD615MMR	15	2" / 50.8	•		
MT4Y	Metal Tray		• •		




1/4" DRIVE UNIVERSAL SOCKETS SETS



SAE UNIVERSAL SOCKET SET

PRODUCT #	SIZE IN.	OVERALL LENGTH IN. / MM	SET	
SMU72TRA	7-PC. 1/4" Drive SAE Universal Socket Set			
SMU76TRA	7-PC. 1/4" Drive SAE Universal Socket Set			
SAE 12	MU82RA	1/4"	1-3/16" / 30.2	•
	MU102RA	5/16"	1-3/16" / 30.2	•
	MU112RA	11/32"	1-3/16" / 30.2	•
	MU122RA	3/8"	1-3/16" / 30.2	•
	MU142RA	7/16"	1-3/16" / 30.2	•
	MU162RA	1/2"	1-3/16" / 30.2	•
	MU182RA	9/16"	1-3/16" / 30.2	•
	MU86RA	1/4"	1-3/16" / 30.2	•
SAE 6	MU106RA	5/16"	1-3/16" / 30.2	•
	MU116RA	11/32"	1-3/16" / 30.2	•
	MU126RA	3/8"	1-3/16" / 30.2	•
	MU146RA	7/16"	1-3/16" / 30.2	•
	MU166RA	1/2"	1-3/16" / 30.2	•
	MU186RA	9/16"	1-3/16" / 30.2	•
MT2R	Metal Tray		•	




METRIC UNIVERSAL SOCKET SETS

PRODUCT #	SIZE MM	OVERALL LENGTH IN. / MM	SET	
SMMU92TRA	9-PC. 1/4" Drive Metric Universal Socket Set			
MM 12	MU26MMRA	6	1-3/16" / 30.2	•
	MU27MMRA	7	1-3/16" / 30.2	•
	MU28MMRA	8	1-3/16" / 30.2	•
	MU29MMRA	9	1-3/16" / 30.2	•
	MU210MMRA	10	1-3/16" / 30.2	•
	MU211MMRA	11	1-3/16" / 30.2	•
	MU212MMRA	12	1-3/16" / 30.2	•
	MU213MMRA	13	1-3/16" / 30.2	•
	MU214MMRA	14	1-3/16" / 30.2	•
	MT3Y	Metal Tray		•



PRODUCT #	SIZE MM	OVERALL LENGTH IN. / MM	SET	
SMMU96TRA	9-PC. 1/4" Drive Metric Universal Socket Set			
MM 6	MUG6MMRA	6	1-3/16" / 30.2	•
	MUG7MMRA	7	1-3/16" / 30.2	•
	MUG8MMRA	8	1-3/16" / 30.2	•
	MUG9MMRA	9	1-3/16" / 30.2	•
	MUG10MMRA	10	1-3/16" / 30.2	•
	MUG11MMRA	11	1-3/16" / 30.2	•
	MUG12MMRA	12	1-3/16" / 30.2	•
	MUG13MMRA	13	1-3/16" / 30.2	•
	MUG14MMRA	14	1-3/16" / 30.2	•
	MUG15MMRA	15	1-3/16" / 30.2	•
MT3Y	Metal Tray		•	

WARNING: Chrome sockets and attachments should only be used with hand-operated handles.



IMPACT SOCKETS SETS



SMMP96TR
METRIC IMPACT
SOCKET SET

PRODUCT #	SIZE MM	OVERALL LENGTH IN. / MM	SET	
SMMP96TR	9-PC. 1/4" Drive Metric Impact Socket Set			
MM 6	MP65.5MMR	5.5	7/8" / 22.2	•
	MP66MMR	6	7/8" / 22.2	•
	MP67MMR	7	7/8" / 22.2	•
	MP68MMR	8	7/8" / 22.2	•
	MP69MMR	9	7/8" / 22.2	•
	MP610MMR	10	7/8" / 22.2	•
	MP611MMR	11	7/8" / 22.2	•
	MP612MMR	12	7/8" / 22.2	•
	MP613MMR	13	7/8" / 22.2	•
MT9Y	Metal Tray		•	



SMIP106TR
SAE INTERMEDIATE
IMPACT SOCKET SET

PRODUCT #	SIZE IN.	OVERALL LENGTH IN. / MM	SET	
SMIP106TR	10-PC. 1/4" Drive SAE Intermediate Impact Socket Set			
SAE 6	MIP66R	3/16"	1-1/4" / 31.8	•
	MIP76R	7/32"	1-1/4" / 31.8	•
	MIP86R	1/4"	1-1/4" / 31.8	•
	MIP96R	9/32"	1-1/4" / 31.8	•
	MIP106R	5/16"	1-1/4" / 31.8	•
	MIP116R	11/32"	1-1/4" / 31.8	•
	MIP126R	3/8"	1-1/4" / 31.8	•
	MIP146R	7/16"	1-1/4" / 31.8	•
	MIP166R	1/2"	1-1/4" / 31.8	•
	MIP186R	9/16"	1-1/4" / 31.8	•
MT4	Metal Tray		•	



SMMIP126TR
METRIC INTERMEDIATE
IMPACT SOCKET SET

PRODUCT #	SIZE MM	OVERALL LENGTH IN. / MM	SET	
SMMIP126TR	12-PC. 1/4" Drive Metric Intermediate Impact Socket Set			
MM 6	MIP65MMR	5	1-1/4" / 31.8	•
	MIP65.5MMR	5.5	1-1/4" / 31.8	•
	MIP66MMR	6	1-1/4" / 31.8	•
	MIP67MMR	7	1-1/4" / 31.8	•
	MIP68MMR	8	1-1/4" / 31.8	•
	MIP69MMR	9	1-1/4" / 31.8	•
	MIP610MMR	10	1-1/4" / 31.8	•
	MIP611MMR	11	1-1/4" / 31.8	•
	MIP612MMR	12	1-1/4" / 31.8	•
	MIP613MMR	13	1-1/4" / 31.8	•
	MIP614MMR	14	1-1/4" / 31.8	•
	MIP615MMR	15	1-1/4" / 31.8	•
MT6Y	Metal Tray		•	

PRODUCT #	SIZE	OVERALL LENGTH IN. / MM	SET	
SMMP186PT	18-PC. Magnetic Impact Socket Set			
SAE 6	MMP86	1/4"	29/32" / 23	•
	MMP96	9/32"	29/32" / 23	•
	MMP106	5/16"	29/32" / 23	•
	MMP116	11/32"	29/32" / 23	•
	MMP126	3/8"	29/32" / 23	•
	MMP146	7/16"	29/32" / 23	•
MMP166	1/2"	29/32" / 23	•	
MM 6	MMP65MM	5mm	29/32" / 23	•
	MMP65.5MM	5.5mm	29/32" / 23	•
	MMP66MM	6mm	29/32" / 23	•
	MMP67MM	7mm	29/32" / 23	•
	MMP68MM	8mm	29/32" / 23	•
	MMP69MM	9mm	29/32" / 23	•
	MMP610MM	10mm	29/32" / 23	•
	MMP611MM	11mm	29/32" / 23	•
	MMP612MM	12mm	29/32" / 23	•
	MMP613MM	13mm	29/32" / 23	•
	MMP614MM	14mm	29/32" / 23	•



SMMP186PT
MAGNETIC IMPACT
SOCKET SET

- Magnetic feature holds nuts and bolts securely in tight working spaces
- Ideal for work in tight places



SMMDMP126PT
METRIC MAGNETIC
IMPACT SOCKET SET

- Magnetic feature holds nuts and bolts securely in tight work areas
- Spring-loaded magnet allows for use on longer bolts

PRODUCT #	SIZE	OVERALL LENGTH IN. / MM	SET	
SMMDMP126PT	12-PC. 1/4" Drive Metric Deep Magnetic Impact Socket Set			
MM 6	MDMP65MM	5	2" / 50.8	•
	MDMP65.5MM	5.5	2" / 50.8	•
	MDMP66MM	6	2" / 50.8	•
	MDMP67MM	7	2" / 50.8	•
	MDMP68MM	8	2" / 50.8	•
	MDMP69MM	9	2" / 50.8	•
	MDMP610MM	10	2" / 50.8	•
	MDMP611MM	11	2" / 50.8	•
	MDMP612MM	12	2" / 50.8	•
	MDMP613MM	13	2" / 50.8	•
	MDMP614MM	14	2" / 50.8	•
	MDMP615MM	15	2" / 50.8	•



1/4" DRIVE SOCKETS

IMPACT SOCKETS SETS



SMDPM96PTR
METRIC DEEP
IMPACT SOCKET SET

PRODUCT #	SIZE MM	OVERALL LENGTH IN. / MM	SET	
SMDPM96PTR	9-PC. 1/4" Drive Metric Deep Impact Socket Set			
MM 6	MDP65.5MMR	5.5	2" / 50.8	•
	MDP66MMR	6	2" / 50.8	•
	MDP67MMR	7	2" / 50.8	•
	MDP68MMR	8	2" / 50.8	•
	MDP69MMR	9	2" / 50.8	•
	MDP610MMR	10	2" / 50.8	•
	MDP611MMR	11	2" / 50.8	•
	MDP612MMR	12	2" / 50.8	•
MDP613MMR	13	2" / 50.8	•	
MT6Y	Plastic Tray		•	



SAE UNIVERSAL
IMPACT SOCKET SETS
 • 30° Working angle

PRODUCT #	SIZE	OVERALL LENGTH IN. / MM	SET	
SMUP52TR	5-PC. 1/4" Drive 12-PT. SAE Standard Universal Impact Socket Set			
SMUP56TR	5-PC. 1/4" Drive 6-PT. SAE Standard Universal Impact Socket Set			
SAE 12	MUP82R	1/4"	1-5/16" / 33.3	•
	MUP102R	5/16"	1-5/16" / 33.3	•
	MUP122R	3/8"	1-1/2" / 38.1	•
	MUP142R	7/16"	1-1/2" / 38.1	•
	MUP162R	1/2"	1-5/8" / 41.3	•
SAE 6	MUP86R	1/4"	1-5/16" / 33.3	•
	MUP106R	5/16"	1-5/16" / 33.3	•
	MUP126R	3/8"	1-1/2" / 38.1	•
	MUP146R	7/16"	1-1/2" / 38.1	•
	MUP166R	1/2"	1-5/8" / 41.3	•
MT13	Metal Tray		•	



METRIC UNIVERSAL
IMPACT SOCKET SETS
 • 30° Working angle

PRODUCT #	SIZE	OVERALL LENGTH IN. / MM	SET	
SMUPM96TR	9-PC. 1/4" Drive 6-PT. Metric Universal Impact Socket Set			
MM 6	MUP65.5MMR	5.5	2" / 50.8	•
	MUP66MMR	6	2" / 50.8	•
	MUP67MMR	7	2" / 50.8	•
	MUP68MMR	8	2" / 50.8	•
	MUP69MMR	9	2" / 50.8	•
	MUP610MMR	10	2" / 50.8	•
	MUP611MMR	11	2" / 50.8	•
	MUP612MMR	12	2" / 50.8	•
MUP613MMR	13	2" / 50.8	•	
MT14Y	Metal Tray		•	



The tools on this page have been **PROUDLY MADE IN THE USA** with global components.

AXIS[®]

LOCKING FLEX HEAD FEATURES:

- Compact pear-head design and 4° swing arc provides users access in even the tightest working areas
- Multi-tooth locking mechanism has 11 positions for maximum strength and approximate 180° of flex
- Semi-flush push button mechanism protects against accidental disengagement in tight areas
- Easy access forward/reverse and regulator control

AXIS[™] LOCKING FLEX HEAD RATCHETS

**NINE MODELS AVAILABLE IN
1/4", 3/8", AND 1/2" DRIVES**



3/8" DRIVE

AXIS™ RATCHETS



XR790AK
3/8" DRIVE AXIS™ METAL
HANDLE RATCHET - 7"

XR1390AK (NOT SHOWN)
3/8" DRIVE AXIS™ METAL
HANDLE RATCHET - 13"

XR990APA (NOT SHOWN)
3/8" DRIVE AXIS™ COMFORT
HANDLE RATCHET - 9"

XR1390APA
3/8" DRIVE AXIS™ COMFORT
HANDLE RATCHET - 13"

XR1390AFPAS
3/8" DRIVE AXIS™ BENT
COMFORT HANDLE FLEX
RATCHET - 13"

PRODUCT #	GEAR TEETH	RATCHET SWING	HANDLE	OVERALL LENGTH IN. / MM
XR790AK	90	4°	Metal	7" / 1
XR1390AK	90	4°	Metal	13" / 330
XR990APA	90	4°	Comfort handle	9" / 228.6
XR1390APA	90	4°	Comfort handle	13" / 330
XR1390AFPAS	90	4°	Bent Comfort handle	13" / 330



The tools on these pages have been **PROUDLY MADE IN THE USA** with global components.



XR990AFPA (NOT SHOWN)
3/8" DRIVE AXIS™ COMFORT
HANDLE FLEX RATCHET - 9"

XR1390AFPA
3/8" DRIVE AXIS™ COMFORT
HANDLE FLEX RATCHET - 13"

XR1890AFPA (NOT SHOWN)
3/8" DRIVE AXIS™ COMFORT
HANDLE FLEX RATCHET - 18"

XR1390LFK* (NOT SHOWN)
3/8" DRIVE AXIS™ METAL
HANDLE LOCKING FLEX
RATCHET - 13"

XR1390LFPA* (NOT SHOWN)
3/8" DRIVE AXIS™ COMFORT
HANDLE LOCKING FLEX
RATCHET - 13"

XR1890LFPA*
3/8" DRIVE AXIS™ COMFORT
HANDLE LOCKING FLEX
RATCHET - 18"

PRODUCT #	GEAR TEETH	RATCHET SWING	HANDLE	OVERALL LENGTH IN. / MM
XR990AFPA	90	4°	Comfort handle	9" / 228.6
XR1390AFPA	90	4°	Comfort handle	13" / 330
XR1890AFPA	90	4°	Comfort handle	18" / 457.2
XR1390LFK*	90	4°	Metal	13" / 330
XR1390LFPA*	90	4°	Comfort handle	13" / 330
XR1890LFPA*	90	4°	Comfort handle	18" / 457.2



***WARNING:** To reduce the risk of injury, never use an extension or cheater bar. Apply smooth consistent force. Avoid jerking motions or striking the tool when loosening or tightening fasteners. Always check the tool for damage before use.



3/8" DRIVE

PEAR AND ROUND HEAD RATCHETS



XR5MK
3/8" DRIVE
RATCHET - 4-3/4"



XR8K
3/8" DRIVE
RATCHET - 8"



XR1390AFK
3/8" DRIVE
FLEX RATCHET - 13"



XRR10PA
3/8" DRIVE ROUND
HEAD RATCHET - 10"



XRR11FPA
3/8" DRIVE ROUND
HEAD FLEX RATCHET - 11"



XR100SPA
3/8" DRIVE SWIVEL
HEAD RATCHET - 11-1/2"

PRODUCT #	GEAR TEETH	RATCHET SWING	HANDLE	OVERALL LENGTH IN. / MM
XR5MK	30	12°	Knurled	4-3/4" / 120.7
XR8K	30	12°	Knurled	8" / 203.2
XR1390AFK	90	12°	Knurled	13" / 330.2

PRODUCT #	GEAR TEETH	RATCHET SWING	HANDLE	OVERALL LENGTH IN. / MM
XR100SPA	100	3.6°	Comfort handle	11-7/16" / 290.5
XRR10PA	72	5°	Comfort handle	10" / 254
XRR11FPA	72	5°	Comfort handle	11" / 279.4





X9EPSW
3/8" DRIVE
EXTENSION WRENCH

- Compact design and 0° swing arc provides users access in even the tightest working areas
- Lightweight aluminum construction
- Optimized gear ratio designed to reduce fastener removal time
- Engineered to be used with a ratchet or impact tool



X12SF
3/8" DRIVE BREAKER BAR - 12"

- Exclusive triangular grip provides greater control and comfort when applying the load by hand
- Heavy-duty design provides stronger yoke-style head design, black-oxide drive plug provides optimum strength and joint retention performance



XR4C
3/8" DRIVE MINI RATCHET - 4"

- Stubby design gives user access in the tightest of spaces
- Push-button socket release



SXEDLA3PT
3-PC. 3/8" DRIVE LOCKING
HAND DRIVE EXTENSION SET

- Can be used by hand or with ratchets
- Tri-lobal handle design is sleek and palm size, will not interfere with ratchets
- Locking feature holds sockets firmly in place

PRODUCT #	OVERALL LENGTH IN. / MM	SET
SXEDLA3PT	3-PC. 3/8" Locking Hand Drive Extension Set	
X6EDLA	6" / 152.4	•
X10EDLA	10" / 254	•
X18EDLA	18" / 457.2	•



3/8" DRIVE EXTENSION SETS



3/8" DRIVE LOCKING EXTENSION SETS

PRODUCT #	OVERALL LENGTH IN. / MM	SET
SXEG6KLTQ	6-PC. 3/8" Drive Locking Extension Set	
SXE4EKLTQ	4-PC. 3/8" Drive Locking Extension Set	
X3EKLQ	3" / 76.2	• •
X6EKLQ	6" / 152.4	• •
X8EKLQ	8" / 203.2	• •
X12EKLQ	12" / 304.8	• •
X20EKLQ	20" / 508	• •
X24EKLQ	24" / 609.6	• •



3/8" DRIVE WOBBLE EXTENSION SETS

PRODUCT #	OVERALL LENGTH IN. / MM	SET
SXEW7PT	7-PC. 3/8" Drive Wobble Extension Set	
SXEW5PT	5-PC. 3/8" Drive Wobble Extension Set	
X1EW	1-1/4" / 31.8	• •
X3EW	3" / 76.2	• •
X6EW	6" / 152.4	• •
X8EW	8" / 203.2	• •
X12EW	12" / 304.8	• •
X20EW	20" / 508	• •
X24EW	24" / 609.6	• •



SXEK5PT 5-PC. 3/8" DRIVE KNURLED EXTENSION SET

PRODUCT #	OVERALL LENGTH IN. / MM	SET
SXEK5PT	5-PC. Knurled Extension Set	
X1E	1" / 25.4	•
X3EK	3" / 76.2	•
X6EK	6" / 152.4	•
X8EK	8" / 203.2	•
X12EK	12" / 304.8	•
X20EK	20" / 508	
X24EK	24" / 609.6	
X34EK	34" / 863.6	

SXEG6KLTQ

SXEW7PT

WARNING: Chrome sockets and attachments should only be used with hand-operated handles.



IMPACT EXTENSION SETS



10-PC. 3/8" DRIVE METRIC IMPACT DRIVELINE SOCKET SET

PRODUCT #	SIZE	OVERALL LENGTH	SET
SXMUEP102B	10-PC. 3/8" Drive Metric Extensions Impact Socket Set		
SKUEP82B	8-PC. 3/8" Drive SAE Extensions Impact Socket Set		
XUEP516	5/16"	6" / 152.4	•
XUEP38	3/8"	6" / 152.4	•
XUEP716	7/16"	6" / 152.4	•
XUEP12	1/2"	6" / 152.4	•
XUEP916	9/16"	6" / 152.4	•
XUEP58	5/8"	6" / 152.4	•
XUEP1116	11/16"	6" / 152.4	•
XUEP34	3/4"	6" / 152.4	•
XUEP8MM	8	6" / 152.4	•
XUEP9MM	9	6" / 152.4	•
XUEP10MM	10	6" / 152.4	•
XUEP11MM	11	6" / 152.4	•
XUEP12MM	12	6" / 152.4	•
XUEP13MM	13	6" / 152.4	•
XUEP14MM	14	6" / 152.4	•
XUEP15MM	15	6" / 152.4	•
XUEP16MM	16	6" / 152.4	•
XUEP17MM	17	6" / 152.4	•



3/8" DRIVE IMPACT EXTENSIONS

PRODUCT #	OVERALL LENGTH IN. / MM	TYPE
XP3EB	3" / 76.2	Ball
XP3EP	3" / 76.2	Pin
XP6EP	6" / 152.4	Pin
XP12EP	12" / 304.8	Pin
XP24EP	24" / 609.6	Pin



3-PC. 3/8" DRIVE IMPACT LOCKING EXTENSION SET

PRODUCT #	OVERALL LENGTH IN. / MM	SET
SXP3EKL	3-PC. 3/8" Drive Impact Locking Extension Set	
XP3EKL	3" / 76.2	•
XP6EKL	6" / 152.4	•
XP12EKL	12" / 304.8	•



3/8" DRIVE SPECIALTY ADAPTERS



The tools on this page have been
PROUDLY MADE IN THE USA
with global components.



- X3U
UNIVERSAL JOINT**
- 3/8" Female to 3/8" Male
 - Overall length: 1-3/4" / 44.5mm



- A128
ADAPTER**
- 3/8" Female to 1/4" Male
 - Overall length: 1" / 25.4mm



- A1216
ADAPTER**
- 3/8" Female to 1/2" Male
 - Overall length:
1-5/16" / 33.3mm



- AP1216
IMPACT ADAPTER**
- 3/8" Female to 1/2" Pin Male
 - Overall length:
1-5/16" / 33.3mm



- AP128
IMPACT ADAPTER**
- 3/8" Female to 1/4" Male
 - Overall length: 1" / 25.4mm



- X2LA
LOCKING ADAPTER**
- 3/8" Female to 3/8" Male
 - Overall length: 2" / 50.8mm
 - Locks socket on drive end
with a quick-release collar



- XUP2PB
UNIVERSAL
JOINT ADAPTER**
- 3/8" Female to 3/8" Pin Male
 - Overall length: 2" / 50.8mm



- XUP2BB
UNIVERSAL
JOINT ADAPTER**
- 3/8" Female to 3/8" Male
 - Overall length: 2" / 50.8mm

WARNING: Chrome sockets and attachments should only be used with hand-operated handles.



SXHS14B DRAIN PLUG SOCKET SET

- Hex, square, and triangle designs
- Applications include: BMW®, Ford®, GM®, Fiat®, Mercedes®, Audi®, VW®, Nissan®, Mazda®, Toyota®, Volvo®, and more

PRODUCT #	SHAPE	SIZE	OVERALL LENGTH IN. / MM	SET
SXHS14B	14-PC. 3/8" Drive Drain Plug Socket Set			
XH8MM	Male Hex	8	1-7/16" / 36.5	•
XH9MM	Male Hex	9	1-7/16" / 36.5	•
XH10MM	Male Hex	10	1-7/16" / 36.5	•
XH12MM	Male Hex	12	1-7/16" / 36.5	•
XH14MM	Male Hex	14	1-7/16" / 36.5	•
XH17MM	Male Hex	17	1-7/16" / 36.5	•
XS104	Male Square	5/16"	1-7/16" / 36.5	•
XS124	Male Square	3/8"	1-7/16" / 36.5	•
XS47MM	Male Square	7	1-7/16" / 36.5	•
XS48MM	Male Square	8	1-7/16" / 36.5	•
XS410MM	Female Square	10	1-7/16" / 36.5	•
XS411MM	Male Square	11	1-7/16" / 36.5	•
XS413MM	Male Square	13	1-7/16" / 36.5	•
XT10MM	Male Triangle	10	1-7/16" / 36.5	•



SX07T WEATHERHEAD SOCKET SET

PRODUCT #	SIZE	OVERALL LENGTH IN. / MM	SET
SX07T	7-PC. 3/8" Drive Weatherhead Socket Set		
X014	7/16"	1" / 25.4	•
X016	1/2"	1-3/16" / 30.2	•
X018	9/16"	1-3/16" / 30.2	•
X020	5/8"	1-1/4" / 31.8	•
X022	11/16"	1-3/8" / 34.9	•
X024	3/4"	1-1/2" / 38.1	•
X027	27/32"	1-1/2" / 38.1	•
XT12	Metal Tray		•



SAE 4 POINT SOCKETS


	PRODUCT #	SIZE	OVERALL LENGTH
SAE 4	X74	7/32"	1-3/32" / 27.8
	X84	1/4"	1-3/32" / 27.8
	X94	9/32"	1-3/32" / 27.8
	X104	5/16"	1-3/32" / 27.8



3/8" DRIVE CHROME SOCKETS SETS



The tools on this page have been PROUDLY MADE IN THE USA with global components.



PRODUCT #	SIZE IN.	OVERALL LENGTH IN. / MM	SET	
SXS116CR	11-PC. 3/8" Drive SAE Super-Short Socket Set			
SAE 6	XS66R	3/16"	43/64" / 17.1	•
	XS86R	1/4"	43/64" / 17.1	•
	XS96R	9/32"	11/16" / 17.5	•
	XS106R	5/16"	11/16" / 17.5	•
	XS126R	3/8"	45/64" / 17.9	•
	XS146R	7/16"	49/64" / 19.5	•
	XS166R	1/2"	53/64" / 21	•
	XS186R	9/16"	57/64" / 22.6	•
	XS206R	5/8"	59/64" / 23.4	•
	XS226R	11/16"	59/64" / 23.4	•
	XS246R	3/4"	1" / 25.5	•
SXS116CR-CL	Socket Rail		•	

PRODUCT #	SIZE MM	OVERALL LENGTH IN. / MM	SET	
SXSM116CR	11-PC. 3/8" Drive Metric Super-Short Socket Set			
MM 6	XS69MMR	9	23/32" / 18.3	•
	XS610MMR	10	47/64" / 18.8	•
	XS611MMR	11	49/64" / 19.6	•
	XS612MMR	12	57/64" / 20.3	•
	XS613MMR	13	53/64" / 21	•
	XS614MMR	14	7/8" / 22.2	•
	XS615MMR	15	7/8" / 22.2	•
	XS616MMR	16	59/64" / 23.4	•
	XS617MMR	17	59/64" / 23.4	•
	XS618MMR	18	61/64" / 24.2	•
	XS619MMR	19	1" / 25.4	•
SXS116CR-CL	Socket Rail		•	

PRODUCT #	SIZE IN.	OVERALL LENGTH IN. / MM	SET	
SX126TR	12-PC. 3/8" Drive SAE Socket Set			
SAE 6	X86R	1/4"	1-3/32" / 27.8	•
	X96R	9/32"	1-3/32" / 27.8	•
	X106R	5/16"	1-3/32" / 27.8	•
	X126R	3/8"	1-3/32" / 27.8	•
	X146R	7/16"	1-3/32" / 27.8	•
	X166R	1/2"	1-1/8" / 28.6	•
	X186R	9/16"	1-1/8" / 28.6	•
	X206R	5/8"	1-1/8" / 28.6	•
	X226R	11/16"	1-1/8" / 28.6	•
	X246R	3/4"	1-3/16" / 30.2	•
	X266R	13/16"	1-3/16" / 30.2	•
	X286R	7/8"	1-5/16" / 33.3	•
X306R	15/16"	1-5/16" / 33.3	•	
X326R	1"	1-3/8" / 34.9	•	
XT18R	Metal tray		•	



SX126TR



SX122TR

PRODUCT #	SIZE IN.	OVERALL LENGTH IN. / MM	SET	
SX122TR	12-PC. 3/8" Drive SAE Socket Set			
SAE 12	X82R	1/4"	1-3/32" / 27.8	•
	X102R	5/16"	1-3/32" / 27.8	•
	X122R	3/8"	1-3/32" / 27.8	•
	X142R	7/16"	1-3/32" / 27.8	•
	X162R	1/2"	1-1/8" / 28.6	•
	X182R	9/16"	1-1/8" / 28.6	•
	X202R	5/8"	1-1/8" / 28.6	•
	X222R	11/16"	1-1/8" / 28.6	•
	X242R	3/4"	1-3/16" / 30.2	•
	X262R	13/16"	1-3/16" / 30.2	•
	X282R	7/8"	1-5/16" / 33.3	•
X302R	15/16"	1-5/16" / 33.3	•	
XT18R	Metal tray		•	

WARNING: Chrome sockets and attachments should only be used with hand-operated handles.



The tools on this page have been PROUDLY MADE IN THE USA with global components.



PRODUCT #	SIZE MM	OVERALL LENGTH IN. / MM	SET	
SXM186TR	18-PC. 3/8" Drive Metric Socket Set			
MM 6	XG6MMR	6	1-3/32" / 27.8	•
	XG7MMR	7	1-3/32" / 27.8	•
	XG8MMR	8	1-3/32" / 27.8	•
	XG9MMR	9	1-3/32" / 27.8	•
	XG10MMR	10	1-3/32" / 27.8	•
	XG11MMR	11	1-3/32" / 27.8	•
	XG12MMR	12	1-1/8" / 28.6	•
	XG13MMR	13	1-1/8" / 28.6	•
	XG14MMR	14	1-1/8" / 28.6	•
	XG15MMR	15	1-1/8" / 28.6	•
	XG16MMR	16	1-1/8" / 28.6	•
	XG17MMR	17	1-1/8" / 28.6	•
	XG18MMR	18	1-3/16" / 30.2	•
	XG19MMR	19	1-3/16" / 30.2	•
	XG20MMR	20	1-3/16" / 30.2	•
	XG21MMR	21	1-7/32" / 30.9	•
	XG22MMR	22	1-5/16" / 33.3	•
	XG23MMR	23	1-5/16" / 33.3	•
	XG24MMR	24	1-7/16" / 36.5	•
	XT16YR	Metal Tray		•

PRODUCT #	SIZE MM	OVERALL LENGTH IN. / MM	SET	
SXM142TR	14-PC. 3/8" Drive Metric Socket Set			
MM 12	X26MMR	6	1-3/32" / 27.8	•
	X27MMR	7	1-3/32" / 27.8	•
	X28MMR	8	1-3/32" / 27.8	•
	X29MMR	9	1-3/32" / 27.8	•
	X210MMR	10	1-3/32" / 27.8	•
	X211MMR	11	1-3/32" / 27.8	•
	X212MMR	12	1-1/8" / 28.6	•
	X213MMR	13	1-1/8" / 28.6	•
	X214MMR	14	1-1/8" / 28.6	•
	X215MMR	15	1-1/8" / 28.6	•
	X216MMR	16	1-1/8" / 28.6	•
	X217MMR	17	1-1/8" / 28.6	•
	X218MMR	18	1-3/16" / 30.2	•
	X219MMR	19	1-3/16" / 30.2	•
	XT6Y	Metal Tray		•

PRODUCT #	SIZE MM	OVERALL LENGTH IN. / MM	SET	
SXM146TR	14-PC. 3/8" Drive Metric Socket Set			
MM 6	XG6MMR	6	1-3/32" / 27.8	•
	XG7MMR	7	1-3/32" / 27.8	•
	XG8MMR	8	1-3/32" / 27.8	•
	XG9MMR	9	1-3/32" / 27.8	•
	XG10MMR	10	1-3/32" / 27.8	•
	XG11MMR	11	1-3/32" / 27.8	•
	XG12MMR	12	1-1/8" / 28.6	•
	XG13MMR	13	1-1/8" / 28.6	•
	XG14MMR	14	1-1/8" / 28.6	•
	XG15MMR	15	1-1/8" / 28.6	•
	XG16MMR	16	1-1/8" / 28.6	•
	XG17MMR	17	1-1/8" / 28.6	•
	XG18MMR	18	1-3/16" / 30.2	•
	XG19MMR	19	1-3/16" / 30.2	•
	XT6Y	Metal Tray		•

GREAT TO WORK WITH™

3/8" DRIVE SOCKETS

INTERMEDIATE, DEEP, AND UNIVERSAL SETS



The tools on these pages have been PROUDLY MADE IN THE USA with global components.

PRODUCT #	SIZE IN.	OVERALL LENGTH IN. / MM	SET	
SX14T	14-PC. 3/8" Drive SAE Intermediate Socket Set			
SAE 12	X822	1/4"	1-1/4" / 31.8	•
	X922	9/32"	1-1/4" / 31.8	•
	X1022	5/16"	1-1/4" / 31.8	•
	X1222	3/8"	1-1/2" / 38.1	•
	X1422	7/16"	1-1/2" / 38.1	•
	X1622	1/2"	1-1/2" / 38.1	•
	X1822	9/16"	1-3/4" / 44.5	•
	X2022	5/8"	1-3/4" / 44.5	•
	X2222	11/16"	1-3/4" / 44.5	•
	X2422	3/4"	1-3/4" / 44.5	•
	X2622	13/16"	1-3/4" / 44.5	•
	X2822	7/8"	1-3/4" / 44.5	•
	X3022	15/16"	1-3/4" / 44.5	•
	X3222	1"	1-3/4" / 44.5	•
KT15	Metal Tray		•	

PRODUCT #	SIZE IN.	OVERALL LENGTH IN. / MM	SET	
SX146TR	14-PC. 3/8" Drive SAE Intermediate Socket Set			
SAE 6	X862	1/4"	1-1/4" / 31.8	•
	X962	9/32"	1-1/4" / 31.8	•
	X1062	5/16"	1-1/4" / 31.8	•
	X1262	3/8"	1-1/2" / 38.1	•
	X1462	7/16"	1-1/2" / 38.1	•
	X1662	1/2"	1-1/2" / 38.1	•
	X1862	9/16"	1-3/4" / 44.5	•
	X2062	5/8"	1-3/4" / 44.5	•
	X2262	11/16"	1-3/4" / 44.5	•
	X2462	3/4"	1-3/4" / 44.5	•
	X2662	13/16"	1-3/4" / 44.5	•
	X2862	7/8"	1-3/4" / 44.5	•
	X3062	15/16"	1-3/4" / 44.5	•
	X3262	1"	1-3/4" / 44.5	•
KT15	Metal Tray		•	

PRODUCT #	SIZE MM	OVERALL LENGTH IN. / MM	SET	
SKIM136TR	13-PC. 3/8" Drive Metric Intermediate Socket Set			
MM 6	XI68MMR	8	1-15/64" / 31.4	•
	XI69MMR	9	1-15/64" / 31.4	•
	XI610MMR	10	1-31/64" / 37.7	•
	XI611MMR	11	1-31/64" / 37.7	•
	XI612MMR	12	1-31/64" / 37.7	•
	XI613MMR	13	1-31/64" / 37.7	•
	XI614MMR	14	1-31/64" / 37.7	•
	XI615MMR	15	1-3/4" / 44.5	•
	XI616MMR	16	1-3/4" / 44.5	•
	XI617MMR	17	1-3/4" / 44.5	•
	XI618MMR	18	1-3/4" / 44.5	•
	XI619MMR	19	1-3/4" / 44.5	•
	XI620MMR	20	1-3/4" / 44.5	•
XT20Y	Metal Tray		•	



PRODUCT #	SIZE IN.	OVERALL LENGTH IN. / MM	SET	
SXD122TR	12-PC. 3/8" Drive SAE Deep Socket Set			
SAE 12	XD82R	1/4"	2-1/8" / 54	•
	XD102R	5/16"	2-1/8" / 54	•
	XD122R	3/8"	2-1/8" / 54	•
	XD142R	7/16"	2-1/8" / 54	•
	XD162R	1/2"	2-1/8" / 54	•
	XD182R	9/16"	2-3/4" / 69.9	•
	XD202R	5/8"	2-3/4" / 69.9	•
	XD222R	11/16"	2-3/4" / 69.9	•
	XD242R	3/4"	2-3/4" / 69.9	•
	XD262R	13/16"	2-3/4" / 69.9	•
	XD282R	7/8"	2-3/4" / 69.9	•
	XD302R	15/16"	2-3/4" / 69.9	•
KT19R	Metal Tray		•	

PRODUCT #	SIZE IN.	OVERALL LENGTH IN. / MM	SET	
SXD126TR	12-PC. 3/8" Drive SAE Deep Socket Set			
SAE 6	XD86R	1/4"	2-1/8" / 54	•
	XD106R	5/16"	2-1/8" / 54	•
	XD126R	3/8"	2-1/8" / 54	•
	XD146R	7/16"	2-1/8" / 54	•
	XD166R	1/2"	2-1/8" / 54	•
	XD186DR	9/16"	2-3/4" / 69.9	•
	XD206R	5/8"	2-3/4" / 69.9	•
	XD226R	11/16"	2-3/4" / 69.9	•
	XD246R	3/4"	2-3/4" / 69.9	•
	XD266R	13/16"	2-3/4" / 69.9	•
	XD286R	7/8"	2-3/4" / 69.9	•
	XD306R	15/16"	2-3/4" / 69.9	•
KT19R	Metal Tray		•	

WARNING: Chrome sockets and attachments should only be used with hand-operated handles.

PRODUCT #	SIZE IN.	OVERALL LENGTH IN. / MM	SET
SKDM142TR	14-PC. 3/8" Drive Metric Deep Socket Set		
XD26MMR	6	2-1/8" / 54	•
XD27MMR	7	2-1/8" / 54	•
XD28MMR	8	2-1/8" / 54	•
XD29MMR	9	2-1/8" / 54	•
XD210MMR	10	2-1/8" / 54	•
XD211MMR	11	2-1/8" / 54	•
XD212MMR	12	2-1/8" / 54	•
XD213MMR	13	2-1/8" / 54	•
XD214MMR	14	2-1/8" / 54	•
XD215MMR	15	2-3/4" / 69.9	•
XD216MMR	16	2-3/4" / 69.9	•
XD217MMR	17	2-3/4" / 69.9	•
XD218MMR	18	2-3/4" / 69.9	•
XD219MMR	19	2-3/4" / 69.9	•
XT7YR	Metal Tray		•



PRODUCT #	SIZE IN.	OVERALL LENGTH IN. / MM	SET
SXDM186TR	18-PC. 3/8" Drive Metric Deep Socket Set		
SXDM146TR	14-PC. 3/8" Drive Metric Deep Socket Set		
XD66MMR	6	2-1/8" / 54	• •
XD67MMR	7	2-1/8" / 54	• •
XD68MMR	8	2-1/8" / 54	• •
XD69MMR	9	2-1/8" / 54	• •
XD610MMR	10	2-1/8" / 54	• •
XD611MMR	11	2-1/8" / 54	• •
XD612MMR	12	2-1/8" / 54	• •
XD613MMR	13	2-1/8" / 54	• •
XD614MMR	14	2-1/8" / 54	• •
XD615MMR	15	2-3/4" / 69.9	• •
XD616MMR	16	2-3/4" / 69.9	• •
XD617MMR	17	2-3/4" / 69.9	• •
XD618MMR	18	2-3/4" / 69.9	• •
XD619MMR	19	2-3/4" / 69.9	• •
XD620MMR	20	2-3/4" / 69.9	•
XD621MMR	21	2-3/4" / 69.9	•
XD622MMR	22	2-3/4" / 69.9	•
XD623MMR	23	2-3/4" / 69.9	•
XT17YR	Metal Tray		•
XT7YR	Metal Tray		•



PRODUCT #	SIZE MM	OVERALL LENGTH IN. / MM
XD69MMDR	9	2-3/4" / 69.9
XD610MMDR	10	2-3/4" / 69.9
XD611MMDR	11	2-3/4" / 69.9
XD612MMDR	12	2-3/4" / 69.9
XD613MMDR	13	2-3/4" / 69.9
XD614MMDR	14	2-3/4" / 69.9



SXMU106TRA



PRODUCT #	SIZE IN.	OVERALL LENGTH IN. / MM	SET
SKU76TRA	7-PC. 3/8" Drive SAE Universal Socket Set		
XU126RA	3/8"	1-3/4" / 44.5	•
XU146RA	7/16"	1-3/4" / 44.5	•
XU166RA	1/2"	1-3/4" / 44.5	•
XU186RA	9/16"	1-5/8" / 41.3	•
XU206RA	5/8"	1-27/32" / 46.8	•
XU226RA	11/16"	1-7/8" / 47.6	•
XU246RA	3/4"	1-7/8" / 47.6	•
XT14	Metal Tray		•



PRODUCT #	SIZE MM	OVERALL LENGTH IN. / MM	SET
SXMU106TRA	10-PC. 3/8" Drive Metric Universal Socket Set		
XUG10MMRA	10	1-3/4" / 44.5	•
XUG11MMRA	11	1-3/4" / 44.5	•
XUG12MMRA	12	1-3/4" / 44.5	•
XUG13MMRA	13	1-3/4" / 44.5	•
XUG14MMRA	14	1-13/16" / 46	•
XUG15MMRA	15	1-13/16" / 46	•
XUG16MMRA	16	1-13/16" / 46	•
XUG17MMRA	17	1-7/8" / 47.6	•
XUG18MMRA	18	1-7/8" / 47.6	•
XUG19MMRA	19	1-7/8" / 47.6	•
XT22Y	Metal Tray		•



PRODUCT #	SIZE IN. / MM	OVERALL LENGTH IN. / MM	SET
SKUDM106TRA	10-PC. 3/8" Drive Metric Deep Universal Socket Set		
XU146DRA	7/16"	2-3/8" / 60.3	•
XU166DRA	1/2"	2-3/8" / 60.3	•
XU186DRA	9/16"	2-3/8" / 60.3	•
XU206DRA	5/8"	2-3/8" / 60.3	•
XU226DRA	11/16"	2-3/8" / 60.3	•
XU246DRA	3/4"	2-3/8" / 60.3	•
XUD610MMRA	10	2-9/16" / 65.1	•
XUD611MMRA	11	2-9/16" / 65.1	•
XUD612MMRA	12	2-9/16" / 65.1	•
XUD613MMRA	13	2-9/16" / 65.1	•
XUD614MMRA	14	2-9/16" / 65.1	•
XUD615MMRA	15	2-9/16" / 65.1	•
XUD616MMRA	16	2-9/16" / 65.1	•
XUD617MMRA	17	2-9/16" / 65.1	•
XUD618MMRA	18	2-9/16" / 65.1	•
XUD619MMRA	19	2-9/16" / 65.1	•
XUD622MMRA	22	2-9/16" / 65.1	•
XT33Y	Metal Tray		•



3/8" DRIVE SOCKETS

IMPACT SOCKETS SETS



The tools on this page have been PROUDLY MADE IN THE USA with global components.



PRODUCT #	SIZE IN.	OVERALL LENGTH IN. / MM	SET
SXP82TR	8-PC. 3/8" Drive SAE Impact Socket Set		
SXP86TR	8-PC. 3/8" Drive SAE Impact Socket Set		
SAE 12	XP102R	5/16"	1-3/32" / 27.8
	XP122R	3/8"	1-3/32" / 27.8
	XP142R	7/16"	1-3/32" / 27.8
	XP162R	1/2"	1-3/32" / 27.8
	XP182R	9/16"	1-3/32" / 27.8
	XP202R	5/8"	1-3/32" / 27.8
	XP222R	11/16"	1-3/32" / 27.8
	XP242R	3/4"	1-3/32" / 27.8
SAE 6	XP106R	5/16"	1-3/32" / 27.8
	XP126R	3/8"	1-3/32" / 27.8
	XP146R	7/16"	1-3/32" / 27.8
	XP166R	1/2"	1-3/32" / 27.8
	XP186R	9/16"	1-3/32" / 27.8
	XP206R	5/8"	1-3/32" / 27.8
	XP226R	11/16"	1-3/32" / 27.8
	XP246R	3/4"	1-3/32" / 27.8
XT11	Metal Tray		

PRODUCT #	SIZE MM	OVERALL LENGTH IN. / MM	SET
SXPIM112TR	11-PC. 3/8" Drive Metric Impact Socket Set		
SXPIM116TR	11-PC. 3/8" Drive Metric Impact Socket Set		
MM 12	XP210MMR	10	1-1/32" / 26.2
	XP211MMR	11	1-1/32" / 26.2
	XP212MMR	12	1-1/32" / 26.2
	XP213MMR	13	1-1/32" / 26.2
	XP214MMR	14	1-1/32" / 26.2
	XP215MMR	15	1-1/32" / 26.2
	XP216MMR	16	1-1/32" / 26.2
	XP217MMR	17	1-1/32" / 26.2
	XP218MMR	18	1-1/32" / 26.2
	XP219MMR	19	1-1/32" / 26.2
	XP220MMR	20	1-1/32" / 26.2
XP222MMR	22	1-1/32" / 26.2	
MM 6	XP68MMR	8	1-1/32" / 26.2
	XP610MMR	10	1-1/32" / 26.2
	XP611MMR	11	1-1/32" / 26.2
	XP612MMR	12	1-1/32" / 26.2
	XP613MMR	13	1-1/32" / 26.2
	XP614MMR	14	1-1/32" / 26.2
	XP615MMR	15	1-1/32" / 26.2
	XP616MMR	16	1-1/32" / 26.2
	XP617MMR	17	1-1/32" / 26.2
	XP618MMR	18	1-1/32" / 26.2
	XP619MMR	19	1-1/32" / 26.2
	XP620MMR	20	1-1/32" / 26.2
	XP621MMR	21	1-1/32" / 26.2
	XP622MMR	22	1-1/32" / 26.2
XP623MMR	23	1-1/32" / 26.2	
XP624MMR	24	1-1/32" / 26.2	
XT25Y	Metal Tray		



The tools on this page have been PROUDLY MADE IN THE USA with global components.



PRODUCT #	SIZE IN.	OVERALL LENGTH IN. / MM	SET
SXP17PTR	17-PC. 3/8" Drive SAE Impact Socket Set		
SXDP76TR	7-PC. 3/8" Drive SAE Deep Impact Socket Set		
MM 6 STANDARD IMPACT	XP106R	5/16" 1-3/32" / 27.8	•
	XP126R	3/8" 1-3/32" / 27.8	•
	XP146R	7/16" 1-3/32" / 27.8	•
	XP166R	1/2" 1-3/32" / 27.8	•
	XP186R	9/16" 1-3/32" / 27.8	•
	XP206R	5/8" 1-3/32" / 27.8	•
	XP226R	11/16" 1-3/32" / 27.8	•
	XP246R	3/4" 1-3/32" / 27.8	•
	XDP106R	5/16" 1-3/4" / 44.5	• •
	XDP126R	3/8" 1-3/4" / 44.5	• •
MM 6 DEEP IMPACT	XDP146R	7/16" 1-3/4" / 44.5	• •
	XDP166R	1/2" 1-3/4" / 44.5	• •
	XDP186R	9/16" 2-3/4" / 69.9	• •
	XDP206R	5/8" 2-3/4" / 69.9	• •
	XDP226R	11/16" 2-3/4" / 69.9	• •
	XDP246R	3/4" 2-3/4" / 69.9	• •
	XP3EB	Impact Extension	•
	XUP28A	Impact Universal Joint-Ball	•
XT26	Metal Tray	•	
PT68	Plastic Tray	•	



PRODUCT #	SIZE MM	OVERALL LENGTH IN. / MM	SET
SXIPM176TR	17-PC. 3/8" Drive Metric Intermediate and Deep Impact Socket Set		
SXIPM106TR	10-PC. 3/8" Drive Metric Intermediate Impact Socket Set		
MM 6 DEEP IMPACT	XDP68MMR	8 1-3/4" / 44.5	•
	XDP69MMR	9 1-3/4" / 44.5	•
	XDP610MMR	10 1-3/4" / 44.5	•
	XDP611MMR	11 1-3/4" / 44.5	•
	XDP612MMR	12 1-3/4" / 44.5	•
	XDP613MMR	13 1-3/4" / 44.5	•
	XDP614MMR	14 1-3/4" / 44.5	•
	XIP615MMR	15 1-3/4" / 44.5	• •
	XIP616MMR	16 1-3/4" / 44.5	• •
	XIP617MMR	17 1-3/4" / 44.5	• •
MM 6 INTERMEDIATE IMPACT	XIP618MMR	18 1-3/4" / 44.5	• •
	XIP619MMR	19 1-3/4" / 44.5	• •
	XIP620MMR	20 1-3/4" / 44.5	• •
	XIP621MMR	21 1-3/4" / 44.5	• •
	XIP622MMR	22 1-3/4" / 44.5	• •
	XIP623MMR	23 1-3/4" / 44.5	• •
	XIP624MMR	24 1-3/4" / 44.5	• •
	XT47Y	Metal Tray	•
	XT10Y	Metal Tray	•



GREAT TO WORK WITH™

3/8" DRIVE DEEP SOCKETS SETS



The tools on this page have been PROUDLY MADE IN THE USA with global components.



PRODUCT #	SIZE MM	OVERALL LENGTH IN. / MM	SET	
SKDPM142TR	14-PC. 3/8" Drive 12-PT. Metric Deep Impact Socket Set			
MM 12	XDP28MMR	8	1-3/4" / 44.5	•
	XDP29MMR	9	1-3/4" / 44.5	•
	XDP210MMR	10	1-3/4" / 44.5	•
	XDP211MMR	11	1-3/4" / 44.5	•
	XDP212MMR	12	1-3/4" / 44.5	•
	XDP213MMR	13	1-3/4" / 44.5	•
	XDP214MMR	14	1-3/4" / 44.5	•
	XDP215MMR	15	2-3/4" / 69.9	•
	XDP216MMR	16	2-3/4" / 69.9	•
	XDP217MMR	17	2-3/4" / 69.9	•
	XDP218MMR	18	2-3/4" / 69.9	•
	XDP219MMR	19	2-3/4" / 69.9	•
	XDP221MMR	21	2-3/4" / 69.9	•
XDP224MMR	24	2-3/4" / 69.9	•	
XT27Y	Metal Tray		•	

PRODUCT #	SIZE MM	OVERALL LENGTH IN. / MM	SET	
SXDPM146TR	14-PC. 3/8" Drive 6-PT. Metric Deep Impact Socket Set			
MM 6	XDP68MMR	8	1-3/4" / 44.5	•
	XDP69MMR	9	1-3/4" / 44.5	•
	XDP610MMR	10	1-3/4" / 44.5	•
	XDP611MMR	11	1-3/4" / 44.5	•
	XDP612MMR	12	1-3/4" / 44.5	•
	XDP613MMR	13	1-3/4" / 44.5	•
	XDP614MMR	14	1-3/4" / 44.5	•
	XDP615MMR	15	2-3/4" / 69.9	•
	XDP616MMR	16	2-3/4" / 69.9	•
	XDP617MMR	17	2-3/4" / 69.9	•
	XDP618MMR	18	2-3/4" / 69.9	•
	XDP619MMR	19	2-3/4" / 69.9	•
	XDP620MMR	20	2-3/4" / 69.9	•
XDP621MMR	21	2-3/4" / 69.9	•	
XDP622MMR	22	2-3/4" / 69.9	•	
XDP623MMR	23	2-3/4" / 69.9	•	
XDP624MMR	24	2-3/4" / 69.9	•	
XT27Y	Metal Tray		•	

PRODUCT #	SIZE MM	OVERALL LENGTH IN. / MM	SET	
SXPM206PTR	20-PC. 3/8" Drive Metric Impact Socket Set			
MM 6 STANDARD IMPACT	XP610MMR	10	1-1/32" / 26.2	•
	XP611MMR	11	1-1/32" / 26.2	•
	XP612MMR	12	1-1/32" / 26.2	•
	XP613MMR	13	1-1/32" / 26.2	•
	XP614MMR	14	1-1/32" / 26.2	•
	XP615MMR	15	1-1/32" / 26.2	•
	XP616MMR	16	1-1/32" / 26.2	•
	XP617MMR	17	1-1/32" / 26.2	•
	XP618MMR	18	1-1/32" / 26.2	•
	XP619MMR	19	1-1/32" / 26.2	•
	XDP615MMR	15	2-3/4" / 69.9	• •
	XDP616MMR	16	2-3/4" / 69.9	• •
	XDP617MMR	17	2-3/4" / 69.9	• •
	XDP618MMR	18	2-3/4" / 69.9	• •
	XDP619MMR	19	2-3/4" / 69.9	• •
	XDP620MMR	20	2-3/4" / 69.9	•
	XDP621MMR	21	2-3/4" / 69.9	•
XDP622MMR	22	2-3/4" / 69.9	•	
XDP623MMR	23	2-3/4" / 69.9	•	
XDP624MMR	24	2-3/4" / 69.9	•	
MM 6 DEEP IMPACT	XDP68MMDR	8	2-3/4" / 69.9	•
	XDP69MMDR	9	2-3/4" / 69.9	•
	XDP610MMDR	10	2-3/4" / 69.9	• •
	XDP611MMDR	11	2-3/4" / 69.9	• •
MM 6 EXTRA DEEP IMPACT	XDP612MMDR	12	2-3/4" / 69.9	• •
	XDP613MMDR	13	2-3/4" / 69.9	• •
	XDP614MMDR	14	2-3/4" / 69.9	• •
PT82	Plastic Tray		•	
XT177Y	Metal Tray		•	



PRODUCT #	SIZE IN.	OVERALL LENGTH IN. / MM
XDP126DR	3/8"	2-3/4" / 69.9
XDP146DR	7/16"	2-3/4" / 69.9
XDP166DR	1/2"	2-3/4" / 69.9



SKUP72TR



SKUPM102TR



SKUPDM106TR

PRODUCT #	SIZE IN.	OVERALL LENGTH IN. / MM	SET
SKUP72TR	7-PC. 3/8" Drive SAE Universal Impact Socket Set		
SKUP76TR	7-PC. 3/8" Drive SAE Universal Impact Socket Set		
SAE 12	XUP122R	3/8"	1-31/32" / 50
	XUP142R	7/16"	2" / 50.8
	XUP162R	1/2"	2-1/32" / 51.6
	XUP182R	9/16"	2-1/16" / 52.4
	XUP202R	5/8"	2-3/32" / 53.2
	XUP222R	11/16"	2-1/8" / 54
SAE 6	XUP242R	3/4"	2-1/8" / 54
	XUP126R	3/8"	1-31/32" / 50
	XUP146R	7/16"	2" / 50.8
	XUP166R	1/2"	2-1/32" / 51.6
	XUP186R	9/16"	2-1/16" / 52.4
	XUP206R	5/8"	2-3/32" / 53.2
XUP226R	11/16"	2-1/8" / 54	
XUP246R	3/4"	2-1/8" / 54	
XT35	Metal Tray		

PRODUCT #	SIZE MM	OVERALL LENGTH IN. / MM	SET
SKUPM102TRA	10-PC. 3/8" Drive Metric Impact Universal Socket Set		
SKUPM106TRA	10-PC. 3/8" Drive Metric Impact Universal Socket Set		
MM 12	XUP210MMR	10	2" / 50.8
	XUP211MMR	11	2" / 50.8
	XUP212MMR	12	2-1/16" / 52.4
	XUP213MMRA	13	2-1/16" / 52.4
	XUP214MMRA	14	2-1/16" / 52.4
	XUP215MMRA	15	2-1/16" / 52.4
	XUP216MMRA	16	2-1/8" / 54
	XUP217MMRA	17	2-1/8" / 54
	XUP218MMRA	18	2-1/8" / 54
	XUP219MMRA	19	2-1/8" / 54
MM 6	XUP68MMR	8	2" / 50.8
	XUP610MMR	10	2" / 50.8
	XUP611MMR	11	2" / 50.8
	XUP612MMR	12	2-1/16" / 52.4
	XUP613MMRA	13	2-1/16" / 52.4
	XUP614MMRA	14	2-1/16" / 52.4
	XUP615MMRA	15	2-1/16" / 52.4
	XUP616MMRA	16	2-1/8" / 54
	XUP617MMRA	17	2-1/8" / 54
	XUP618MMRA	18	2-1/8" / 54
XUP619MMRA	19	2-1/8" / 54	
XT37Y	Metal Tray		

PRODUCT #	SIZE MM	OVERALL LENGTH IN. / MM	SET
SKUPDM102TRA	10-PC. 3/8" Drive 12-PT. Metric Deep Universal Impact Socket Set		
SKUPDM106TRA	10-PC. 3/8" Drive 6-PT. Metric Deep Universal Impact Socket Set		
MM 12	XUPD210MMR	10	2-1/2" / 63.5
	XUPD211MMR	11	2-9/16" / 65.1
	XUPD212MMR	12	2-9/16" / 65.1
	XUPD213MMRA	13	2-5/8" / 66.7
	XUPD214MMRA	14	2-5/8" / 66.7
	XUPD215MMRA	15	2-11/16" / 68.3
	XUPD216MMRA	16	2-11/16" / 68.3
	XUPD217MMRA	17	2-3/4" / 69.9
	XUPD218MMRA	18	2-3/4" / 69.9
	XUPD219MMRA	19	2-13/16" / 71.4
MM 6	XUPD610MMR	10	2-1/2" / 63.5
	XUPD611MMR	11	2-9/16" / 65.1
	XUPD612MMR	12	2-9/16" / 65.1
	XUPD613MMRA	13	2-5/8" / 66.7
	XUPD614MMRA	14	2-5/8" / 66.7
	XUPD615MMRA	15	2-11/16" / 68.3
	XUPD616MMRA	16	2-11/16" / 68.3
	XUPD617MMRA	17	2-3/4" / 69.9
	XUPD618MMRA	18	2-3/4" / 69.9
	XUPD619MMRA	19	2-13/16" / 71.4
XT38Y	Metal Tray		

PRODUCT #	SIZE IN.	OVERALL LENGTH IN. / MM	SET
SKUPD72PTR	7-PC. 3/8" Drive 12-PT. SAE Deep Universal Impact Socket Set		
SKUPD76PTR	7-PC. 3/8" Drive 6-PT. SAE Deep Universal Impact Socket Set		
SAE 12	KUP122DR	3/8"	2-1/2" / 63.5
	KUP142DR	7/16"	2-9/16" / 65.1
	KUP162DR	1/2"	2-9/16" / 65.1
	KUP182DR	9/16"	2-5/8" / 66.7
	KUP202DR	5/8"	2-5/8" / 66.7
	KUP222DR	11/16"	2-5/8" / 66.7
SAE 6	KUP242DR	3/4"	2-11/16" / 68.3
	KUP126DR	3/8"	2-1/2" / 63.5
	KUP146DR	7/16"	2-1/2" / 63.5
	KUP166DR	1/2"	2-5/8" / 66.7
	KUP186DR	9/16"	2-5/8" / 66.7
	KUP206DR	5/8"	2-5/8" / 66.7
KUP226DR	11/16"	2-5/8" / 66.7	
KUP246DR	3/4"	2-11/16" / 68.3	
PT26	Plastic Tray		



SKUPD72PTR



The tools on this page have been PROUDLY MADE IN THE USA with global components.

GREAT TO WORK WITH™



VR1190K (NOT SHOWN)
1/2" DRIVE AXIS™
METAL HANDLE - 11"

VR1890K
1/2" DRIVE AXIS™
METAL HANDLE - 18"

VR1890FK (NOT SHOWN)
1/2" DRIVE AXIS™
METAL HANDLE FLEX - 18"

PRODUCT #	GEAR TEETH	RATCHET SWING	HANDLE	OVERALL LENGTH IN. / MM
VR1190K	90	4°	Metal	11" / 279
VR1890K	90	4°	Metal	18" / 457
VR1890FK	90	4°	Metal	18" / 457
VR1890FPA	90	4°	Comfort handle	18" / 457

PRODUCT #	GEAR TEETH	RATCHET SWING	HANDLE	OVERALL LENGTH IN. / MM
VR1890PA	90	4°	Comfort handle	18" / 457
VR2690K	90	4°	Metal	26" / 660
VR2690PA	90	4°	Comfort handle	26" / 660
VR2690FPA	90	4°	Comfort handle	26" / 660



The tools on this page have been
PROUDLY MADE IN THE USA
with global components.



VR1890FPA
1/2" DRIVE AXIS™ COMFORT
HANDLE FLEX RATCHET - 18"

VR1890PA (NOT SHOWN)
1/2" DRIVE AXIS™ COMFORT
HANDLE RATCHET - 18"

VR2690K (NOT SHOWN)
1/2" DRIVE AXIS™ METAL
HANDLE FLEX RATCHET - 26"

VR2690PA
1/2" DRIVE AXIS™ COMFORT
HANDLE RATCHET - 26"

VR2690FPA (NOT SHOWN)
1/2" DRIVE AXIS™ COMFORT
HANDLE FLEX RATCHET - 26"

VR1890LFK (NOT SHOWN)
1/2" DRIVE AXIS™ METAL
HANDLE LOCKING FLEX
RATCHET - 18"

VR1890LFPA* (NOT SHOWN)
1/2" DRIVE AXIS™ COMFORT
HANDLE LOCKING FLEX
RATCHET - 18"

VR2690LFK (NOT SHOWN)
1/2" DRIVE AXIS™ METAL
HANDLE LOCKING FLEX
RATCHET - 26"

VR2690LFPA*
1/2" DRIVE AXIS™ COMFORT
HANDLE LOCKING FLEX
RATCHET - 26"

PRODUCT #	GEAR TEETH	RATCHET SWING	HANDLE	OVERALL LENGTH IN. / MM
VR1890LFK *	90	4°	Metal handle	18" / 457
VR1890LFPA *	90	4°	Comfort handle	18" / 457
VR2690LFK *	90	4°	Metal handle	26" / 660
VR2690LFPA *	90	4°	Comfort handle	26" / 660



***WARNING:** To reduce the risk of injury, never use an extension or cheater bar. Apply smooth consistent force. Avoid jerking motions or striking the tool when loosening or tightening fasteners. Always check the tool for damage before use.



800.MACTOOLS



MACTOOLS.COM

1/2" DRIVE

PEAR AND ROUND HEAD RATCHETS



VR22FPA
1/2" DRIVE
22" FLEX RATCHET

VRR16FPA
1/2" DRIVE ROUND-HEAD
FLEX RATCHET - 16"

VR100SPA
1/2" DRIVE SWIVEL
HEAD 12" RATCHET

- Quick-release button, locks socket in place and releases the socket when depressed
- Ergonomic design grip

PRODUCT #	GEAR TEETH	RATCHET SWING	HANDLE	OVERALL LENGTH IN. / MM
VR17K	30	5°	Knurled	17" / 431.8
VR18FK	30	12°	Knurled	18" / 457.2
VR100SPA	100	3.6°	Comfort handle	12" / 304.8
VRR16FPA	72	5°	Comfort handle	16" / 406.4
VR22FPA	72	5°	Comfort handle	22" / 558.8

BREAKER BAR

V18SF 1/2" DRIVE 18" BREAKER BAR

- Heavy-duty design provides a stronger yoke-style head
- Field serviceable drive plug

V24SF 1/2" DRIVE 24" BREAKER BAR

V24SFA (NOT SHOWN) 1/2" DRIVE 24" COMFORT HANDLE BREAKER BAR

- Triangular grip provides greater control and comfort
- Heavy-duty design provides a stronger yoke-style head
- Field serviceable drive plug

V30SF 1/2" DRIVE 30" BREAKER BAR

V30SFA 1/2" DRIVE 30" COMFORT HANDLE BREAKER BAR

- Heavy-duty design provides a stronger yoke-style head
- 180° Flex for improved leverage and greater strength



V20SL 1/2" DRIVE LOCKING SPEED HANDLE

- Vertical grip for greater comfort and speed
- Quick-release lock-ring secures socket in place



V11EPSW 1/2" DRIVE EXTENSION WRENCH

- Compact design and 0° swing arc provides users access in even the tightest working areas
- Lightweight aluminum construction
- Optimized gear ratio designed to reduce fastener removal time
- Engineered to be used with a ratchet or impact tool



P9EPSW 1/2" DRIVE 11" HEX END EXTENSION WRENCH

- Compact design and 0° swing arc provides users access in even the tightest working areas
- Lightweight aluminum construction
- Optimized gear ratio designed to help reduce fastener removal time



1/2" DRIVE EXTENSIONS



SVE5PT 5-PC. 1/2" DRIVE EXTENSION SET



PRODUCT #	OVERALL LENGTH IN. / MM	SET
SVE5PT	5-PC. 1/2" Drive Extension Set	
V2E	2" / 50.8	•
V3E	3" / 76.2	•
V5E	5" / 127	•
V10E	10" / 254	•
V15E	15" / 381	•
PT61	Plastic Tray	•

SV5EWPT 5-PC. 1/2" DRIVE WOBBLE EXTENSION SET



PRODUCT #	OVERALL LENGTH IN. / MM	SET
SV5EWPT	5-PC. 1/2" Drive Wobble Extension Set	
V1EW	1-5/8" / 41.3	•
V3EW	3" / 76.2	•
V5EW	5" / 127	•
V10EW	10" / 254	•
V15EW	15" / 381	•

SVE4EKLQ 4-PC. 1/2" DRIVE LOCKING EXTENSION SET



PRODUCT #	OVERALL LENGTH IN. / MM	SET
SVE4EKLQ	4-PC. 1/2" Drive Locking Extension Set	
V3EKLQ	3" / 76.2	•
V5EKLQ	5" / 127	•
V10EKLQ	10" / 254	•
V15EKLQ	15" / 381	•
V24EKLQ	24" / 609.6	•
V34EKLQ	34" / 863.6	•



1/2" DRIVE LOCKING IMPACT EXTENSION SETS

PRODUCT #	OVERALL LENGTH IN. / MM	SET
SVP3EKL	3-PC. 1/2" Drive Locking Impact Locking Extension Set	
SVP3EKL	3-PC. 1/2" Drive Locking Impact Extension Set	
VP3EKL	3" / 76.2	•
VP5EKL	5" / 127	•
VP10EKL	10" / 254	•
VP18EKL	18" / 457.2	•
VP24EKL	24" / 609.6	•
VP31EKL	31" / 787.4	•

WARNING: Chrome sockets and attachments should only be used with hand-operated handles.



IMPACT EXTENSIONS



VP24EXP 1/2" DRIVE IMPACT LOCKING REDUCING EXTENSION ADAPTER

- Female Square End: 1/2"
- Male Square End: 3/8"
- Pin-style socket retainer holds socket securely in place while in use




SVPEXR4PT 4-PC. IMPACT REDUCING EXTENSION ADAPTER SET

- Female Square End: 1/2"
- Male Square End: 3/8"

PRODUCT #	OVERALL LENGTH IN. / MM	SET
SVPEXR4PT	4-PC. Impact Extension Adapter Set	
VP2EXR	2" / 50.8	•
VP5EXR	5" / 127	•
VP12EXR	12" / 304.8	•
VP24EXR	24" / 609.6	•
VP34EXR	34" / 863.6	

1/2" DRIVE IMPACT EXTENSIONS

PRODUCT #	OVERALL LENGTH IN. / MM
VP2EB	2" / 50.8
VP3EB	3" / 76.2
VP5EB	5" / 127
VP10EB	10" / 254



SVMUEP72B

SVMUEP72B 7-PC. 1/2" DRIVE METRIC UNIVERSAL IMPACT EXTENSION SET

PRODUCT #	SIZE MM	OVERALL LENGTH IN. / MM	SET
SVMUEP72B	7-PC. 1/2" Drive Metric Universal Impact Extension Set		
VUEP218MM	18	11.89" / 302	•
VUEP219MM	19	11.89" / 302	•
VUEP220MM	20	11.89" / 302	•
VUEP221MM	21	11.89" / 302	•
VUEP222MM	22	11.89" / 302	•
VUEP223MM	23	11.89" / 302	•
VP34EXR		11.85" / 301	•

SVUEP62B 6-PC. 1/2" DRIVE SAE UNIVERSAL IMPACT EXTENSION SET

PRODUCT #	SIZE IN.	OVERALL LENGTH IN. / MM	SET
SVUEP62B	6-PC. 1/2" Drive SAE Universal Impact Extension Set		
VUEP262	13/16"	11.89" / 302	•
VUEP282	7/8"	11.89" / 302	•
VUEP302	15/16"	11.89" / 302	•
VUEP322	1"	11.89" / 302	•
VUEP342	1-1/16"	11.89" / 302	•
VUP12EXR		11.85" / 301	•



SVPEXRL 3-PC. 1/2" DRIVE IMPACT LOCKING REDUCING EXTENSION SET

PRODUCT #	OVERALL LENGTH IN. / MM	SET
SVPEXRL	3-PC. 1/2" Drive Impact Lock Reducing Extension Set	
VP18EXRL	18" / 457.2	•
VP24EXRL	24" / 609.6	•
VP33EXRL	33" / 838.2	•



1/2" DRIVE ADAPTERS



The tools on this page have been PROUDLY MADE IN THE USA with global components.



A1612 ADAPTER

- 1/2" Female to 3/8" Male
- Overall length: 1-7/16" / 36.5mm



A1624 ADAPTER

- 1/2" Female to 3/4" Male
- Overall length: 1-11/16" / 42.9mm



AP1624 IMPACT ADAPTER

- 1/2" Female to 3/4" Male
- Overall length: 1-7/8" / 47.6mm



AP1612RB 2-PC. IMPACT ADAPTER

- Overall length: 1-7/16" / 36.5mm

AP1612RB-BIT 3/8" REPLACEMENT BIT

AP1612RB-SKT 1/2" DRIVE HOLDER



V3LA LOCKING ADAPTER

- 1/2" Female to 1/2" Male
- Locks socket on drive end with a quick-release collar



V3U UNIVERSAL JOINT ADAPTER

- 1/2" Female to 1/2" Male
- Overall length: 3-15/16" / 100mm



VUP2BA IMPACT UNIVERSAL JOINT

- 1/2" Female to 1/2" Male
- Overall length: 2-1/2" / 63.5mm



VUP2PA IMPACT UNIVERSAL JOINT

- 1/2" Female to 1/2" Pin Male
- Overall length: 2-1/2" / 63.5mm



VUP2XBA IMPACT UNIVERSAL JOINT

- 1/2" Female to 3/8" Male
- Overall length: 2-1/4" / 57.2mm

WARNING: Chrome sockets and attachments should only be used with hand-operated handles.

1/2" DRIVE CHROME SOCKETS SETS



The tools on this page have been PROUDLY MADE IN THE USA with global components.

03
RATCHETS
AND SOCKETS



PRODUCT #	SIZE IN.	OVERALL LENGTH IN. / MM	SET	
SV152TR	15-PC. 1/2" Drive 12-PT. SAE Socket Set			
SAE 12	V122R	3/8"	1-1/2" / 38.1	•
	V142R	7/16"	1-1/2" / 38.1	•
	V162R	1/2"	1-1/2" / 38.1	•
	V182R	9/16"	1-1/2" / 38.1	•
	V202R	5/8"	1-1/2" / 38.1	•
	V222R	11/16"	1-1/2" / 38.1	•
	V242R	3/4"	1-1/2" / 38.1	•
	V262R	13/16"	1-1/2" / 38.1	•
	V282R	7/8"	1-9/16" / 39.7	•
	V302R	15/16"	1-9/16" / 39.7	•
	V322R	1"	1-9/16" / 39.7	•
	V342R	1-1/16"	1-5/8" / 41.3	•
	V362R	1-1/8"	1-3/4" / 44.5	•
	V382R	1-3/16"	1-3/4" / 44.5	•
	V402R	1-1/4"	1-7/8" / 47.6	•
VT19	Metal Tray		•	

PRODUCT #	SIZE IN.	OVERALL LENGTH IN. / MM	SET	
SV108TR	10-PC. 1/2" Drive 8-PT. SAE Socket Set			
SAE 8	V128R	3/8"	1-1/2" / 38.1	•
	V148R	7/16"	1-1/2" / 38.1	•
	V168R	1/2"	1-1/2" / 38.1	•
	V188R	9/16"	1-1/2" / 38.1	•
	V208R	5/8"	1-1/2" / 38.1	•
	V228R	11/16"	1-1/2" / 38.1	•
	V248R	3/4"	1-1/2" / 38.1	•
	V268R	13/16"	1-1/2" / 38.1	•
	V288R	7/8"	1-9/16" / 39.7	•
	V328R	1"	1-9/16" / 39.7	•
VT4	Metal Tray		•	

PRODUCT #	SIZE	OVERALL LENGTH	SET	
SV206TR	20-PC. 1/2" Drive 6-PT. SAE Socket Set			
SAE 6	SV156TR	15-PC. 1/2" Drive 6-PT. SAE Socket Set		
	V126R	3/8"	1-1/2" / 38.1	• •
	V146R	7/16"	1-1/2" / 38.1	• •
	V166R	1/2"	1-1/2" / 38.1	• •
	V186R	9/16"	1-1/2" / 38.1	• •
	V206R	5/8"	1-1/2" / 38.1	• •
	V226R	11/16"	1-1/2" / 38.1	• •
	V246R	3/4"	1-1/2" / 38.1	• •
	V266R	13/16"	1-1/2" / 38.1	• •
	V286R	7/8"	1-9/16" / 39.7	• •
	V306R	15/16"	1-9/16" / 39.7	• •
	V326R	1"	1-9/16" / 39.7	• •
	V346R	1-1/16"	1-5/8" / 41.3	• •
	V366R	1-1/8"	1-3/4" / 44.5	• •
	V386R	1-3/16"	1-3/4" / 44.5	• •
	V406R	1-1/4"	1-7/8" / 47.6	• •
	V426R	1-5/16"	1-7/8" / 47.6	• •
	V446R	1-3/8"	2" / 50.8	• •
	V466R	1-7/16"	2-1/4" / 57.2	• •
	V486R	1-1/2"	2-1/4" / 57.2	• •
V506R	1-9/16"	2-1/4" / 57.2	• •	
VT13	Metal Tray		•	
VT19	Metal Tray		•	

GREAT TO WORK WITH™



800.MACTOOLS



WARNING: Cancer and Reproductive Harm - p65warnings.ca.gov
For more info click-on MACTOOLS.COM/PROP65

1/2" DRIVE CHROME SOCKETS SETS



The tools on this page have been
PROUDLY MADE IN THE USA
with global components.



PRODUCT #	SIZE MM	OVERALL LENGTH IN. / MM	SET
SVM232TR	23-PC. 1/2" Drive Metric Socket Set		
SVM102TR	10-PC. 1/2" Drive Metric Socket Set		
V210MMR	10	1-1/2" / 38.1	• •
V211MMR	11	1-1/2" / 38.1	• •
V212MMR	12	1-1/2" / 38.1	• •
V213MMR	13	1-1/2" / 38.1	• •
V214MMR	14	1-1/2" / 38.1	• •
V215MMR	15	1-1/2" / 38.1	• •
V216MMR	16	1-1/2" / 38.1	• •
V217MMR	17	1-1/2" / 38.1	• •
V218MMR	18	1-1/2" / 38.1	• •
V219MMR	19	1-1/2" / 38.1	• •
V220MMR	20	1-1/2" / 38.1	• •
V221MMR	21	1-1/2" / 38.1	• •
V222MMR	22	1-9/16" / 39.7	• •
V223MMR	23	1-9/16" / 39.7	• •
V224MMR	24	1-9/16" / 39.7	• •
V225MMR	25	1-9/16" / 39.7	• •
V226MMR	26	1-5/8" / 41.3	• •
V227MMR	27	1-5/8" / 41.3	• •
V228MMR	28	1-5/8" / 41.3	• •
V229MMR	29	1-3/4" / 44.5	• •
V230MMR	30	1-3/4" / 44.5	• •
V231MMR	31	1-3/4" / 44.5	• •
V232MMR	32	1-3/4" / 44.5	• •
VT7Y	Metal Tray		• •
VT25Y	Metal Tray		• •



PRODUCT #	SIZE MM	OVERALL LENGTH IN. / MM	SET
SVM236TR	23-PC. 1/2" Drive Metric Socket Set		
SVM106TR	10-PC. 1/2" Drive Metric Socket Set		
V610MMR	10	1-1/2" / 38.1	• •
V611MMR	11	1-1/2" / 38.1	• •
V612MMR	12	1-1/2" / 38.1	• •
V613MMR	13	1-1/2" / 38.1	• •
V614MMR	14	1-1/2" / 38.1	• •
V615MMR	15	1-1/2" / 38.1	• •
V616MMR	16	1-1/2" / 38.1	• •
V617MMR	17	1-1/2" / 38.1	• •
V618MMR	18	1-1/2" / 38.1	• •
V619MMR	19	1-1/2" / 38.1	• •
V620MMR	20	1-1/2" / 38.1	• •
V621MMR	21	1-1/2" / 38.1	• •
V622MMR	22	1-9/16" / 39.7	• •
V623MMR	23	1-9/16" / 39.7	• •
V624MMR	24	1-9/16" / 39.7	• •
V625MMR	25	1-9/16" / 39.7	• •
V626MMR	26	1-5/8" / 41.3	• •
V627MMR	27	1-5/8" / 41.3	• •
V628MMR	28	1-5/8" / 41.3	• •
V629MMR	29	1-3/4" / 44.5	• •
V630MMR	30	1-3/4" / 44.5	• •
V631MMR	31	1-3/4" / 44.5	• •
V632MMR	32	1-3/4" / 44.5	• •
VT7Y	Metal Tray		• •
VT25Y	Metal Tray		• •



WARNING: Chrome sockets and attachments should only be used with hand-operated handles.



DEEP SOCKETS SETS



The tools on this page have been PROUDLY MADE IN THE USA with global components.

03
RATCHETS
AND SOCKETS



PRODUCT #	SIZE IN.	OVERALL LENGTH IN. / MM	SET	
SVD122TR	12-PC. 1/2" Drive SAE Deep Socket Set			
SVD126TR	12-PC. 1/2" Drive SAE Deep Socket Set			
SAE 12	VD142R	7/16"	3-1/4" / 82.6	•
	VD162R	1/2"	3-1/4" / 82.6	•
	VD182R	9/16"	3-1/4" / 82.6	•
	VD202R	5/8"	3-1/4" / 82.6	•
	VD222R	11/16"	3-1/4" / 82.6	•
	VD242R	3/4"	3-1/4" / 82.6	•
	VD262R	13/16"	3-1/4" / 82.6	•
	VD282R	7/8"	3-1/4" / 82.6	•
	VD302R	15/16"	3-1/4" / 82.6	•
	VD322R	1"	3-1/4" / 82.6	•
	VD342R	1-1/16"	3-1/4" / 82.6	•
	VD362R	1-1/8"	3-1/4" / 82.6	•
SAE 6	VD146R	7/16"	3-1/4" / 82.6	•
	VD166R	1/2"	3-1/4" / 82.6	•
	VD186R	9/16"	3-1/4" / 82.6	•
	VD206R	5/8"	3-1/4" / 82.6	•
	VD226R	11/16"	3-1/4" / 82.6	•
	VD246R	3/4"	3-1/4" / 82.6	•
	VD266R	13/16"	3-1/4" / 82.6	•
	VD286R	7/8"	3-1/4" / 82.6	•
	VD306R	15/16"	3-1/4" / 82.6	•
	VD326R	1"	3-1/4" / 82.6	•
	VD346R	1-1/16"	3-1/4" / 82.6	•
	VD366R	1-1/8"	3-1/4" / 82.6	•
VD386R	1-3/16"	3-1/4" / 82.6	•	
VD406R	1-1/4"	3-1/4" / 82.6	•	
VD426R	1-5/16"	3-1/4" / 82.6	•	
VD446R	1-3/8"	3-1/4" / 82.6	•	
VD466R	1-7/16"	3-1/4" / 82.6	•	
VD486R	1-1/2"	3-1/4" / 82.6	•	
VT15	Metal Tray		• •	

PRODUCT #	SIZE MM	OVERALL LENGTH IN. / MM	SET	
SVDM102TR	10-PC. 1/2" Drive Metric Deep Socket Set			
SVDM106TR	10-PC. 1/2" Drive Metric Deep Socket Set			
MM 12	VD210MMR	10	3-1/4" / 82.6	•
	VD211MMR	11	3-1/4" / 82.6	•
	VD212MMR	12	3-1/4" / 82.6	•
	VD213MMR	13	3-1/4" / 82.6	•
	VD214MMR	14	3-1/4" / 82.6	•
	VD215MMR	15	3-1/4" / 82.6	•
	VD216MMR	16	3-1/4" / 82.6	•
	VD217MMR	17	3-1/4" / 82.6	•
	VD218MMR	18	3-1/4" / 82.6	•
	VD219MMR	19	3-1/4" / 82.6	•
MM 6	VD610MMR	10	3-1/4" / 82.6	•
	VD611MMR	11	3-1/4" / 82.6	•
	VD612MMR	12	3-1/4" / 82.6	•
	VD613MMR	13	3-1/4" / 82.6	•
	VD614MMR	14	3-1/4" / 82.6	•
	VD615MMR	15	3-1/4" / 82.6	•
	VD616MMR	16	3-1/4" / 82.6	•
	VD617MMR	17	3-1/4" / 82.6	•
	VD618MMR	18	3-1/4" / 82.6	•
	VD619MMR	19	3-1/4" / 82.6	•
VD620MMR	20	3-1/4" / 82.6	•	
VD621MMR	21	3-1/4" / 82.6	•	
VD622MMR	22	3-1/4" / 82.6	•	
VD623MMR	23	3-1/4" / 82.6	•	
VD624MMR	24	3-1/4" / 82.6	•	
VD625MMR	25	3-1/4" / 82.6	•	
VD626MMR	26	3-1/4" / 82.6	•	
VD627MMR	27	3-1/4" / 82.6	•	
VD630MMR	30	3-1/4" / 82.6	•	
VT23Y	Metal Tray		• •	

1/2" DRIVE IMPACT SOCKETS SETS



The tools on this page have been PROUDLY MADE IN THE USA with global components.



PRODUCT #	SIZE MM	OVERALL LENGTH IN. / MM		
SVP152TR	15-PC. 1/2" Drive SAE Impact Socket Set			
SVP92TR	9-PC. 1/2" Drive SAE Impact Socket Set			
VP122R	3/8"	1-1/2" / 38	•	•
VP142R	7/16"	1-1/2" / 38	•	•
VP162R	1/2"	1-1/2" / 38	•	•
VP182R	9/16"	1-1/2" / 38	•	•
VP202R	5/8"	1-1/2" / 38	•	•
VP222R	11/16"	1-1/2" / 38	•	•
VP242R	3/4"	1-1/2" / 38	•	•
VP262R	13/16"	1-5/8" / 41.3	•	•
VP282R	7/8"	1-5/8" / 41.3	•	•
VP302R	15/16"	1-3/4" / 44.5	•	•
VP322R	1"	1-3/4" / 44.5	•	•
VP342R	1-1/16"	1-3/4" / 44.5	•	•
VP362R	1-1/8"	2" / 50.8	•	•
VP382R	1-3/16"	2" / 50.8	•	•
VP402R	1-1/4"	2" / 50.8	•	•
VT7	Metal Tray		•	•
VT18	Metal Tray		•	•



PRODUCT #	SIZE MM	OVERALL LENGTH IN. / MM	SET	
SVP156TR	15-PC. 1/2" Drive SAE Impact Socket Set			
SVP96TR	9-PC. 1/2" Drive SAE Impact Socket Set			
VP126R	3/8"	1-1/2" / 38	•	•
VP146R	7/16"	1-1/2" / 38	•	•
VP166R	1/2"	1-1/2" / 38	•	•
VP186R	9/16"	1-1/2" / 38	•	•
VP206R	5/8"	1-1/2" / 38	•	•
VP226R	11/16"	1-1/2" / 38	•	•
VP246R	3/4"	1-1/2" / 38	•	•
VP266R	13/16"	1-5/8" / 41.3	•	•
VP286R	7/8"	1-5/8" / 41.3	•	•
VP306R	15/16"	1-3/4" / 44.5	•	•
VP326R	1"	1-3/4" / 44.5	•	•
VP346R	1-1/16"	1-3/4" / 44.5	•	•
VP366R	1-1/8"	2" / 50.8	•	•
VP386R	1-3/16"	2" / 50.8	•	•
VP406R	1-1/4"	2" / 50.8	•	•
VP426R	1-5/16"	2" / 50.8	•	•
VP446R	1-3/8"	2" / 50.8	•	•
VP466R	1-7/16"	2" / 50.8	•	•
VP486R	1-1/2"	2" / 50.8	•	•
VT7	Metal Tray		•	•
VT18	Metal Tray		•	•



PRODUCT #	SIZE MM	OVERALL LENGTH IN. / MM	
SVPM132TR	13-PC. 1/2" Drive Metric Impact Socket Set		
VP210MMR	10	1-1/2" / 38	•
VP211MMR	11	1-1/2" / 38	•
VP212MMR	12	1-1/2" / 38	•
VP213MMR	13	1-1/2" / 38	•
VP214MMR	14	1-1/2" / 38	•
VP215MMR	15	1-1/2" / 38	•
VP216MMR	16	1-1/2" / 38	•
VP217MMR	17	1-1/2" / 38	•
VP218MMR	18	1-1/2" / 38	•
VP219MMR	19	1-1/2" / 38	•
VP221MMR	21	1-5/8" / 41.3	•
VP222MMR	22	1-5/8" / 41.3	•
VP224MMR	24	1-3/4" / 44.5	•
VT12Y	Metal Tray		•



GREAT TO WORK WITH™



The tools on this page have been **PROUDLY MADE IN THE USA** with global components.



PRODUCT #	SIZE MM	OVERALL LENGTH IN. / MM	SET
SVPM136TR	13-PC. 1/2" Drive Metric Impact Socket Set		
SVPM236CBR	23-PC. 1/2" Drive Metric Impact Socket Set		
VP610MMR	10	1-1/2" / 38	• •
VP611MMR	11	1-1/2" / 38	• •
VP612MMR	12	1-1/2" / 38	• •
VP613MMR	13	1-1/2" / 38	• •
VP614MMR	14	1-1/2" / 38	• •
VP615MMR	15	1-1/2" / 38	• •
VP616MMR	16	1-1/2" / 38	• •
VP617MMR	17	1-1/2" / 38	• •
VP618MMR	18	1-1/2" / 38	• •
VP619MMR	19	1-1/2" / 38	• •
VP620MMR	20	1-5/8" / 41.3	• •
VP621MMR	21	1-5/8" / 41.3	• •
VP622MMR	22	1-5/8" / 41.3	• •
VP623MMR	23	1-5/8" / 41.3	• •
VP624MMR	24	1-3/4" / 44.5	• •
VP625MMR	25	1-3/4" / 44.5	• •
VP626MMR	26	1-3/4" / 44.5	• •
VP627MMR	27	1-3/4" / 44.5	• •
VP628MMR	28	1-3/4" / 44.5	• •
VP629MMR	29	2" / 50.8	• •
VP630MMR	30	2" / 50.8	• •
VP632MMR	32	2" / 50.8	• •
SC79R	36	2" / 50.8	• •
VP646MMR	46	2-3/8" / 60.3	• •
VT12Y	Metal Tray		• •
SH50	Socket Rail		• •



1/2" DRIVE DEEP IMPACT SOCKETS SETS



The tools on this page have been PROUDLY MADE IN THE USA with global components.



PRODUCT #	SIZE IN.	OVERALL LENGTH IN. / MM	SET	
SVDP136TR	13-PC. 1/2" Drive SAE Deep Impact Socket Set			
SVDP186TR	18-PC. 1/2" Drive SAE Deep Impact Socket Set			
SAE 6	VDP146R	7/16"	3-1/4" / 82.6	• •
	VDP166R	1/2"	3-1/4" / 82.6	• •
	VDP186R	9/16"	3-1/4" / 82.6	• •
	VDP206R	5/8"	3-1/4" / 82.6	• •
	VDP226R	11/16"	3-1/4" / 82.6	• •
	VDP246R	3/4"	3-1/4" / 82.6	• •
	VDP266R	13/16"	3-1/4" / 82.6	• •
	VDP286R	7/8"	3-1/2" / 88.9	• •
	VDP306R	15/16"	3-1/2" / 88.9	• •
	VDP326R	1"	3-1/2" / 88.9	• •
	VDP346R	1-1/16"	3-1/2" / 88.9	• •
	VDP366R	1-1/8"	3-1/2" / 88.9	• •
	VDP386R	1-3/16"	3-1/2" / 88.9	• •
	VDP406R	1-1/4"	3-1/2" / 88.9	• •
	VDP426R	1-5/16"	3-1/2" / 88.9	• •
VDP446R	1-3/8"	3-1/2" / 88.9	• •	
VDP466R	1-7/16"	3-1/2" / 88.9	• •	
VDP486R	1-1/2"	3-1/2" / 88.9	• •	
VT10	Metal Tray		•	
VT32	Metal Tray		•	


PRODUCT #	SIZE MM	OVERALL LENGTH IN. / MM	SET	
SVDPM116TR	11-PC. 1/2" Drive Metric Deep Impact Socket Set			
SVDPM166TR	16-PC. 1/2" Drive Metric Deep Impact Socket Set			
SVDPM246C8R	24-PC. 1/2" Drive Metric Deep Impact Socket Set			
MM 6	VDP610MMR	10	3-1/4" / 82.6	• • •
	VDP611MMR	11	3-1/4" / 82.6	• •
	VDP612MMR	12	3-1/4" / 82.6	• • •
	VDP613MMR	13	3-1/4" / 82.6	• • •
	VDP614MMR	14	3-1/4" / 82.6	• • •
	VDP615MMR	15	3-1/4" / 82.6	• • •
	VDP616MMR	16	3-1/4" / 82.6	• • •
	VDP617MMR	17	3-1/4" / 82.6	• • •
	VDP618MMR	18	3-1/4" / 82.6	• • •
	VDP619MMR	19	3-1/4" / 82.6	• • •
	VDP620MMR	20	3-1/4" / 82.6	• •
	VDP621MMR	21	3-1/4" / 82.6	• • •
	VDP622MMR	22	3-1/4" / 82.6	• •
	VDP623MMR	23	3-1/4" / 82.6	• •
	VDP624MMR	24	3-1/4" / 82.6	• • •
	VDP625MMR	25	3-1/4" / 82.6	• •
	VDP626MMR	26	3-1/4" / 82.6	• •
	VDP627MMR	27	3-1/4" / 82.6	• •
	VDP628MMR	28	3-1/4" / 82.6	• •
	VDP629MMR	29	3-1/4" / 82.6	• •
	VDP630MMR	30	3-1/4" / 82.6	• •
	VDP632MMR	32	3-1/4" / 82.6	• •
	VDP634MMR	34	3-1/4" / 82.6	• •
	VDP635MMR	35	3-1/4" / 82.6	• •
VDP636MMR	36	3-1/4" / 82.6	• •	
VT24Y	Metal Tray		•	
VT36YR	Metal Tray		•	
SH50	Socket Rail		•	

PRODUCT #	SIZE IN.	OVERALL LENGTH IN. / MM	SET	
SVDP116GTR	11-PC. 1/2" Drive SAE Extra Deep Impact Socket Set			
SAE 6	VDP166DR	1/2"	5" / 127	•
	VDP186DR	9/16"	5" / 127	•
	VDP206DR	5/8"	5" / 127	•
	VDP226DR	11/16"	5" / 127	•
	VDP246DR	3/4"	5" / 127	•
	VDP266DR	13/16"	5" / 127	•
	VDP286DR	7/8"	5" / 127	•
	VDP306DR	15/16"	5" / 127	•
	VDP326DR	1"	5" / 127	•
	VDP346DR	1-1/16"	5" / 127	•
VDP366DR	1-1/8"	5" / 127	•	
VT33	Metal Tray		•	



VDP615MMDR
1/2" DRIVE 15MM METRIC EXTRA DEEP IMPACT SOCKET
• Overall length: 5" [127mm]

DEEP IMPACT SOCKETS



As seen on
TRUCK NIGHT IN AMERICA
on the History Channel

MAC
TOOLS

1/2" DRIVE SOCKETS

UNIVERSAL IMPACT SOCKETS SETS



The tools on this page have been PROUDLY MADE IN THE USA with global components.



PRODUCT #	SIZE IN.	OVERALL LENGTH IN. / MM	SET
SVUP96TR	9-PC. 1/2" Drive SAE Universal Impact Socket Set		
SVUP7PTR	7-PC. 1/2" Drive SAE Universal Impact Socket Set		
SVUP66TR	6-PC. 1/2" Drive SAE Universal Impact Socket Set		
SAE 12	VUP182R	9/16"	2-9/16" / 65.1
	VUP202R	5/8"	2-9/16" / 65.1
	VUP146R	7/16"	2-9/16" / 65.1
	VUP166R	1/2"	2-9/16" / 65.1
	VUP186R	9/16"	2-9/16" / 65.1
	VUP206R	5/8"	2-9/16" / 65.1
	VUP226R	11/16"	2-9/16" / 65.1
	VUP246R	3/4"	2-9/16" / 65.1
	VUP266R	13/16"	2-9/16" / 65.1
	VUP286R	7/8"	2-9/16" / 65.1
	VUP306R	15/16"	2-9/16" / 65.1
	VUP326R	1"	2-53/64" / 71.8
	VUP346R	1-1/16"	2-59/64" / 74.2
	VUP366R	1-1/8"	3" / 76.2
VUP386R	1-3/16"	3-3/32" / 78.6	
VUP406R	1-1/4"	3-11/64" / 80.6	
VUP426R	1-5/16"	3-1/4" / 82.6	
PT13	Plastic Tray		
VT21	Metal Tray		
VT34	Metal Tray		

PRODUCT #	SIZE MM	OVERALL LENGTH IN. / MM	SET	
SVUPM96TR	9-PC. 1/2" Drive Metric Universal Impact Socket Set in Metal Tray			
SVUPM7PTR	7-PC. 1/2" Drive Metric Universal Impact Socket Set in Plastic Tray			
MM 6	VUP613MMR	13	2-5/8" / 66.7	
	VUP614MMR	14	2-5/8" / 66.7	
	VUP615MMR	15	2-5/8" / 66.7	
	VUP616MMR	16	2-5/8" / 66.7	
	VUP617MMR	17	2-5/8" / 66.7	
	VUP618MMR	18	2-5/8" / 66.7	
	VUP619MMR	19	2-5/8" / 66.7	
	VUP621MMR	21	2-5/8" / 66.7	
	VUP622MMR	22	2-5/8" / 66.7	
	VUP624MMR	24	2-5/8" / 66.7	
	VT29Y	Metal Tray		
	PT13	Plastic Tray		

PRODUCT #	SIZE IN. / MM	OVERALL LENGTH IN. / MM	SET
SVUP66DPTTR	6-PC. 1/2" Drive SAE Universal Deep Impact Socket Set		
SVUPDM76PTR	7-PC. 1/2" Drive Metric Deep Universal Impact Socket Set		
SAE 6	VUP166DR	1/2"	3-1/2" / 88.9
	VUP186DR	9/16"	3-1/2" / 88.9
	VUP206DR	5/8"	3-1/2" / 88.9
	VUP226DR	11/16"	3-1/2" / 88.9
	VUP246DR	3/4"	3-1/2" / 88.9
	VUP266DR	13/16"	3-1/2" / 88.9
	VUP286DR	7/8"	3-1/2" / 88.9
	VUP306DR	15/16"	3-1/2" / 88.9
	VUP613MMR	13	3-1/2" / 88.9
	VUP614MMR	14	3-1/2" / 88.9
MM 6	VUP615MMR	15	3-1/2" / 88.9
	VUP616MMR	16	3-1/2" / 88.9
	VUP617MMR	17	3-1/2" / 88.9
	VUP618MMR	18	3-1/2" / 88.9
	VUP619MMR	19	3-1/2" / 88.9
	PT158	Plastic Tray	
	PT49	Plastic Tray	

GREAT TO WORK WITH™



PRODUCT #	SIZE IN.	OVERALL LENGTH IN. / MM	SET	
SVP8T	8-PC. 1/2" Drive SAE Drain Plug Socket Set			
SAE 4	VP8	1/4"	1-3/8" / 34.9	•
	VP9	9/32"	1-3/8" / 34.9	•
	VP10	5/16"	1-3/8" / 34.9	•
	VP12	3/8"	1-3/8" / 34.9	•
	VP14	7/16"	1-3/8" / 34.9	•
	VP16	1/2"	1-3/8" / 34.9	•
	VP18	9/16"	1-3/8" / 34.9	•
	VP20	5/8"	1-3/8" / 34.9	•
	VT17	Metal Tray		•

SVPT116B IMPACT SOCKET WHEEL/LUG PROTECTOR SOCKET SET

- Thin wall sockets for access in tight work areas
- Plastic sleeves and inserts protect wheel and lug nut finish
- Large size markings on each socket sleeve for quick identification
- High visibility red sleeves help prevent lost tools

PRODUCT #	SIZE IN.	OVERALL LENGTH IN. / MM	SET	
SVPT116B	11-PC. 1/2" Drive Impact Socket Wheel/Lug Protector Set			
SAE 6	VPT246	3/4"	3-3/8" / 85.7	•
	VPT266	13/16"	3-3/8" / 85.7	•
	VPT286	7/8"	3-3/8" / 85.7	•
	VPT306	15/16"	3-3/8" / 85.7	•
	VPT326	1"	3-3/8" / 85.7	•
	VPT346	1-1/16"	3-3/8" / 85.7	•
MM 6	VPT617MM	17	3-3/8" / 85.7	•
	VPT619MM	19	3-3/8" / 85.7	•
	VPT621MM	21	3-3/8" / 85.7	•
VPT3E	3" Impact Extension	3" / 76.2	•	
VPT5E	5" Impact Extension	5" / 127	•	

WARNING: Chrome sockets and attachments should only be used with hand-operated handles.




3/4" DRIVE

RATCHET, EXTENSION, AND ADAPTERS



The tools on this page have been **PROUDLY MADE IN THE USA** with global components.



Z36SF 3/4" DRIVE 36" BREAKER BAR

- Can be used to apply up to 750 ft-lbs. of torque
- Triangular grip provides greater control and comfort

A2416A 3/4" ADAPTER

- 3/4" Female to 1/2" Male
- Overall length: 2-1/4" (57.2mm)



A2432A 3/4" ADAPTER

- 3/4" Female to 1" Male
- Overall length: 2-5/8" (66.7mm)



AP2416RB 2-PC. IMPACT ADAPTER

- 3/4" Female to 1/2" Male
- Overall length: 1-15/16" (49.2mm)



AP2432 3/4" IMPACT ADAPTER

- 3/4" Female to 1" Male
- Overall length: 2-19/32" (65.9mm)



ZP4EP (NOT SHOWN) 4" IMPACT EXTENSION

- Hole type retainer

ZP7EP 7" IMPACT EXTENSION

- Hole type retainer



WARNING: Chrome sockets and attachments should only be used with hand-operated handles.

1" DRIVE

RATCHET, EXTENSION, AND ADAPTERS



The tools on this page have been
PROUDLY MADE IN THE USA
with global components.



J5868
1" DRIVE PROTO
BREAKER BAR - 27"

- Made of heat-treated alloy steel
- Head flexes 90° from horizontal
- Knurled handle provides additional control



AP3224
2-1/2" IMPACT ADAPTER

- 1" Female square
- 3/4" Male square



W10EKLQ
10" DRIVE IMPACT
LOCKING EXTENSIONS

W14EKLQ (NOT SHOWN)
14" DRIVE IMPACT
LOCKING EXTENSIONS

- Locking mechanism locks socket to extension



3/4" DRIVE MIXED SOCKETS SETS



The tools on this page have been PROUDLY MADE IN THE USA with global components.



SZDP116TRA 11-PC. DEEP IMPACT SOCKET SET

PRODUCT #	SIZE IN.	OVERALL LENGTH IN. / MM	SET
SZDP116TRA	11-PC. 3/4" Drive SAE Deep Impact Socket Set		
ZDP246RA	3/4"	3-7/64" / 79	•
ZDP266RA	13/16"	3-7/64" / 79	•
ZDP286RA	7/8"	3-7/64" / 79	•
ZDP306RA	15/16"	3-7/64" / 79	•
ZDP326RA	1"	3-7/64" / 79	•
ZDP346RA	1-1/16"	3-1/2" / 88.9	•
ZDP366RA	1-1/8"	3-1/2" / 88.9	•
ZDP386RA	1-3/16"	3-1/2" / 88.9	•
ZDP406RA	1-1/4"	3-1/2" / 88.9	•
SAE 6 ZDP426RA	1-5/16"	3-1/2" / 88.9	•
ZDP446RA	1-3/8"	3-1/2" / 88.9	•
ZDP466RA	1-7/16"	3-1/2" / 88.9	•
ZDP486RA	1-1/2"	3-1/2" / 88.9	•
ZDP506RA	1-9/16"	3-1/2" / 88.9	•
ZDP546RA	1-11/16"	3-1/2" / 88.9	•
ZDP566RA	1-3/4"	3-1/2" / 88.9	•
ZDP586RA	1-13/16"	3-3/4" / 95.3	•
ZDP606RA	1-7/8"	3-3/4" / 95.3	•
ZDP646RA	2"	3-3/4" / 95.3	•
ZT1A	Metal Tray		•



PRODUCT #	SIZE IN.	OVERALL LENGTH IN. / MM
Z282RA	7/8"	2" / 50.8
Z302RA	15/16"	2" / 50.8
Z322RA	1"	2-1/16" / 52.4
Z362RA	1-1/8"	2-1/8" / 54
SAE 12 Z402RA	1-1/4"	2-3/16" / 55.6
Z422RA	1-5/16"	2-1/4" / 57.2
Z442RA	1-3/8"	2-3/8" / 60.3
Z462RA	1-7/16"	2-5/16" / 58.7
Z482RA	1-1/2"	2-7/16" / 61.9
Z502RA	1-9/16"	2-5/8" / 66.7

PRODUCT #	SIZE IN.	OVERALL LENGTH IN. / MM
Z522RA	1-5/8"	2-5/32" / 54.8
Z542RA	1-11/16"	2-3/4" / 69.9
Z562RA	1-3/4"	2-21/32" / 67.5
Z582RA	1-13/16"	2-13/16" / 71.4
SAE 12 Z602RA	1-7/8"	2-7/8" / 73
Z662RA	2-1/16"	3-1/8" / 79.4
Z682RA	2-1/8"	3-1/4" / 82.6
Z702RA	2-3/16"	3-1/4" / 82.6



ZIP326RA 3/4" DRIVE THIN WALL IMPACT SOCKETS


PRODUCT #	SIZE IN.	OVERALL LENGTH IN. / MM
SAE 6 ZIP266RA	13/16"	4" / 101.6
ZIP306RA	15/16"	4" / 101.6
ZIP326RA	1"	4" / 101.6
ZIP346RA	1-1/16"	4" / 101.6
ZIP366RA	1-1/8"	4" / 101.6
ZIP386RA	1-3/16"	4" / 101.6
ZIP426RA	1-5/16"	4" / 101.6
ZIP466RA	1-7/16"	3-1/2" / 88.9
ZIP486RA	1-1/2"	3-1/2" / 88.9

WARNING: Chrome sockets and attachments should only be used with hand-operated handles.



SCO11KS
SAE OPEN-END CROWFOOT WRENCH SET

PRODUCT #	SIZE IN.	OVERALL LENGTH IN. / MM	SET	
SCO11KS	11-PC. 3/8" Drive SAE Open-End Crowfoot Wrench Set			
SAE	CO12KS	3/8	1-1/4" / 31.85	•
	CO14KS	7/16	1-9/32" / 32.6	•
	CO16KS	1/2	1-25/64" / 35.4	•
	CO18KS	9/16	1-9/16" / 39.57	•
	CO20KS	5/8	1-41/64" / 41.76	•
	CO22KS	11/16	1-55/64" / 47.12	•
	CO24KS	3/4	1-57/64" / 48.18	•
	CO26KS	13/16	1-61/64" / 49.71	•
	CO28KS	7/8	2" / 51	•
	CO30KS	15/16	2-1/16" / 52.55	•
	CO32KS	1	2-1/8" / 53.85	•



SMCOS10KS
METRIC OPEN-END CROWFOOT WRENCH SET

PRODUCT #	SIZE MM	OVERALL LENGTH IN. / MM	SET	
SMCOS10KS	10-PC. 3/8" Drive Metric Open-End Crowfoot Wrench Set			
MM	MCO10KS	10	1-5/16" / 33.4	•
	MCO11KS	11	1-11/32" / 34	•
	MCO12KS	12	1-7/16" / 36.6	•
	MCO13KS	13	1-15/32" / 37.16	•
	MCO14KS	14	1-31/64" / 37.72	•
	MCO15KS	15	1-19/32" / 40.34	•
	MCO16KS	16	1-5/8" / 41.43	•
	MCO17KS	17	1-11/16" / 42.88	•
	MCO18KS	18	1-57/64" / 48.16	•
	MCO19KS	19	1-59/64" / 48.72	•



SCOV5KS
SAE OPEN-END CROWFOOT WRENCH SET

PRODUCT #	SIZE IN.	OVERALL LENGTH IN. / MM	SET	
SCOV5KS	5-PC. 1/2" Drive SAE Open-End Crowfoot Wrench Set			
SAE	COV34KS	1-1/16	2-7/8" / 72.9	•
	COV36KS	1-1/8	2-31/32" / 75.36	•
	COV40KS	1-1/4	3-17/64" / 82.96	•
	COV44KS	1-3/8	3-21/64" / 84.7	•
	COV48KS	1-1/2	3-13/32" / 86.54	•



BOX END TORQUE ADAPTER SETS

• 2" Center-to-center SXBM102H



SCHB8PT



SCHBM10H

FLARE NUT CROWFOOT WRENCH SETS

PRODUCT #	SIZE IN. / MM	OVERALL LENGTH IN. / MM	SET		
SCHB8PT	8-PC. 3/8" Drive SAE Flare Nut Crowfoot Wrench Set				
SCHBM10H	10-PC. 3/8" Drive Metric Flare Nut Crowfoot Wrench Set				
SAE	CHB12	3/8"	1-7/16" / 36.5	•	
	CHB14	7/16"	1-1/2" / 38.1	•	
	CHB16	1/2"	1-5/8" / 41.3	•	
	CHB18	9/16"	1-5/8" / 41.3	•	
	CHB20	5/8"	1-3/4" / 44.5	•	
	CHB22	11/16"	1-13/16" / 46	•	
	CHB24	3/4"	1-15/16" / 49.2	•	
	CHB26	13/16"	2" / 50.8	•	
	MM	CHBM9	9	1-11/32" / 34.1	•
		CHBM10	10	1-3/8" / 34.9	•
CHBM11		11	1-15/32" / 37.3	•	
CHBM12		12	1-1/2" / 38.1	•	
CHBM13		13	1-19/32" / 40.5	•	
CHBM14		14	1-5/8" / 41.3	•	
CHBM15		15	1-11/16" / 42.9	•	
CHBM16		16	1-3/4" / 44.5	•	
CHBM17		17	1-25/32" / 45.2	•	
CHBM18		18	1-27/32" / 46.8	•	
PT38	Plastic Tray.		•		
KCH4	Crowfoot Wrench Holder		•		

PRODUCT #	SIZE IN. / MM	OVERALL LENGTH IN. / MM	SET	
SXB92H	9-PC. 3/8" Drive SAE Box End Torque Adapter Set			
SXBM102H	10-PC. 3/8" Drive Metric Box End Torque Adapter			
SAE	XB82A	1/4"	2-9/16" / 65.1	•
	XB102A	5/16"	2-19/32" / 65.9	•
	XB122A	3/8"	2-11/16" / 68.3	•
	XB142A	7/16"	2-3/4" / 69.9	•
	XB162A	1/2"	2-25/32" / 70.6	•
	XB182A	9/16"	2-27/32" / 72.2	•
	XB202A	5/8"	2-7/8" / 73	•
	XB222A	11/16"	2-29/32" / 73.8	•
	XB242A	3/4"	2-31/32" / 75.4	•
	XB262A	13/16"	3" / 76.2	•
MM	XB282A	7/8"	3-1/16" / 77.8	•
	XB210MMR	10	2-5/8" / 66.7	•
	XB211MMR	11	2-5/8" / 66.7	•
	XB212MMR	12	2-3/4" / 69.9	•
	XB213MMR	13	2-3/4" / 69.9	•
	XB214MMR	14	2-3/4" / 69.9	•
	XB215MMR	15	2-3/4" / 69.9	•
	XB216MMR	16	2-3/4" / 69.9	•
	XB217MMR	17	2-7/8" / 73	•
	XB218MMR	18	2-7/8" / 73	•
XB219MMR	19	2-7/8" / 73	•	

DRIVER SETS

TORX® AND STAR DRIVER SETS



ST11T TORX® DRIVERS AND SET

PRODUCT #	TORX® SIZE	DRIVE SIZE	OVERALL LENGTH IN. / MM	SET
ST11T	11-PC. 1/4" and 3/8" Drive Torx® Driver Set			
MT8	T8	1/4"	1-7/16" / 36.5	•
MT10	T10	1/4"	1-7/16" / 36.5	•
MT15	T15	1/4"	1-7/16" / 36.5	•
MT20	T20	1/4"	1-7/16" / 36.5	•
MT25	T25	1/4"	1-7/16" / 36.5	•
MT27	T27	1/4"	1-7/16" / 36.5	•
T30	T30	3/8"	1-7/8" / 47.6	•
T40	T40	3/8"	1-7/8" / 47.6	•
T45	T45	3/8"	1-7/8" / 47.6	•
T50	T50	3/8"	1-7/8" / 47.6	•
T55	T55	3/8"	1-7/8" / 47.6	•
MXT1	Metal Tray			•



PRODUCT #	TORX® SIZE	DRIVE SIZE	OVERALL LENGTH IN. / MM	SET
ST12HB	12-PC. 1/4" and 3/8" Drive Tamper-Resistant Torx® Driver Set			
MT8BHS	T8H	1/4"	1-7/16" / 36.5	•
MT10BHS	T10H	1/4"	1-7/16" / 36.5	•
MT15BHS	T15H	1/4"	1-7/16" / 36.5	•
MT20BHS	T20H	1/4"	1-7/16" / 36.5	•
MT25BHS	T25H	1/4"	1-7/16" / 36.5	•
MT27BHS	T27H	1/4"	1-7/16" / 36.5	•
XT30BHS	T30H	3/8"	1-7/8" / 47.6	•
XT40BHS	T40H	3/8"	1-7/8" / 47.6	•
XT45BHS	T45H	3/8"	1-7/8" / 47.6	•
XT47BHS	T47H	3/8"	1-7/8" / 47.6	•
XT50BHS	T50H	3/8"	1-7/8" / 47.6	•
XT55BHS	T55H	3/8"	1-7/8" / 47.6	•



ST11HT TAMPER-RESISTANT TORX® DRIVERS AND SET

PRODUCT #	TORX® SIZE	DRIVE SIZE	OVERALL LENGTH IN. / MM	SET
ST11HT	11-PC. 1/4" and 3/8" Drive Tamper-Resistant Torx® Driver Set			
MT8H	T8	1/4"	1-7/16" / 36.5	•
MT10H	T10	1/4"	1-7/16" / 36.5	•
MT15H	T15	1/4"	1-7/16" / 36.5	•
MT20H	T20	1/4"	1-7/16" / 36.5	•
MT25H	T25	1/4"	1-7/16" / 36.5	•
MT27H	T27	1/4"	1-7/16" / 36.5	•
T30H	T30	3/8"	1-7/8" / 47.6	•
T40H	T40	3/8"	1-7/8" / 47.6	•
T45H	T45	3/8"	1-7/8" / 47.6	•
T50H	T50	3/8"	1-7/8" / 47.6	•
T55H	T55	3/8"	1-7/8" / 47.6	•
MXT1	Metal Tray			•



SMXTSH11B 5-PT. STAR TAMPER-RESISTANT DRIVERS AND SET

- S2 bits for long lasting performance

PRODUCT #	SIZE	DRIVE SIZE	OVERALL LENGTH IN. / MM	SET
SMXTSH11B	11-PC. 5-PT. Star Tamper-Resistant Driver Set			
MTS8H	TS8H	1/4"	1-7/16" / 36.5	•
MTS10H	TS10H	1/4"	1-7/16" / 36.5	•
MTS15H	TS15H	1/4"	1-7/16" / 36.5	•
MTS20H	TS20H	1/4"	1-7/16" / 36.5	•
MTS25H	TS25H	1/4"	1-7/16" / 36.5	•
MTS27H	TS27H	1/4"	1-7/16" / 36.5	•
MTS30H	TS30H	1/4"	1-7/16" / 36.5	•
XTS40H	TS40H	3/8"	1-7/8" / 47.6	•
XTS45H	TS45H	3/8"	1-7/8" / 47.6	•
XTS50H	TS50H	3/8"	1-7/8" / 47.6	•
XTS55H	TS55H	3/8"	1-7/8" / 47.6	•

WARNING: Chrome sockets and attachments should only be used with hand-operated handles. Star drivers (or sockets when appropriate) are for use with Torx® fasteners; a registered trademark of Acument Intellectual Properties, LLC.





SMT9PT
9-PC. 1/4" EXTERNAL STAR
SOCKET SET

PRODUCT #	SIZE	DRIVE SIZE	OVERALL LENGTH IN. / MM	SET
SMT9PT	9-PC. External Star Socket Set			
ME4S	E4	1/4"	1" / 25	•
ME5S	E5	1/4"	1" / 25	•
ME6S	E6	1/4"	1" / 25	•
ME7S	E7	1/4"	1" / 25	•
ME8S	E8	1/4"	1" / 25	•
ME10S	E10	1/4"	1" / 25	•
ME11S	E11	1/4"	1" / 25	•
ME12S	E12	1/4"	1" / 25	•
ME14S	E14	1/4"	1" / 25	•

SMLT13B (NOT SHOWN)
13-PC. 1/4" MID-LENGTH
TORX® DRIVER SET

PRODUCT #	SIZE	DRIVE SIZE	OVERALL LENGTH IN. / MM	SET
SMLT13B	13-PC. Mid-Length Torx® Driver Set			
MTML8	T8	1/4"		•
MTML10	T10	1/4"		•
MTML15	T15	1/4"		•
MTML20	T20	1/4"		•
MTML25	T25	1/4"		•
XTML27	T27	1/4"		•
XTML30	T30	1/4"		•
XTML40	T40	1/4"		•
XTML45	T45	1/4"		•
XTML47	T47	1/4"		•
XTML50	T50	1/4"		•
XTML55	T55	1/4"		•
VTML60	T60	1/4"		•



DRIVER SETS

TORX® AND STAR DRIVER SETS



STTP25B

STAR AND STAR PLUS DRIVER SET

- Complete set designed for use on Star and Star Plus fasteners
- S2 Bits for long lasting durability
- Full polish, chrome-plated sockets
- Packaged in blow-molded case for easy organization and storage



STP12B

STAR PLUS DRIVER SET

- Star Plus for high torque transmission
- Eliminates cam out S2 bits – stronger, more durable performance
- Chrome sockets – superior corrosion resistance



ST13B

STAR DRIVER SET

- Designed for use on Star fasteners
- S2 Bits for long lasting durability
- Full polish, chrome-plated sockets
- Packaged in blow-molded case for easy organization and storage.



SST13PT

STUBBY STAR DRIVER SET

- Designed for use on Star fasteners
- Stubby length for access in tight areas (1" to 1-13/16")
- S2 bits for long lasting durability
- (13) Full-polish, chrome-plated sockets (T8 to T60)

PRODUCT #	SIZE	DRIVE SIZE	OVERALL LENGTH IN. / MM	SET
STTP25B	25-PC. Star and Star Plus Driver Set			
STP12B	12-PC. Star Plus Driver Set			
ST13B	13-PC. Star Driver Set			
SST13PT	13-PC. Stubby Star Driver Set			
MTP8BS	TP8	1/4"	1-7/16" / 36.5	• •
MTP10BS	TP10	1/4"	1-7/16" / 36.5	• •
MTP15BS	TP15	1/4"	1-7/16" / 36.5	• •
MTP20BS	TP20	1/4"	1-7/16" / 36.5	• •
MTP25BS	TP25	1/4"	1-7/16" / 36.5	• •
MTP27BS	TP27	1/4"	1-7/16" / 36.5	• •
XTP30BS	TP30	3/8"	1-7/8" / 47.6	• •
XTP40BS	TP40	3/8"	1-7/8" / 47.6	• •
XTP45BS	TP45	3/8"	1-7/8" / 47.6	• •
XTP50BS	TP50	3/8"	1-7/8" / 47.6	• •
XTP55BS	TP55	3/8"	1-7/8" / 47.6	• •
VT60BS	TP60	1/2"	2-3/16" / 55.6	• •
MT8BS	T8	1/4"	1-7/16" / 36.5	• •
MT10BS	T10	1/4"	1-7/16" / 36.5	• •
MT15BS	T15	1/4"	1-7/16" / 36.5	• •
MT20BS	T20	1/4"	1-7/16" / 36.5	• •
MT25BS	T25	1/4"	1-7/16" / 36.5	• •
MT27BS	T27	1/4"	1-7/16" / 36.5	• •
XT30BS	T30	3/8"	1-7/8" / 47.6	• •
XT40BS	T40	3/8"	1-7/8" / 47.6	• •
XT45BS	T45	3/8"	1-7/8" / 47.6	• •
XT47BS	T47	3/8"	1-7/8" / 47.6	• •
XT50BS	T50	3/8"	1-7/8" / 47.6	• •
XT55BS	T55	3/8"	1-7/8" / 47.6	• •
VT60BS	T60	1/2"	2-3/16" / 55.6	• •
MT8BSS	T8	1/4"	1-29/64" / 37	• •
MT10BSS	T10	1/4"	1-29/64" / 37	• •
MT15BSS	T15	1/4"	1-29/64" / 37	• •
MT20BSS	T20	1/4"	1-29/64" / 37	• •
MT25BSS	T25	1/4"	1-29/64" / 37	• •
MT27BSS	T27	1/4"	1-29/64" / 37	• •
XT30BSS	T30	3/8"	1-57/64" / 48	• •
XT40BSS	T40	3/8"	1-57/64" / 48	• •
XT45BSS	T45	3/8"	1-57/64" / 48	• •
XT47BSS	T47	3/8"	1-57/64" / 48	• •
XT50BSS	T50	3/8"	1-57/64" / 48	• •
XT55BSS	T55	3/8"	1-57/64" / 48	• •
VT60BSS	T60	3/8"	2-11/64" / 55	• •

WARNING: Chrome sockets and attachments should only be used with hand-operated handles. Star drivers (or sockets when appropriate) are for use with Torx® fasteners; a registered trademark of Acument Intellectual Properties, LLC.

PRODUCT #	SIZE	DRIVE SIZE	OVERALL LENGTH	OVERALL LENGTH (MM)	SET	
SMXVTL13B	13-PC. Long Star Driver Set					
SMXTL8B	8-PC. Long Star Driver Set					
MTL8	T8	1/4"	5"	127	•	•
MTL10	T10	1/4"	5"	127	•	•
MTL15	T15	1/4"	5"	127	•	•
MTL20	T20	1/4"	5"	127	•	•
MTL25	T25	1/4"	5"	127	•	•
XTL27	T27	3/8"	5"	127	•	•
XTL30	T30	3/8"	5"	127	•	•
XTL40	T40	3/8"	5"	127	•	•
VTL45	T45	1/2"	6"	152.4		•
VTL50	T50	1/2"	6"	152.4		•
VTL55	T55	1/2"	6"	152.4		•
VTL60	T60	1/2"	6"	152.4		•
VTL70	T70	1/2"	6"	152.4		•

LONG STAR DRIVER SETS

- Long bits for access in hard-to-reach places
- High-strength steel for durability
- High-polish chrome set



SMXVTL13B

SMXVHTL13B 13-PC. LONG TAMPER-RESISTANT STAR DRIVER SET

PRODUCT #	SIZE	DRIVE SIZE	OVERALL LENGTH IN. / MM	SET
SMXVHTL13B	13-PC. Long Tamper-Resistant Star Driver Set			
MTL8H	T8H	1/4"	2-3/4" / 70	•
MTL10H	T10H	1/4"	2-3/4" / 70	•
MTL15H	T15H	1/4"	2-3/4" / 70	•
MTL20H	T20H	1/4"	2-3/4" / 70	•
MTL25H	T25H	1/4"	2-3/4" / 70	•
XTL27H	T27H	3/8"	2-3/4" / 70	•
XTL30H	T30H	3/8"	2-3/4" / 70	•
XTL40H	T40H	3/8"	2-3/4" / 70	•
VTL45H	T45H	1/2"	3" / 76	•
VTL50H	T50H	1/2"	3" / 76	•
VTL55H	T55H	1/2"	3" / 76	•
VTL60H	T60H	1/2"	3" / 76	•
VTL70H	T70H	1/2"	3" / 76	•



DRIVER SETS

TORX® AND STAR DRIVER SETS



STP9LPT
9-PC. LONG IMPACT
STAR DRIVER SET

PRODUCT #	SIZE	DRIVE SIZE	OVERALL LENGTH IN. / MM	SET
STP9LPT	9-PC. Long Impact Star Driver Set			
XTL20BSP	T20	1/4"	5-15/16" / 150	•
XTL25BSP	T25	1/4"	5-15/16" / 150	•
XTL27BSP	T27	1/4"	5-15/16" / 150	•
XTL30BSP	T30	3/8"	5-15/16" / 150	•
XTL40BSP	T40	3/8"	5-15/16" / 150	•
XTL45BSP	T45	3/8"	5-15/16" / 150	•
XTL50BSP	T50	3/8"	5-15/16" / 150	•
XTL55BSP	T55	3/8"	5-15/16" / 150	•
VTL60BSP	T60	1/2"	5-15/16" / 150	•



SST13PT
13-PC. STUBBY STAR
DRIVER SET

PRODUCT #	SIZE	DRIVE SIZE	OVERALL LENGTH IN. / MM	SET
SST13PT	13-PC. Stubby Star Driver Set			
MT8BSS	T8	1/4"	1" / 25	•
MT10BSS	T10	1/4"	1" / 25	•
MT15BSS	T15	1/4"	1" / 25	•
MT20BSS	T20	1/4"	1" / 25	•
MT25BSS	T25	1/4"	1" / 25	•
MT27BSS	T27	1/4"	1" / 25	•
XT30BSS	T30	3/8"	1-13/16" / 46	•
XT40BSS	T40	3/8"	1-13/16" / 46	•
XT45BSS	T45	3/8"	1-13/16" / 46	•
XT47BSS	T47	3/8"	1-13/16" / 46	•
XT50BSS	T50	3/8"	1-13/16" / 46	•
XT55BSS	T55	3/8"	1-13/16" / 46	•
VT60BSS	T60	1/2"	2-1/16" / 53	•



STP9PT
9-PC. IMPACT STAR
DRIVER SET

PRODUCT #	SIZE	DRIVE SIZE	OVERALL LENGTH IN. / MM	SET
STP9PT	9-PC. Star Driver Set			
MT20BSP	T20	1/4"	1" / 25	•
MT25BSP	T25	1/4"	1" / 25	•
MT27BSP	T27	1/4"	1" / 25	•
XT30BSP	T30	3/8"	1-1/4" / 32	•
XT40BSP	T40	3/8"	1-1/4" / 32	•
XT45BSP	T45	3/8"	1-1/4" / 32	•
XT50BSP	T50	3/8"	1-1/4" / 32	•
XT55BSP	T55	3/8"	1-1/4" / 32	•
VT60BSP	T60	1/2"	1-1/2" / 38	•



SMXVEP13B
13-PC. IMPACT INVERTED
STAR SOCKET SET

PRODUCT #	SIZE	DRIVE SIZE	OVERALL LENGTH IN. / MM	SET
SMXVEP13B	13-PC. Impact Inverted Star Socket Set			
MEP4S	E4	1/4"	1" / 25	•
MEP5S	E5	1/4"	1" / 25	•
MEP6S	E6	1/4"	1" / 25	•
MEP7S	E7	1/4"	1" / 25	•
MEP8S	E8	1/4"	1" / 25	•
XEP10S	E10	3/8"	1-1/4" / 32	•
XEP12S	E12	3/8"	1-1/4" / 32	•
XEP14S	E14	3/8"	1-1/4" / 32	•
XEP16S	E16	3/8"	1-1/4" / 32	•
VEP18S	E18	1/2"	1-1/2" / 38	•
VEP20S	E20	1/2"	1-1/2" / 38	•
VEP22S	E22	1/2"	1-1/2" / 38	•
VEP24S	E24	1/2"	1-1/2" / 38	•



SMXVED13B
13-PC. DEEP INVERTED
STAR SOCKET SET

PRODUCT #	SIZE	DRIVE SIZE	OVERALL LENGTH IN. / MM	SET
SMXVED13B	13-PC. Deep Inverted Star Socket Set			
MED4S	E4	1/4"	2" / 51	•
MED5S	E5	1/4"	2" / 51	•
MED6S	E6	1/4"	2" / 51	•
MED7S	E7	1/4"	2" / 51	•
MED8S	E8	1/4"	2" / 51	•
XED10S	E10	3/8"	2-1/2" / 63	•
XED12S	E12	3/8"	2-1/2" / 63	•
XED14S	E14	3/8"	2-1/2" / 63	•
XED16S	E16	3/8"	2-1/2" / 63	•
VED18S	E18	1/2"	3" / 76	•
VED20S	E20	1/2"	3" / 76	•
VED22S	E22	1/2"	3" / 76	•
VED24S	E24	1/2"	3" / 76	•



SMXVE13B
13-PC. EXTERNAL
STAR SOCKET SET

PRODUCT #	SIZE	DRIVE SIZE	OVERALL LENGTH IN. / MM	SET
SMXVE13B	13-PC. External Star Socket Set			
ME4S	E4	1/4"	1" / 25	•
ME5S	E5	1/4"	1" / 25	•
ME6S	E6	1/4"	1" / 25	•
ME7S	E7	1/4"	1" / 25	•
ME8S	E8	1/4"	1" / 25	•
XE10S	E10	3/8"	1-1/8" / 28.6	•
XE12S	E12	3/8"	1-1/8" / 28.6	•
XE14S	E14	3/8"	1-1/8" / 28.6	•
XE16S	E16	3/8"	1-1/4" / 32	•
VE18S	E18	1/2"	1-1/2" / 38	•
VE20S	E20	1/2"	1-1/2" / 38	•
VE22S	E22	1/2"	1-1/2" / 38	•
VE24S	E24	1/2"	1-1/2" / 38	•





SMXVT52B
52-PC STAR BIT DRIVER SET

PRODUCT #	DRIVER STYLE	DRIVE SIZE	OVERALL LENGTH IN. / MM	SET
SMXVT52B	52-PC. Star Bit Driver Set			
MT8BSS	T8 Stubby	1/4"	1" / 25	•
MT10BSS	T10 Stubby	1/4"	1" / 25	•
MT15BSS	T15 Stubby	1/4"	1" / 25	•
MT20BSS	T20 Stubby	1/4"	1" / 25	•
MT25BSS	T25 Stubby	1/4"	1" / 25	•
MT27BSS	T27 Stubby	1/4"	1" / 25	•
XT30BSS	T30 Stubby	3/8"	1-13/16" / 46	•
XT40BSS	T40 Stubby	3/8"	1-13/16" / 46	•
XT45BSS	T45 Stubby	3/8"	1-13/16" / 46	•
XT47BSS	T47 Stubby	3/8"	1-13/16" / 46	•
XT50BSS	T50 Stubby	3/8"	1-13/16" / 46	•
XT55BSS	T55 Stubby	3/8"	1-13/16" / 46	•
VT60BSS	T60 Stubby	1/2"	2-1/16" / 53	•
MT8BS	T8 Torx	1/4"	1-1/32" / 26	•
MT15BS	T10 Torx	1/4"	1-1/32" / 26	•
MT10BS	T15 Torx	1/4"	1-1/32" / 26	•
MT20BS	T20 Torx	1/4"	1-1/32" / 26	•
MT25BS	T25 Torx	1/4"	1-1/32" / 26	•
MT27BS	T27 Torx	1/4"	1-29/64" / 37	•
XT30BS	T30 Torx	3/8"	1-11/32" / 34	•
XT40BS	T40 Torx	3/8"	1-11/32" / 34	•
XT45BS	T45 Torx	3/8"	1-11/32" / 34	•
XT47BS	T47 Torx	3/8"	1-11/32" / 34	•
XT50BS	T50 Torx	3/8"	1-11/32" / 34	•
XT55BS	T55 Torx	3/8"	1-11/32" / 34	•
VT60BS	T60 Torx	1/2"	2-3/16" / 55	•
MTML8	T8 Mid-Length Torx	1/4"	2-3/4" / 70	•
MTML10	T10 Mid-Length Torx	1/4"	2-3/4" / 70	•
MTML15	T15 Mid-Length Torx	1/4"	2-3/4" / 70	•
MTML20	T20 Mid-Length Torx	1/4"	2-3/4" / 70	•
MTML25	T25 Mid-Length Torx	1/4"	2-3/4" / 70	•

PRODUCT #	DRIVER STYLE	DRIVE SIZE	OVERALL LENGTH IN. / MM	SET
SMXVT52B	52-PC. Star Bit Driver Set			
XTML27	T27 Mid-Length Torx	3/8"	2-3/4" / 70	•
XTML30	T30 Mid-Length Torx	3/8"	2-3/4" / 70	•
XTML40	T40 Mid-Length Torx	3/8"	2-3/4" / 70	•
XTML45	T45 Mid-Length Torx	3/8"	2-3/4" / 70	•
XTML47	T47 Mid-Length Torx	3/8"	2-3/4" / 70	•
XTML50	T50 Mid-Length Torx	3/8"	2-3/4" / 70	•
XTML55	T55 Mid-Length Torx	3/8"	2-3/4" / 70	•
VTML60	T60 Mid-Length Torx	1/2"	2-3/4" / 70	•
MTL8	T8 Long Torx	1/4"	5" / 127	•
MTL10	T10 Long Torx	1/4"	5" / 127	•
MTL15	T15 Long Torx	1/4"	5" / 127	•
MTL20	T20 Long Torx	1/4"	5" / 127	•
MTL25	T25 Long Torx	1/4"	5" / 127	•
XTL27	T27 Long Torx	3/8"	5" / 127	•
XTL30	T30 Long Torx	3/8"	5" / 127	•
XTL40	T40 Long Torx	3/8"	5" / 127	•
VTL45	T45 Long Torx	1/2"	6" / 152.4	•
VTL50	T50 Long Torx	1/2"	6" / 152.4	•
VTL55	T55 Long Torx	1/2"	6" / 152.4	•
VTL60	T60 Long Torx	1/2"	6" / 152.4	•
VTL70	T70 Long Torx	1/2"	6" / 152.4	•

WARNING: Chrome sockets and attachments should only be used with hand-operated handles. Star drivers (or sockets when appropriate) are for use with Torx® fasteners; a registered trademark of Acument Intellectual Properties, LLC.



DRIVER SETS

TORX® AND STAR DRIVER SETS



MASTER STAR AND HEX DRIVER SET

- Long bits for access in hard-to-reach places
- High-strength steel for durability
- High-polish chrome set

PRODUCT #	TORX® SIZE	DRIVE SIZE	OVERALL LENGTH IN. / MM	SET
SMXVHT50B	50-PC. Star Driver Set			
ME4S	E4	1/4"	1" / 25	•
ME5S	E5	1/4"	1" / 25	•
ME6S	E6	1/4"	1" / 25	•
ME7S	E7	1/4"	1" / 25	•
ME8S	E8	1/4"	1" / 25	•
XE10S	E10	3/8"	1-1/8" / 28	•
XE12S	E12	3/8"	1-1/8" / 28	•
XE14S	E14	3/8"	1-1/8" / 28	•
XE16S	E16	3/8"	1-1/8" / 28	•
VE18S	E18	1/2"	1-1/2" / 38	•
VE20S	E20	1/2"	1-1/2" / 38	•
MT8BS	T8	1/4"	1-1/32" / 26	•
MT10BS	T10	1/4"	1-1/32" / 26	•
MT15BS	T15	1/4"	1-1/32" / 26	•
MT20BS	T20	1/4"	1-1/32" / 26	•
MT25BS	T25	1/4"	1-1/32" / 26	•
MT27BS	T27	1/4"	1-7/16" / 37	•
XT30BS	T30	3/8"	1-3/8" / 34	•
XT40BS	T40	3/8"	1-3/8" / 34	•
XT45BS	T45	3/8"	1-3/8" / 34	•
XT47BS	T47	3/8"	1-3/8" / 34	•
XT50BS	T50	3/8"	1-3/8" / 34	•
XT55BS	T55	3/8"	1-3/8" / 34	•
VT60BS	T60	1/2"	1-13/16" / 46	•

PRODUCT #	TORX® SIZE	DRIVE SIZE	OVERALL LENGTH IN. / MM	SET
SMXVHT50B	50-PC. Star Driver Set			
MT8BHS	T8H	1/4"	1-7/16" / 37	•
MT10BHS	T10H	1/4"	1-7/16" / 37	•
MT15BHS	T15H	1/4"	1-7/16" / 37	•
MT20BHS	T20H	1/4"	1-7/16" / 37	•
MT25BHS	T25H	1/4"	1-7/16" / 37	•
MT27BHS	T27H	1/4"	1-7/16" / 37	•
XT30BHS	T30H	3/8"	1-7/8" / 48	•
XT40BHS	T40H	3/8"	1-7/8" / 48	•
XT45BHS	T45H	3/8"	1-7/8" / 48	•
XT47BHS	T47H	3/8"	1-7/8" / 48	•
XT50BHS	T50H	3/8"	1-7/8" / 48	•
XT55BHS	T55H	3/8"	1-7/8" / 48	•
XH86B	1/4"	3/8"	2-3/4" / 70	•
XH46B	1/8"	3/8"	2-3/4" / 70	•
XH56B	5/32"	3/8"	2-3/4" / 70	•
XH66B	3/16"	3/8"	2-3/4" / 70	•
XH76B	7/32"	3/8"	2-3/4" / 70	•
XH106B	5/16"	3/8"	2-3/4" / 70	•
XH126B	3/8"	3/8"	2-3/4" / 70	•
XH4MMB	4mm	3/8"	2-3/4" / 70	•
XH5MMB	5mm	3/8"	2-3/4" / 70	•
XH6MMB	6mm	3/8"	2-3/4" / 70	•
XH7MMB	7mm	3/8"	2-3/4" / 70	•
XH8MMB	8mm	3/8"	2-3/4" / 70	•
XH9MMB	9mm	3/8"	2-3/4" / 70	•
XH10MMB	10mm	3/8"	2-3/4" / 70	•

WARNING: Chrome sockets and attachments should only be used with hand-operated handles. Star drivers (or sockets when appropriate) are for use with Torx® fasteners, a registered trademark of Acument Intellectual Properties, LLC.



PRODUCT #	SIZE	DRIVE SIZE	OVERALL LENGTH	OVERALL LENGTH (MM)	SET
SMXT25B	25-PC. Star Driver Set				
MT8BS	T8	1/4"	1-1/32	26	•
MT8BHS	T8H	1/4"	1-29/64	37	•
MT10BS	T10	1/4"	1-1/32	26	•
MT10BHS	T10H	1/4"	1-29/64	37	•
MT15BS	T15	1/4"	1-1/32	26	•
MT15BHS	T15H	1/4"	1-29/64	37	•
MT20BS	T20	1/4"	1-1/32	26	•
MT20BHS	T20H	1/4"	1-29/64	37	•
MT25BS	T25	1/4"	1-1/32	26	•
MT25BHS	T25H	1/4"	1-29/64	37	•
MT27BS	T27	1/4"	1-29/64	37	•
MT27BHS	T27H	1/4"	1-29/64	37	•
VT60BS	T60	1/2"	1-13/16	46	•
XT30BS	T30	3/8"	1-11/32	34	•
XT30BHS	T30H	3/8"	1-57/64	48	•
XT40BS	T40	3/8"	1-11/32	34	•
XT40BHS	T40H	3/8"	1-57/64	48	•
XT45BS	T45	3/8"	1-11/32	34	•
XT45BHS	T45H	3/8"	1-57/64	48	•
XT47BS	T47	3/8"	1-11/32	34	•
XT47BHS	T47H	3/8"	1-57/64	48	•
XT50BS	T50	3/8"	1-11/32	34	•
XT50BHS	T50H	3/8"	1-57/64	48	•
XT55BS	T55	3/8"	1-11/32	34	•
XT55BHS	T55H	3/8"	1-57/64	48	•

SMXT25B
MASTER STAR DRIVER SET

- High-strength steel for durability
- High-polish chrome set



SXMTS9B
9-PC. 3/8\"/>

PRODUCT #	SIZE	DRIVE SIZE	OVERALL LENGTH IN. / MM	SET
SXMTS9B	9-PC. Metric Triple Square Driver Set			
XTS4MM	4	3/8"	1-9/16" / 39.7	•
XTS5MM	5	3/8"	1-9/16" / 39.7	•
XTS6MM	6	3/8"	1-9/16" / 39.7	•
XTS8MM	8	3/8"	1-9/16" / 39.7	•
XTS10MM	10	3/8"	1-9/16" / 39.7	•
XTS12MM	12	3/8"	1-9/16" / 39.7	•
XTS13MM	13	3/8"	1-9/16" / 39.7	•
XTS14MM	14	3/8"	1-9/16" / 39.7	•
XTS16MM	16	3/8"	1-9/16" / 39.7	•



SXMTSH8B
**8-PC. TAMPER-RESISTANT
TRIPLE SQUARE DRIVER SET**

PRODUCT #	SIZE	DRIVE SIZE	OVERALL LENGTH IN. / MM	SET
SXMTSH8B	8-PC. Tamper Resistant Triple-Square Driver Set			
XTSH4MM	4	3/8"	1-9/16" / 39.7	•
XTSH5MM	5	3/8"	1-9/16" / 39.7	•
XTSH6MM	6	3/8"	1-9/16" / 39.7	•
XTSH8MM	8	3/8"	1-9/16" / 39.7	•
XTSH10MM	10	3/8"	1-9/16" / 39.7	•
XTSH12MM	12	3/8"	1-9/16" / 39.7	•
XTSH14MM	14	3/8"	1-9/16" / 39.7	•
XTSH16MM	16	3/8"	1-9/16" / 39.7	•



SXMTSP8PT
8-PC. 3/8\"/>

PRODUCT #	SIZE	DRIVE SIZE	OVERALL LENGTH IN. / MM	SET
SXMTSP8PT	8-PC. 3/8\"/> 			
XTSP5MM	5	3/8"	1-1/8" / 28	•
XTSP6MM	6	3/8"	1-1/8" / 28	•
XTSP8MM	8	3/8"	1-1/8" / 28	•
XTSP10MM	10	3/8"	1-1/8" / 28	•
XTSP12MM	12	3/8"	1-1/8" / 28	•
XTSP13MM	13	3/8"	1-1/8" / 28	•
XTSP14MM	14	3/8"	1-1/8" / 28	•
XTSP16MM	16	3/8"	1-1/8" / 28	•

DRIVER SETS

TORX® AND TRIPLE SQUARE DRIVER SETS



STPMXVE11B
11-PC. INVERTED STAR PLUS
IMPACT SOCKET SET

PRODUCT #	SIZE	DRIVE SIZE	OVERALL LENGTH IN. / MM	
STPMXVE11B 11-PC. Inverted Star Plus Impact Socket Set				
MTPE6S	E6	1/4"	1" / 25.4	•
MTPE7S	E6	1/4"	1" / 25.4	•
MTPE8S	E8	1/4"	1" / 25.4	•
MTPE10S	E10	1/4"	1" / 25.4	•
XTPE12S	E12	3/8"	1-1/4" / 32	•
XTPE14S	E14	3/8"	1-1/4" / 32	•
XTPE16S	E16	3/8"	1-1/4" / 32	•
XTPE18S	E18	3/8"	1-1/4" / 32	•
VTPE20S	E20	1/2"	1-1/2" / 48	•
VTPE22S	E22	1/2"	1-1/2" / 48	•
VTPE24S	E24	1/2"	1-1/2" / 48	•



SMXVE13B
13-PC. EXTERNAL
STAR SOCKET SET

PRODUCT #	SIZE	DRIVE SIZE	OVERALL LENGTH IN. / MM	
SMXVE13B 13-PC. External Star Socket Set				
ME4S	E4	1/4"	1" / 25.4	•
ME5S	E5	1/4"	1" / 25.4	•
ME6S	E6	1/4"	1" / 25.4	•
ME7S	E7	1/4"	1" / 25.4	•
ME8S	E8	1/4"	1" / 25.4	•
XE10S	E10	3/8"	1-1/8" / 28.6	•
XE12S	E12	3/8"	1-1/8" / 28.6	•
XE14S	E14	3/8"	1-1/8" / 28.6	•
XE16S	E16	3/8"	1-1/8" / 28.6	•
VE18S	E18	1/2"	1-1/8" / 28.6	•
VE20S	E20	1/2"	1-1/8" / 28.6	•
VE22S	E22	1/2"	1-1/8" / 28.6	•
VE24S	E24	1/2"	1-1/8" / 28.6	•



SXMTSPL8PT
8-PC. LONG IMPACT
TRIPLE-SQUARE DRIVER SET

PRODUCT #	SIZE	DRIVE SIZE	OVERALL LENGTH IN. / MM	
SXMTSPL8PT 8-PC. Long Impact Triple-Square Driver Set				
XTSPL5MM	5	3/8"	4" / 100	•
XTSPL6MM	6	3/8"	4" / 100	•
XTSPL8MM	8	3/8"	4" / 100	•
XTSPL10MM	10	3/8"	4" / 100	•
XTSPL12MM	12	3/8"	4" / 100	•
XTSPL13MM	13	3/8"	4" / 100	•
XTSPL14MM	14	3/8"	4" / 100	•
XTSPL16MM	16	3/8"	4" / 100	•



SXVMTSL8B
LONG METRIC TRIPLE
SQUARE BITS AND SET

PRODUCT #	SIZE	DRIVE SIZE	OVERALL LENGTH IN. / MM	SET
SXVMTSL8B 8-PC. Long Metric Triple Square Bit Set				
XTSL4MM	4	3/8"	5" / 127	•
XTSL5MM	5	3/8"	5" / 127	•
XTSL6MM	6	3/8"	5" / 127	•
XTSL8MM	8	3/8"	5" / 127	•
XTSL10MM	10	3/8"	5" / 127	•
VTSL12MM	12	1/2"	5" / 127	•
VTSL14MM	14	1/2"	5" / 127	•
VTSL16MM	16	1/2"	5" / 127	•





SMXUTSH11B
UNIVERSAL 5-PT. STAR
TAMPER-RESISTANT DRIVER SET

PRODUCT #	SIZE	DRIVE SIZE	OVERALL LENGTH IN. / MM	SET
SMXUTSH11B	11-PC. Universal 5-PT. Star Tamper-Resistant Driver Set			
MUTS10H	TS10H	1/4"	2-1/16" / 52.4	•
MUTS15H	TS15H	1/4"	2-1/16" / 52.4	•
MUTS20H	TS20H	1/4"	2-1/16" / 52.4	•
MUTS25H	TS25H	1/4"	2-1/16" / 52.4	•
MUTS27H	TS27H	1/4"	2-1/16" / 52.4	•
MUTS30H	TS30H	1/4"	2-1/16" / 52.4	•
MUTS8H	TS8H	1/4"	2-1/16" / 52.4	•
XUTS40H	TS40H	3/8"	2-1/16" / 52.4	•
XUTS45H	TS45H	3/8"	2-1/16" / 52.4	•
XUTS50H	TS50H	3/8"	2-1/16" / 52.4	•
XUTS55H	TS55H	3/8"	2-1/16" / 52.4	•



SXUE9B
UNIVERSAL INVERTED STAR
DRIVERS AND SET

PRODUCT #	SIZE	DRIVE SIZE	OVERALL LENGTH IN. / MM	SET
SXUE9B	9-PC. Universal Inverted Star Driver Set			
XUE4S	E4	3/8"	2-1/16" / 52.4	•
XUE5S	E5	3/8"	2-1/16" / 52.4	•
XUE6S	E6	3/8"	2-1/16" / 52.4	•
XUE7S	E7	3/8"	2-1/16" / 52.4	•
XUE8S	E8	3/8"	2-1/16" / 52.4	•
XUE10S	E10	3/8"	2-1/16" / 52.4	•
XUE12S	E12	3/8"	2-1/16" / 52.4	•
XUE14S	E14	3/8"	2-1/16" / 52.4	•
XUE16S	E16	3/8"	2-1/16" / 52.4	•



SMXUT11HB
UNIVERSAL TAMPER-RESISTANT
STAR BIT DRIVERS AND SET

PRODUCT #	SIZE	DRIVE SIZE	OVERALL LENGTH IN. / MM	SET
SMXUT11HB	11-PC. Universal Tamper-Resistant Star Driver Set			
MUT8H	T8H	1/4"	2-1/16" / 52.4	•
MUT10H	T10H	1/4"	2-1/16" / 52.4	•
MUT15H	T15H	1/4"	2-1/16" / 52.4	•
MUT20H	T20H	1/4"	2-1/16" / 52.4	•
MUT25H	T25H	1/4"	2-1/16" / 52.4	•
MUT27H	T27H	1/4"	2-1/16" / 52.4	•
MUT30H	T30H	1/4"	2-1/16" / 52.4	•
XUT40H	T40H	3/8"	2-1/16" / 52.4	•
XUT45H	T45H	3/8"	2-1/16" / 52.4	•
XUT50H	T50H	3/8"	2-1/16" / 52.4	•
XUT55H	T55H	3/8"	2-1/16" / 52.4	•

SXVMUTS8B
UNIVERSAL TRIPLE-SQUARE
DRIVERS AND SET

PRODUCT #	SIZE	DRIVE SIZE	OVERALL LENGTH IN. / MM	SET
SXVMUTS8B	8-PC. Universal Triple Square Driver Set			
XUTS4MM	4	3/8"	2-5/8" / 66.7	•
XUTS5MM	5	3/8"	2-5/8" / 66.7	•
XUTS6MM	6	3/8"	2-5/8" / 66.7	•
XUTS8MM	8	3/8"	2-5/8" / 66.7	•
XUTS10MM	10	3/8"	2-5/8" / 66.7	•
VUTS12MM	12	1/2"	3" / 76.2	•
VUTS14MM	14	1/2"	3" / 76.2	•
VUTS16MM	16	1/2"	3" / 76.2	•




SMLT13PT
13-PC MID-LENGTH
STAR DRIVER SET

PRODUCT #	SIZE	DRIVE SIZE	OVERALL LENGTH IN. / MM	SET
SMLT13PT	13-PC. Mid length Star Driver Set			
MTML8	T8	1/4"	2-3/4" / 70	•
MTML10	T10	1/4"	2-3/4" / 70	•
MTML15	T15	1/4"	2-3/4" / 70	•
MTML20	T20	1/4"	2-3/4" / 70	•
MTML25	T25	1/4"	2-3/4" / 70	•
XTML27	T27	3/8"	2-3/4" / 70	•
XTML30	T30	3/8"	2-3/4" / 70	•
XTML40	T40	3/8"	2-3/4" / 70	•
XTML45	T45	3/8"	2-3/4" / 70	•
XTML47	T47	3/8"	2-3/4" / 70	•
XTML50	T50	3/8"	2-3/4" / 70	•
XTML55	T55	3/8"	2-3/4" / 70	•
VTML60	T60	3/8"	2-3/4" / 70	•



DRIVER SETS

STAR DRIVER SETS



SMXT62B

STAR DRIVERS, WRENCHES, AND SOCKETS SET

- For use on a wide range of Star fasteners
- Applications include internal (standard and Tamper-Resistant) and external Star fasteners
- Bits made of S2 steel for durability
- Socket drivers and wrenches feature a high-polish chrome finish for long lasting corrosion protection
- Packaged in blow-molded tray for easy storage and organization

PRODUCT #	SIZE	DRIVE SIZE	OVERALL LENGTH IN. / MM	SET
SMXT62B	62-PC. Star Driver and Wrench Set			
BE68	E6 x E8		4-7/16" / 112.7	•
BE1012	E10 x E12		5-1/2" / 139.7	•
BE1418	E14 x E18		7-1/8" / 181	•
MT68S	T6	1/4"	1-7/16" / 36.5	•
MT88S	T8	1/4"	1-7/16" / 36.5	•
MT108S	T10	1/4"	1-7/16" / 36.5	•
MT158S	T15	1/4"	1-7/16" / 36.5	•
MT208S	T20	1/4"	1-7/16" / 36.5	•
MT258S	T25	1/4"	1-7/16" / 36.5	•
MT278S	T27	1/4"	1-7/16" / 36.5	•
MT308S	T30	1/4"	1-7/16" / 36.5	•
XT408S	T40	3/8"	1-7/8" / 47.6	•
XT458S	T45	3/8"	1-7/8" / 47.6	•
XT478S	T47	3/8"	1-7/8" / 47.6	•
XT508S	T50	3/8"	1-7/8" / 47.6	•
VT558S	T55	1/2"	2-3/16" / 55.6	•
VT608S	T60	1/2"	2-3/16" / 55.6	•

PRODUCT #	SIZE	DRIVE SIZE	OVERALL LENGTH IN. / MM	SET
SMXT62B	62-PC. Star Driver and Wrench Set			
TKT6	T6	-	1-3/4" / 44.5	•
TKT8	T8	-	2" / 50.8	•
TKT9	T9	-	2" / 50.8	•
TKT10	T10	-	2-1/8" / 54	•
TKT15	T15	-	2-5/16" / 58.7	•
TKT20	T20	-	2-7/16" / 61.9	•
TKT25	T25	-	2-5/8" / 66.7	•
TKT27	T27	-	2-11/16" / 68.3	•
TKT30	T30	-	3" / 76.2	•
TKT40	T40	-	3-5/16" / 84.1	•
TKT45	T45	-	3-9/16" / 90.5	•
TKT50	T50	-	4-1/8" / 104.8	•
TKT55	T55	-	4-5/8" / 117.5	•
ME4S	E4	1/4"	1" / 25.4	•
ME5S	E5	1/4"	1" / 25.4	•
ME6S	E6	1/4"	1" / 25.4	•
ME7S	E7	1/4"	1" / 25.4	•
ME8S	E8	1/4"	1" / 25.4	•
XE10S	E10	3/8"	1-1/8" / 28.6	•
XE12S	E12	3/8"	1-1/8" / 28.6	•
XE14S	E14	3/8"	1-1/8" / 28.6	•
XE16S	E16	3/8"	1-1/8" / 28.6	•
VE18S	E18	1/2"	1-1/8" / 28.6	•
VE20S	E20	1/2"	1-1/8" / 28.6	•

PRODUCT #	SIZE	DRIVE SIZE	OVERALL LENGTH IN. / MM	SET
SMXT62B	62-PC. Star Driver and Wrench Set			
BTPTX6	T6	-	1" / 25.4	•
BTPTX7	T7	-	1" / 25.4	•
BTPTX8	T8	-	1" / 25.4	•
BTPTX9	T9	-	1" / 25.4	•
BTPTX10	T10	-	1" / 25.4	•
BTPTX15	T15	-	1" / 25.4	•
BTPTX20	T20	-	1" / 25.4	•
BTPTX25	T25	-	1" / 25.4	•
BTPTX27	T27	-	1" / 25.4	•
BTPTX30	T30	-	1" / 25.4	•
BTPTX40	T40	-	1" / 25.4	•
MT108HS	T10H	1/4"	1-7/16" / 36.5	•
MT158HS	T15H	1/4"	1-7/16" / 36.5	•
MT208HS	T20H	1/4"	1-7/16" / 36.5	•
MT258HS	T25H	1/4"	1-7/16" / 36.5	•
MT278HS	T27H	1/4"	1-7/16" / 36.5	•
MT308HS	T30H	1/4"	1-7/16" / 36.5	•
XT408HS	T40H	3/8"	1-7/8" / 47.6	•
XT458HS	T45H	3/8"	1-7/8" / 47.6	•
XT508HS	T50H	3/8"	1-7/8" / 47.6	•
VT558HS	T55H	1/2"	2-3/16" / 55.6	•


WARNING: Chrome sockets and attachments should only be used with hand-operated handles. Star fasteners for use with Torx® brand fasteners, a trademark of Acument Intellectual Properties, LLC

HEX DRIVER SETS



HEX DRIVER SETS

- S2 bits for long lasting performance
- High-polish, chrome-plated sockets for corrosion resistance
- Packaged in blow-molded tray for easy storage and organization



SXAS7PT



SXMAS8PT

SHORT HEX DRIVER SET

- Packaged in blow-molded tray for easy storage and organization

PRODUCT #	HEX SIZE	OVERALL LENGTH IN. / MM	SET	
SKA14B	14-PC. 3/8" Drive SAE and Metric Hex Driver Set			
SXA7PT	7-PC. 3/8" Drive SAE Hex Driver Set			
SXMA7PT	7-PC. 3/8" Drive Metric Hex Driver Set			
XH46B	1/8"	2-3/4" / 69.9	•	•
XH56B	5/32"	2-3/4" / 69.9	•	•
XH66B	3/16"	2-3/4" / 69.9	•	•
XH76B	7/32"	2-3/4" / 69.9	•	•
XH86B	1/4"	2-3/4" / 69.9	•	•
XH106B	5/16"	2-3/4" / 69.9	•	•
XH126B	3/8"	2-3/4" / 69.9	•	•
XH4MMB	4mm	2-3/4" / 69.9	•	•
XH5MMB	5mm	2-3/4" / 69.9	•	•
XH6MMB	6mm	2-3/4" / 69.9	•	•
XH7MMB	7mm	2-3/4" / 69.9	•	•
XH8MMB	8mm	2-3/4" / 69.9	•	•
XH9MMB	9mm	2-3/4" / 69.9	•	•
XH10MMB	10mm	2-3/4" / 69.9	•	•

PRODUCT #	HEX SIZE	OVERALL LENGTH IN. / MM	SET	
SKAS7PT	7-PC. 3/8" Drive SAE Short Hex Driver Set			
SXMAS8PT	8-PC. 3/8" Drive Metric Short Hex Driver Set			
XH46BS	1/8"	1-13/16" / 46		•
XH56BS	5/32"	1-13/16" / 46		•
XH66BS	3/16"	1-13/16" / 46		•
XH76BS	7/32"	1-13/16" / 46		•
XH86BS	1/4"	1-13/16" / 46		•
XH106BS	5/16"	1-13/16" / 46		•
XH126BS	3/8"	1-13/16" / 46		•
XH4MMBS	4mm	1-13/16" / 46	•	
XH5MMBS	5mm	1-13/16" / 46	•	
XH6MMBS	6mm	1-13/16" / 46	•	
XH7MMBS	7mm	1-13/16" / 46	•	
XH8MMBS	8mm	1-13/16" / 46	•	
XH9MMBS	9mm	1-13/16" / 46	•	
XH10MMBS	10mm	1-13/16" / 46	•	
XH11MMBS	11mm	1-13/16" / 46	•	



DRIVER SETS

HEX DRIVER SETS



SXASS16PT STUBBY HEX DRIVERS AND SET

PRODUCT #	SIZE	DRIVE SIZE	OVERALL LENGTH IN. / MM	SET
SXASS16PT	16-PC. Stubby Hex Driver Set			
MH4BSS	1/8"	1/4"	1" / 25.4	•
MH4.5BSS	9/64"	1/4"	1" / 25.4	•
MH5BSS	5/32"	1/4"	1" / 25.4	•
MH6BSS	3/16"	1/4"	1" / 25.4	•
XH76BSS	7/32"	3/8"	1-3/8" / 35	•
XH86BSS	1/4"	3/8"	1-3/8" / 35	•
XH106BSS	5/16"	3/8"	1-3/8" / 35	•
XH126BSS	3/8"	3/8"	1-3/8" / 35	•
MH3MMBSS	3	1/4"	1" / 25.4	•
MH4MMBSS	4	1/4"	1" / 25.4	•
MH5MMBSS	5	1/4"	1" / 25.4	•
MH6MMBSS	6	1/4"	1" / 25.4	•
XH7MMBSS	7	3/8"	1-3/8" / 35	•
XH8MMBSS	8	3/8"	1-3/8" / 35	•
XH9MMBSS	9	3/8"	1-3/8" / 35	•
XH10MMBSS	10	3/8"	1-3/8" / 35	•



SAE AND METRIC 3/8" SHORT HEX DRIVERS AND SETS

PRODUCT #	SIZE	DRIVE SIZE	OVERALL LENGTH IN. / MM	SET
SXAS7T	7-PC. SAE Short Hex Driver Set			
X46DS	1/8"	3/8"	1-13/16" / 46	•
X56DS	5/32"	3/8"	1-13/16" / 46	•
X66DS	3/16"	3/8"	1-13/16" / 46	•
X76DS	7/32"	3/8"	1-13/16" / 46	•
X86DS	1/4"	3/8"	1-13/16" / 46	•
X106DS	5/16"	3/8"	1-13/16" / 46	•
X126DS	3/8"	3/8"	1-13/16" / 46	•
XT30	Metal Tray			

PRODUCT #	SIZE	DRIVE SIZE	OVERALL LENGTH IN. / MM	SET
SXMAS7T	7-PC. Metric Short Hex Driver Set			
XDS4MM	4	3/8"	1-3/4" / 44.5	•
XDS5MM	5	3/8"	1-3/4" / 44.5	•
XDS6MM	6	3/8"	1-3/4" / 44.5	•
XDS7MM	7	3/8"	1-3/4" / 44.5	•
XDS8MM	8	3/8"	1-3/4" / 44.5	•
XDS9MM	9	3/8"	1-3/4" / 44.5	•
XDS10MM	10	3/8"	1-3/4" / 44.5	•
XT30	Metal Tray			



SAE AND METRIC 3/8" HEX DRIVERS AND SETS

PRODUCT #	SIZE	DRIVE SIZE	OVERALL LENGTH IN. / MM	SET
SXA7T	7-PC. SAE Hex Driver Set			
X46D	1/8"	3/8"	2-11/16" / 68.3	•
X56D	5/32"	3/8"	2-11/16" / 68.3	•
X66D	3/16"	3/8"	2-11/16" / 68.3	•
X76D	7/32"	3/8"	2-11/16" / 68.3	•
X86D	1/4"	3/8"	2-11/16" / 68.3	•
X106D	5/16"	3/8"	2-11/16" / 68.3	•
X126D	3/8"	3/8"	2-11/16" / 68.3	•
XT34Y	Metal Tray			

PRODUCT #	SIZE	DRIVE SIZE	OVERALL LENGTH IN. / MM	SET
SXMA7T	7-PC. Metric Hex Driver Set			
XD4MM	4	3/8"	2-3/4" / 69.9	•
XD5MM	5	3/8"	2-3/4" / 69.9	•
XD6MM	6	3/8"	2-3/4" / 69.9	•
XD7MM	7	3/8"	2-3/4" / 69.9	•
XD8MM	8	3/8"	2-3/4" / 69.9	•
XD9MM	9	3/8"	2-3/4" / 69.9	•
XD10MM	10	3/8"	2-3/4" / 69.9	•
XT34Y	Metal Tray			



SAE AND METRIC 1/2" HEX DRIVERS AND SETS

PRODUCT #	SIZE	DRIVE SIZE	OVERALL LENGTH IN. / MM	SET
SVH7PTA	7-PC. SAE Hex Driver Set			
VH10BS	5/16"	1/2"	3-1/4" / 82.6	•
VH12BS	3/8"	1/2"	3-1/4" / 82.6	•
VH14BS	7/16"	1/2"	3-1/4" / 82.6	•
VH16BS	1/2"	1/2"	3-5/8" / 92	•
VH18BS	9/16"	1/2"	3-5/8" / 92	•
VH20BS	5/8"	1/2"	4" / 101.6	•
VH24BS	3/4"	1/2"	4" / 101.6	•

PRODUCT #	SIZE	DRIVE SIZE	OVERALL LENGTH IN. / MM	SET
SVHM10PT	10-PC. Metric Hex Driver Set			
VH6MMBS	6	1/2"	3-1/4" / 82.6	•
VH8MMBS	8	1/2"	3-1/4" / 82.6	•
VH10MMBS	10	1/2"	3-1/4" / 82.6	•
VH12MMBS	12	1/2"	3-1/4" / 82.6	•
VH13MMBS	13	1/2"	3-5/8" / 92	•
VH14MMBS	14	1/2"	3-5/8" / 92	•
VH15MMBS	15	1/2"	3-5/8" / 92	•
VH17MMBS	17	1/2"	4" / 101.6	•
VH18MMBS	18	1/2"	4" / 101.6	•
VH19MMBS	19	1/2"	4" / 101.6	•

WARNING: Chrome sockets and attachments should only be used with hand-operated handles.





SAE AND METRIC 1/4" HEX DRIVERS AND SET

PRODUCT #	SIZE	DRIVE SIZE	OVERALL LENGTH IN. / MM	SET
SMH17PT	17-PC. Metric Hex Driver Set			
MH2BS	1/16"	1/4"	1-7/8" / 47.6	•
MH2.5BS	5/64"	1/4"	1-7/8" / 47.6	•
MH3BS	3/32"	1/4"	1-7/8" / 47.6	•
MH3.5BS	7/64"	1/4"	1-7/8" / 47.6	•
MH4BS	1/8"	1/4"	1-7/8" / 47.6	•
MH4.5BS	9/64"	1/4"	1-7/8" / 47.6	•
MH5BS	5/32"	1/4"	1-7/8" / 47.6	•
MH6BS	3/16"	1/4"	1-7/8" / 47.6	•
MH7BS	7/32"	1/4"	1-7/8" / 47.6	•
MH8BS	1/4"	1/4"	1-7/8" / 47.6	•
MH1.5MMBS	1.5	1/4"	1-7/8" / 47.6	•
MH2MMBS	2	1/4"	1-7/8" / 47.6	•
MH2.5MMBS	2.5	1/4"	1-7/8" / 47.6	•
MH3MMBS	3	1/4"	1-7/8" / 47.6	•
MH4MMBS	4	1/4"	1-7/8" / 47.6	•
MH5MMBS	5	1/4"	1-7/8" / 47.6	•
MH6MMBS	6	1/4"	1-7/8" / 47.6	•



**SKAP15B
15-PC. 3/8" DRIVE
IMPACT HEX DRIVER SET**

PRODUCT #	SIZE	DRIVE SIZE	OVERALL LENGTH IN. / MM	SET
SKAP15B	15-PC. 3/8" Drive Impact Hex Driver Set			
XHP4MMB	4mm	3/8"	2-3/8" / 60	•
XHP5MMB	5mm	3/8"	2-3/8" / 60	•
XHP6MMB	6mm	3/8"	2-3/8" / 60	•
XHP7MMB	7mm	3/8"	2-3/8" / 60	•
XHP8MMB	8mm	3/8"	2-3/8" / 60	•
XHP10MMB	10mm	3/8"	2-3/8" / 60	•
XHP11MMB	11mm	3/8"	2-3/8" / 60	•
XHP12MMB	12mm	3/8"	2-3/8" / 60	•
XHP6GB	3/16"	3/8"	2-3/8" / 60	•
XHP7GB	7/32"	3/8"	2-3/8" / 60	•
XHP8GB	1/4"	3/8"	2-3/8" / 60	•
XHP10GB	5/16"	3/8"	2-3/8" / 60	•
XHP12GB	3/8"	3/8"	2-3/8" / 60	•
XHP14GB	7/16"	3/8"	2-3/8" / 60	•
XHP16GB	1/2"	3/8"	2-3/8" / 60	•



**SKALB7PT
SAE LONG SPEED HEX
DRIVERS AND SET**

PRODUCT #	SIZE	DRIVE SIZE	OVERALL LENGTH IN. / MM	SET
SKALB7PT	7-PC. 3/8" Drive SAE Long Speed Hex Driver Set			
XH46BL	1/8"	3/8"	6-1/8" / 155.6	•
XH56BL	5/32"	3/8"	6-1/8" / 155.6	•
XH66BL	3/16"	3/8"	6-1/8" / 155.6	•
XH76BL	7/32"	3/8"	6-1/8" / 155.6	•
XH86BL	1/4"	3/8"	6-1/8" / 155.6	•
XH106BL	5/16"	3/8"	6-1/8" / 155.6	•
XH126BL	3/8"	3/8"	6-1/8" / 155.6	•



**SKAL7PTA
7-PC. 3/8" DRIVE LONG
SAE HEX DRIVER SET**

PRODUCT #	SIZE	DRIVE SIZE	OVERALL LENGTH IN. / MM	SET
SKAL7PTA	7-PC. 3/8" Drive SAE Long Speed Hex Driver Set			
XH46L	1/8"	3/8"	6-1/8" / 155.6	•
XH56L	5/32"	3/8"	6-1/8" / 155.6	•
XH66L	3/16"	3/8"	6-1/8" / 155.6	•
XH76L	7/32"	3/8"	6-1/8" / 155.6	•
XH86L	1/4"	3/8"	6-1/8" / 155.6	•
XH106L	5/16"	3/8"	6-1/8" / 155.6	•
XH126L	3/8"	3/8"	6-1/8" / 155.6	•



**SXMAL8PTA
8-PC. 3/8" DRIVE LONG
METRIC HEX DRIVER SET**

PRODUCT #	SIZE	DRIVE SIZE	OVERALL LENGTH IN. / MM	SET
SXMAL8PTA	8-PC. 3/8" Drive Metric Long Speed Hex Driver Set			
XH3MML	3	3/8"	6-1/8" / 155.6	•
XH4MML	4	3/8"	6-1/8" / 155.6	•
XH5MML	5	3/8"	6-1/8" / 155.6	•
XH6MML	6	3/8"	6-1/8" / 155.6	•
XH7MML	7	3/8"	6-1/8" / 155.6	•
XH8MML	8	3/8"	6-1/8" / 155.6	•
XH9MML	9	3/8"	6-1/8" / 155.6	•
XH10MML	10	3/8"	6-1/8" / 155.6	•



**SXMALB8PT
METRIC LONG SPEED
HEX DRIVERS AND SET**

PRODUCT #	SIZE	DRIVE SIZE	OVERALL LENGTH IN. / MM	SET
SXMALB8PT	8-PC. 3/8" Drive Metric Long Speed Hex Driver Set			
XH3MMBL	3	3/8"	6-1/8" / 155.6	•
XH4MMBL	4	3/8"	6-1/8" / 155.6	•
XH5MMBL	5	3/8"	6-1/8" / 155.6	•
XH6MMBL	6	3/8"	6-1/8" / 155.6	•
XH7MMBL	7	3/8"	6-1/8" / 155.6	•
XH8MMBL	8	3/8"	6-1/8" / 155.6	•
XH9MMBL	9	3/8"	6-1/8" / 155.6	•
XH10MMBL	10	3/8"	6-1/8" / 155.6	•

DRIVER SETS

BIT AND DRIVER SETS



T60
1/2" DRIVE TORX® DRIVER

PRODUCT #	HEX SIZE	OVERALL LENGTH IN. / MM
T60	12	2-1/2" / 63.5



T70V
1/2" DRIVE TORX® DRIVER

- Designed for brake retaining bolts and torque converter drain plugs
- S2 Industrial strength bits

SMXH53B
53-PC. MASTER HEX DRIVER SET

- Bits made of S2 steel for long lasting durability
- Drive ends feature high-polish, chrome-plated finish for easy clean-up and corrosion protection

1/4" DRIVE

PRODUCT #	DRIVER STYLE	OVERALL LENGTH IN. / MM	SET
SMXH53B	53-PC. Stubby Hex Driver Set		
MH4BSS	1/8" Stubby	1" / 25.4	•
MH4.5BSS	9/64" Stubby	1" / 25.4	•
MH5BSS	5/32" Stubby	1" / 25.4	•
MH6BSS	3/16" Stubby	1" / 25.4	•
MH3MMBSS	3mm Stubby	1" / 25.4	•
MH4MMBSS	4mm Stubby	1" / 25.4	•
MH5MMBSS	5mm Stubby	1" / 25.4	•
MH6MMBSS	6mm Stubby	1" / 25.4	•
MH2BS	1/16"	1-7/8" / 47.6	•
MH2.5BS	5/64"	1-7/8" / 47.6	•
MH3BS	3/32"	1-7/8" / 47.6	•
MH3.5BS	7/64"	1-7/8" / 47.6	•
MH1.5MMBS	1.5mm	1-7/8" / 47.6	•
MH2MMBS	2mm	1-7/8" / 47.6	•
MH2.5MMBS	2.5mm	1-7/8" / 47.6	•
MH3MMBS	3mm	1-7/8" / 47.6	•

3/8" DRIVE

PRODUCT #	DRIVER STYLE	OVERALL LENGTH IN. / MM	SET
SMXH53B	53-PC. Stubby Hex Driver Set		
XH76BSS	7/32" Stubby	1-3/8" / 35	•
XH86BSS	1/4" Stubby	1-3/8" / 35	•
XH106BSS	5/16" Stubby	1-3/8" / 35	•
XH126BSS	3/8" Stubby	1-3/8" / 35	•
XH7MMBSS	7mm Stubby	1-3/8" / 35	•
XH8MMBSS	8mm Stubby	1-3/8" / 35	•
XH9MMBSS	9mm Stubby	1-3/8" / 35	•
XH10MMBSS	10mm Stubby	1-3/8" / 35	•
XB46D	1/8" Speed	2-3/4" / 69.9	•
XB56D	5/32" Speed	2-3/4" / 69.9	•
XB66D	3/16" Speed	2-3/4" / 69.9	•
XB76D	7/32" Speed	2-3/4" / 69.9	•
XB86D	1/4" Speed	2-3/4" / 69.9	•
XB106D	5/16" Speed	2-3/4" / 69.9	•
XB126D	3/8" Speed	2-3/4" / 69.9	•
XB3MM	3mm Speed	2-3/4" / 69.9	•
XB4MM	4mm Speed	2-3/4" / 69.9	•
XB5MM	5mm Speed	2-3/4" / 69.9	•

3/8" DRIVE

PRODUCT #	DRIVER STYLE	OVERALL LENGTH IN. / MM	SET
SMXH53B	53-PC. Stubby Hex Driver Set		
XB6MM	6mm Speed	2-3/4" / 69.9	•
XB7MM	7mm Speed	2-3/4" / 69.9	•
XB8MM	8mm Speed	2-3/4" / 69.9	•
XB9MM	9mm Speed	2-3/4" / 69.9	•
XB10MM	10mm Speed	2-3/4" / 69.9	•
XH46B	1/8"	2-3/4" / 69.9	•
XH56B	5/32"	2-3/4" / 69.9	•
XH66B	3/16"	2-3/4" / 69.9	•
XH76B	7/32"	2-3/4" / 69.9	•
XH86B	1/4"	2-3/4" / 69.9	•
XH106B	5/16"	2-3/4" / 69.9	•
XH126B	3/8"	2-3/4" / 69.9	•
XH4MMB	4mm	2-3/4" / 69.9	•
XH5MMB	5mm	2-3/4" / 69.9	•
XH6MMB	6mm	2-3/4" / 69.9	•
XH7MMB	7mm	2-3/4" / 69.9	•
XH8MMB	8mm	2-3/4" / 69.9	•
XH9MMB	9mm	2-3/4" / 69.9	•
XH10MMB	10mm	2-3/4" / 69.9	•

WARNING: Chrome sockets and attachments should only be used with hand-operated handles.



SXH60B
60-PC. MASTER HEX DRIVER SET

PRODUCT #	SIZE	DRIVE SIZE	OVERALL LENGTH IN. / MM	SET
SXH60B	60-PC. Master Hex Driver Set			
MH3MMBSS	3mm	1/4"	1" / 25.4	•
MH4MMBSS	4mm	1/4"	1" / 25.4	•
MH5MMBSS	5mm	1/4"	1" / 25.4	•
MH6MMBSS	6mm	1/4"	1" / 25.4	•
XH7MMBSS	7mm	3/8"	1-3/8" / 35	•
XH8MMBSS	8mm	3/8"	1-3/8" / 35	•
XH9MMBSS	9mm	3/8"	1-3/8" / 35	•
XH10MMBSS	10mm	3/8"	1-3/8" / 35	•
MH4BSS	1/8"	1/4"	1" / 25.4	•
MH4.5BSS	9/64"	1/4"	1" / 25.4	•
MH5BSS	5/32"	1/4"	1" / 25.4	•
MH6BSS	3/16"	1/4"	1" / 25.4	•
XH76BSS	7/32"	3/8"	1-3/8" / 35	•
XH86BSS	1/4"	3/8"	1-3/8" / 35	•
XH106BSS	5/16"	3/8"	1-3/8" / 35	•
XH126BSS	3/8"	3/8"	1-3/8" / 35	•
XH4MMBS	4MM	3/8"	1-13/16" / 46	•
XH5MMBS	5MM	3/8"	1-13/16" / 46	•
XH6MMBS	6MM	3/8"	1-13/16" / 46	•
XH7MMBS	7MM	3/8"	1-13/16" / 46	•

PRODUCT #	SIZE	DRIVE SIZE	OVERALL LENGTH IN. / MM	SET
SXH60B	60-PC. Master Hex Driver Set			
XH8MMBS	8MM	3/8"	1-13/16" / 46	•
XH9MMBS	9MM	3/8"	1-13/16" / 46	•
XH10MMBS	10MM	3/8"	1-13/16" / 46	•
XH11MMBS	11MM	3/8"	1-13/16" / 46	•
XH46BS	1/8"	3/8"	1-13/16" / 46	•
XH56BS	5/32"	3/8"	1-13/16" / 46	•
XH66BS	3/16"	3/8"	1-13/16" / 46	•
XH76BS	7/32"	3/8"	1-13/16" / 46	•
XH86BS	1/4"	3/8"	1-13/16" / 46	•
XH106BS	5/16"	3/8"	1-13/16" / 46	•
XH126BS	3/8"	3/8"	1-13/16" / 46	•
XH4MMB	4MM	3/8"	2-3/4" / 69.9	•
XH5MMB	5MM	3/8"	2-3/4" / 69.9	•
XH6MMB	6MM	3/8"	2-3/4" / 69.9	•
XH7MMB	7MM	3/8"	2-3/4" / 69.9	•
XH8MMB	8MM	3/8"	2-3/4" / 69.9	•
XH9MMB	9MM	3/8"	2-3/4" / 69.9	•
XH10MMB	10MM	3/8"	2-3/4" / 69.9	•
XH46B	1/8"	3/8"	2-3/4" / 69.9	•
XH56B	5/32"	3/8"	2-3/4" / 69.9	•

PRODUCT #	SIZE	DRIVE SIZE	OVERALL LENGTH IN. / MM	SET
SXH60B	60-PC. Master Hex Driver Set			
XH66B	3/16"	3/8"	2-3/4" / 69.9	•
XH76B	7/32"	3/8"	2-3/4" / 69.9	•
XH86B	1/4"	3/8"	2-3/4" / 69.9	•
XH106B	5/16"	3/8"	2-3/4" / 69.9	•
XH126B	3/8"	3/8"	2-3/4" / 69.9	•
XH3MML	3MM	3/8"	6-1/8" / 155.6	•
XH4MML	4MM	3/8"	6-1/8" / 155.6	•
XH5MML	5MM	3/8"	6-1/8" / 155.6	•
XH6MML	6MM	3/8"	6-1/8" / 155.6	•
XH7MML	7MM	3/8"	6-1/8" / 155.6	•
XH8MML	8MM	3/8"	6-1/8" / 155.6	•
XH9MML	9MM	3/8"	6-1/8" / 155.6	•
XH10MML	10MM	3/8"	6-1/8" / 155.6	•
XH46L	1/8"	3/8"	6-1/8" / 155.6	•
XH56L	5/32"	3/8"	6-1/8" / 155.6	•
XH66L	3/16"	3/8"	6-1/8" / 155.6	•
XH76L	7/32"	3/8"	6-1/8" / 155.6	•
XH86L	1/4"	3/8"	6-1/8" / 155.6	•
XH106L	5/16"	3/8"	6-1/8" / 155.6	•
XH126L	3/8"	3/8"	6-1/8" / 155.6	•



DRIVER SETS

BIT AND DRIVER SETS



PHILLIPS® DRIVERS



PRODUCT #	POINT SIZE	DRIVE SIZE	OVERALL LENGTH IN. / MM
482	#2	3/8"	2" / 50.8
483	#3	3/8"	2" / 50.8
M2SPD	#2	1/4"	1-3/16" / 30.2



3/8" DRIVE SAE SLOTTED DRIVER



PRODUCT #	TIP THICKNESS	TIP WIDTH	OVERALL LENGTH IN. / MM
K2SDA	3/50"	7/16"	1-7/8" / 47.6

WARNING: Should only be used with hand-operated handles and ratchets.



3/8" DRIVE PHILLIPS® DRIVERS

PRODUCT #	POINT SIZE	OVERALL LENGTH IN. / MM
832A	#2	2-5/8" / 66.7
833A	#3	2-5/8" / 66.7
834A	#4	2-5/8" / 66.7

WARNING: Should only be used with hand-operated handles and ratchets.



SXAB15B SAE AND METRIC SPEED HEX BITS AND SET

PRODUCT #	SIZE	DRIVE SIZE	OVERALL LENGTH IN. / MM	SET
SXAB15B	15-PC. SAE and Metric Speed Hex Bit Set			
XB46D	1/8"	3/8"	2-3/4" / 69.9	•
XB56D	5/32"	3/8"	2-3/4" / 69.9	•
XB66D	3/16"	3/8"	2-3/4" / 69.9	•
XB76D	7/32"	3/8"	2-3/4" / 69.9	•
XB86D	1/4"	3/8"	2-3/4" / 69.9	•
XB106D	5/16"	3/8"	2-3/4" / 69.9	•
XB126D	3/8"	3/8"	2-3/4" / 69.9	•
XB03MM	3	3/8"	2-3/4" / 69.9	•
XB04MM	4	3/8"	2-3/4" / 69.9	•
XB05MM	5	3/8"	2-3/4" / 69.9	•
XB06MM	6	3/8"	2-3/4" / 69.9	•
XB07MM	7	3/8"	2-3/4" / 69.9	•
XB08MM	8	3/8"	2-3/4" / 69.9	•
XB09MM	9	3/8"	2-3/4" / 69.9	•
XB010MM	10	3/8"	2-3/4" / 69.9	•



HEX IMPACT INSERT AND DRIVER SETS

PRODUCT #	SIZE	DRIVE SIZE	OVERALL LENGTH	SET
SVA15B	15-PC. SAE and Metric Hex Insert and Driver Set			
SVA7B	7-PC. SAE Hex Insert and Driver Set			
SVAM8B	8-PC. Metric Hex Insert and Driver Set			
AI10A	5/16"	1/2"	1-1/2" / 38	• •
AI12A	3/8"	1/2"	1-1/2" / 38	• •
AI14A	7/16"	1/2"	1-1/2" / 38	• •
AI16A	1/2"	1/2"	1-1/2" / 38	• •
AI18A	9/16"	1/2"	1-1/2" / 38	• •
AI20A	5/8"	1/2"	1-1/2" / 38	• •
AI24A	3/4"	1/2"	1-1/2" / 38	• •
AI8MMA	8	1/2"	1-1/2" / 38	• •
AI10MMA	10	1/2"	1-1/2" / 38	• •
AI12MMA	12	1/2"	1-1/2" / 38	• •
AI13MMA	13	1/2"	1-1/2" / 38	• •
AI14MMA	14	1/2"	1-1/2" / 38	• •
AI15MMA	15	1/2"	1-1/2" / 38	• •
AI17MMA	17	1/2"	1-1/2" / 38	• •
AI19MMA	19	1/2"	1-1/2" / 38	• •
VP146DA	Socket Driver			• • •

WARNING: Chrome sockets and attachments should only be used with hand-operated handles.



SXVBR24B**24-PC. RIBE POWER BIT SET**

- Ideal for use on late model VW®, Audi®, and Fiat®
- Applications include cylinder heads, headlights, and transmission fill plugs
- Bits are made of industrial strength S2 steel

INCLUDES:

3/8" and 1/2" Drive Adapters

PRODUCT #	SIZE	DRIVE SIZE	OVERALL LENGTH IN. / MM	SET
SXVBR24B	24-PC. Ribe Power Bit Set			
BIT-RM4	M4	Ribe	1-3/16" / 30.2	•
BIT-RM5	M5	Ribe	1-3/16" / 30.2	•
BIT-RM6	M6	Ribe	1-3/16" / 30.2	•
BIT-RM7	M7	Ribe	1-3/16" / 30.2	•
BIT-RM8	M8	Ribe	1-3/16" / 30.2	•
BIT-RM9	M9	Ribe	1-3/16" / 30.2	•
BIT-RM10	M10	Ribe	1-3/16" / 30.2	•
BIT-RM11	M11	Ribe	1-3/16" / 30.2	•
BIT-RM12	M12	Ribe	1-3/16" / 30.2	•
BIT-RM13	M13	Ribe	1-3/16" / 30.2	•
BIT-RM14	M14	Ribe	1-3/16" / 30.2	•
BIT-RM4L	M4	Ribe	2-15/16" / 74.6	•
BIT-RM5L	M5	Ribe	2-15/16" / 74.6	•
BIT-RM6L	M6	Ribe	2-15/16" / 74.6	•
BIT-RM7L	M7	Ribe	2-15/16" / 74.6	•
BIT-RM8L	M8	Ribe	2-15/16" / 74.6	•
BIT-RM9L	M9	Ribe	2-15/16" / 74.6	•
BIT-RM10L	M10	Ribe	2-15/16" / 74.6	•
BIT-RM11L	M11	Ribe	2-15/16" / 74.6	•
BIT-RM12L	M12	Ribe	2-15/16" / 74.6	•
BIT-RM13L	M13	Ribe	2-15/16" / 74.6	•
BIT-RM14L	M14	Ribe	2-15/16" / 74.6	•
BIT-VRADAPT			1-7/16" / 36.5	•
BIT-XRADAPT			1-1/8" / 28.6	•



EXTENSIONS

EXTENSIONS



The tools on this page have been PROUDLY MADE IN THE USA with global components.

S6EKLQ 6-PC. MULTI-DRIVE LOCKING EXTENSION SET

PRODUCT #	DRIVE SIZE	OVERALL LENGTH IN. / MM	SET
S6EKLQ	6-PC. Multi-Drive Locking Extension Set		
M2EKLQ	1/4"	2" / 50.8	•
M6EKLQ	1/4"	6" / 152.4	•
X6EKLQ	3/8"	6" / 152.4	•
X12EKLQ	3/8"	12" / 304.8	•
V5EKLQ	1/2"	5" / 127	•
V10EKLQ	1/2"	10" / 254	•

SMXVEKM11PT 11-PC. MULTI-DRIVE MAGNETIC EXTENSION SET

PRODUCT #	DRIVE SIZE	OVERALL LENGTH IN. / MM	SET
SMXVEKM11PT	11-PC. Multi-Drive Magnetic Extension Set		
M2EKM	1/4"	2" / 50.8	•
M4EKM	1/4"	4" / 101.6	•
M6EKM	1/4"	6" / 152.4	•
M10EKM	1/4"	10" / 254	•
X2EKM	3/8"	2" / 50.8	•
X3EKM	3/8"	3" / 76.2	•
X6EKM	3/8"	6" / 152.4	•
X10EKM	3/8"	10" / 254	•
V3EKM	1/2"	3" / 76.2	•
V5EKM	1/2"	5" / 127	•
V10EKM	1/2"	10" / 254	•

S7EWPT 7-PC. MULTI-DRIVE WOBBLE EXTENSION SET

PRODUCT #	DRIVE SIZE	OVERALL LENGTH IN. / MM	SET
S7EWPT	7-PC. Multi-Drive Wobble Extension Set		
M2EW	1/4"	2" / 50.8	•
M6EW	1/4"	6" / 152.4	•
X3EW	3/8"	3" / 76.2	•
X6EW	3/8"	6" / 152.4	•
X12EW	3/8"	12" / 304.8	•
V5EW	1/2"	5" / 127	•
V10EW	1/2"	10" / 254	•

SP4EBP 4-PC. MULTI-DRIVE IMPACT EXTENSION SET

PRODUCT #	DRIVE SIZE	OVERALL LENGTH IN. / MM	STYLE	SET
SP4EBP	4-PC. Multi-Drive Impact Extension Set			
XP3EB	3/8"	3" / 76.2	Ball	•
XP6EB	3/8"	6" / 152.4	Pin	•
VP3EB	1/2"	3" / 76.2	Ball	•
VP10EB	1/2"	10" / 254	Ball	•

WARNING: Chrome sockets and attachments should only be used with hand-operated handles.





FD907-03
FINGER SOCKET DRIVER

- Allows access to tight areas while using 3/8" and 1/4" sockets
- Knurled aluminum body for positive grip

PRODUCT #	DESCRIPTION	SET
FD907-03	Finger Socket Driver	
FDMX102	3/8" Male to 1/4" Female	•
FDMX103	1/4" Male to 3/8" Female	•
FDX104	3/8" Male to 3/8" Female	•



SMXU4T
4-PC. UNIVERSAL JOINT ADAPTER SET

- Includes SH4 magnetic socket rail

PRODUCT #	DRIVE SIZE	OVERALL LENGTH IN. / MM	SET
SMXU4T	4-PC. Universal Adapter Set		
M3U	1/4"	1-3/8" / 34.9	•
X3U	3/8"	1-3/4" / 44.5	•
XUP2BB	3/8" Impact	2" / 50.8	•
VUP2BA	1/2" Impact	2-1/2" / 63.5	•



SAD6T
6-PC. ADAPTER SET

- Includes SH4 magnetic socket rail

PRODUCT #	DRIVE SIZE	OVERALL LENGTH IN. / MM	SET
SAD6T	6-PC. Adapter Set		
A812	1/4"-3/8"	7/8" / 22.2	•
A128	3/8"-1/4"	1" / 25.4	•
A1216	3/8"-1/2"	1-15/16" / 33.3	•
AP1612RB	1/2"-3/8" Impact	1-7/16" / 36.5	•
AP1624	1/2"-3/4" Impact	1-7/8" / 47.6	•
AP2416RB	3/4"-1/2" Impact	1-15/16" / 33.3	•



SMXVUL3PT
3-PC. LOCKING UNIVERSAL JOINT SET

- Universal design allows access in tight areas
- Quick-release locking collar holds sockets firmly in place and allows for quick release when finished
- High-polish, chrome-plated finish provides long-lasting corrosion protection

PRODUCT #	DRIVE SIZE	SET
SMXVUL3PT	3-PC. Locking Universal Joint Set	
M3UL	1/4"	•
X3UL	3/8"	•
V3UL	1/2"	•



ACCESSORIES

SOCKET STORAGE



GREAT TO
WORK WITH™



TWIST LOCK SOCKET KITS

- 1/4-Turn locking storage solution
- Secures sockets in place

PRODUCT #	DESCRIPTION	LENGTH IN. / MM	SET
SRTLK13R	4-PC. 13" Magnetic Socket Rail Kit		
SRTL1314R	1/4" Twist Lock Socket Rail	13"	•
SRTL1338R	3/8" Twist Lock Socket Rail	13"	•
SRTL1312R	1/2" Twist Lock Socket Rail	13"	•
SRMK-ML	3-PC. Magnetic Socket Rail Mount Kit		•

PRODUCT #	DESCRIPTION	LENGTH IN. / MM	SET
SRTLK18R	4-PC. 18" Magnetic Socket Rail Kit		
SRTL1314R	1/4" Twist Lock Socket Rail	18"	•
SRTL1838R	3/8" Twist Lock Socket Rail	18"	•
SRTL1812R	1/2" Twist Lock Socket Rail	18"	•
SRMK-ML	3-PC. Magnetic Socket Rail Mount Kit		•

MAGNETIC SOCKET RAILS

- 1/4-Turn locking storage solution
- Secures sockets in place

PRODUCT #	DESCRIPTION	LENGTH IN. / MM
SRTL1314R	1/4" Magnetic Socket Rail	13"
SRTL1338R	3/8" Magnetic Socket Rail	13"
SRTL1312R	1/2" Magnetic Socket Rail	13"

PRODUCT #	DESCRIPTION	LENGTH IN. / MM
SRTL1814R	1/4" Magnetic Socket Rail	18"
SRTL1838R	3/8" Magnetic Socket Rail	18"
SRTL1812R	1/2" Magnetic Socket Rail	18"

SRMK-ML

3-PC. SOCKET RAIL MOUNT KIT

- Securely holds up to four Twist Lock Socket Kits
- Locking mechanism for secure storage
- Mounting holes line up with standard peg board spacing for easy installation






LOCK-A-SOCKETS

- Snap-lock design, twist to lock or unlock
- Magnetic backing

PRODUCT #	DESCRIPTION
SHMLAS25	13-PC. 1/4" Drive Lock-A-Socket
SHMLAS38	14-PC. 3/8" Drive Lock-A-Socket
SHMLAS50	16-PC. 1/2" Drive Lock-A-Socket




LASTRAY 5-ROW LOCK-A-SOCKET TRAY

- To lock the socket, turn right 90°; to unlock, turn left 90°
- Made of 16-gauge powder coated steel
- Rubber pegs are located underneath for surface protection and stability



MS080 MOBILE SOCKET ORGANIZER

- Made of tough, high impact ABS plastic
- Impervious to oil, grease, and gasoline
- Place in the bottom of a drawer or mount it on a wall



MAGNETIC TOOL ORGANIZATION PANELS


- High-energy magnets
- Place in the bottom of a drawer or mount it on a wall

PRODUCT #	SIZE
MTS12X6	12" x 6"
MTS6X12	6" x 12"
MTS12X12	12" x 12"



ACCESSORIES


SOCKET STORAGE



SS14100A
1/4" DRIVE SAE
QUICK FIND
SOCKET TRAY

SS38100A
3/8" DRIVE SAE
QUICK FIND
SOCKET TRAY

SS12100A
1/2" DRIVE SAE
QUICK FIND
SOCKET TRAY



SS14200A
1/4" DRIVE METRIC
QUICK FIND
SOCKET TRAY

SS38200A
3/8" DRIVE METRIC
QUICK FIND
SOCKET TRAY

SS12200A
1/2" DRIVE METRIC
QUICK FIND
SOCKET TRAY

PRODUCT #	SOCKET SIZES	SOCKET CAPACITY	POST LENGTH SHORT / DEEP
SS14100A	1/8"-5/8"	22	11 / 11
SS38100A	1/4" to 1" (x16ths)	24	13 / 13
SS12100A	3/8"-1-1/8" (x16ths) plus 1-1/4"	28	14 / 14
SS14200A	4mm to 15mm	26	13 / 13
SS38200A	6mm to 20mm	30	15 / 15
SS12200A	10mm to 25mm plus 27mm	34	17 / 17




MAGNETIC SOCKET TRAYS

PRODUCT #	DRIVE SIZE	SOCKET CAPACITY	COLOR
SHML25-R	1/4"	26	Red
SHML25-B	1/4"	26	Black
SHML38-R	3/8"	28	Red



SOCKET HOLDERS


PRODUCT #	DRIVE SIZE	SOCKET CAPACITY
SH25	1/4"	16
SH38	3/8"	16
SH50	1/2"	16
SH34	3/4"	8



MAGNETIC SOCKET HOLDERS

- Strong magnetic base made of nitrile rubber securely holds the sockets in the organizer
- Easy to remove and replace sockets and find the right size fast


PRODUCT #	DESCRIPTION	COLOR
SHM38-R	3/8" Shallow	Red
SHM38-G	3/8" Shallow	Green
SHMD38-R	3/8" Deep	Red
SHMD38-G	3/8" Deep	Green
SHMD38-Y	3/8" Deep	Yellow
SHMSD38-R	3/8" Deep/Extra Deep	Red
SHMSD38-G	3/8" Deep/Extra Deep	Green
SHMU38-R	3/8" Universal	Red
SHMU38-Y	3/8" Universal	Yellow
SHM25-R	1/4" Deep and Shallow	Red
SHM25-G	1/4" Deep and Shallow	Green
SHM25-Y	1/4" Deep and Shallow	Yellow



MAGNETIC SHALLOW/DEEP SOCKET HOLDERS

- Holds nine sockets (deep or shallow)

PRODUCT #	DESCRIPTION	COLOR
SHM50-G	1/2" Drive Shallow/Deep	Green
SHM50-R	1/2" Drive Shallow/Deep	Red



STRAIGHT LINE SHALLOW SOCKET HOLDERS

- Holds up to twelve, 3/8" drive sockets

PRODUCT #	DESCRIPTION	COLOR
SHMS3811R	3/8" Drive Shallow	Red
SHMS3813Y	3/8" Drive Shallow	Yellow
SHMS3815G	3/8" Drive Shallow	Green
SHMD3811R	3/8" Drive Deep	Red
SHMD3815G	3/8" Drive Deep	Green
SHMD3813Y	3/8" Drive Deep	Yellow



1/4" DRIVE PRECISION TORQUE SOCKETS SETS




SM126BRPT
PRECISION TORQUE
SAE SOCKET SET

PRODUCT #	SIZE IN.	OVERALL LENGTH IN. / MM	SET
SM126BRPT	12-PC. 1/4" Drive SAE PT Socket Set		
M46PT	1/8"	1" / 25	•
M56PT	5/32"	1" / 25	•
M66PT	3/16"	1" / 25	•
M76PT	7/32"	1" / 25	•
M86PT	1/4"	1" / 25	•
M96PT	9/32"	1" / 25	•
M106PT	5/16"	1" / 25	•
M116PT	11/32"	1" / 25	•
M126PT	3/8"	1" / 25	•
M146PT	7/16"	1" / 25	•
M166PT	1/2"	1" / 25	•
M186PT	9/16"	1" / 25	•
SRMS12PT	Socket Rail		•



SMM126BRPT
PRECISION TORQUE
METRIC SOCKET SET

PRODUCT #	SIZE MM	OVERALL LENGTH IN. / MM	SET
SMM126BRPT	12-PC. 1/4" Drive Metric PT Socket Set		
M65MMRPT	5	1" / 25	•
M65.5MMRPT	5.5	1" / 25	•
M66MMRPT	6	1" / 25	•
M67MMRPT	7	1" / 25	•
M68MMRPT	8	1" / 25	•
M69MMRPT	9	1" / 25	•
M610MMRPT	10	1" / 25	•
M611MMRPT	11	1" / 25	•
M612MMRPT	12	1" / 25	•
M613MMRPT	13	1" / 25	•
M614MMRPT	14	1" / 25	•
M615MMRPT	15	1" / 25	•
SRMS12MMPT	Socket Rail		•



SMU76BRPT
SAE UNIVERSAL
SOCKET SET

PRODUCT #	SIZE IN.	OVERALL LENGTH IN. / MM	SET
SMU76BRPT	7-PC. 1/4" Drive SAE Universal Socket Set		
MU8RPT	1/4"	1-3/8" / 35.3	•
MU10RPT	5/16"	1-3/8" / 35.3	•
MU11RPT	11/32"	1-3/8" / 35.3	•
MU12RPT	3/8"	1-3/8" / 35.3	•
MU14RPT	7/16"	1-3/8" / 35.3	•
MU16RPT	1/2"	1-3/8" / 35.3	•
MU18RPT	9/16"	1-3/8" / 35.3	•



SMD126BRPT
PRECISION TORQUE
SAE DEEP SOCKET SET

PRODUCT #	SIZE IN.	OVERALL LENGTH IN. / MM	SET
SMD126BRPT	12-PC. 1/4" Drive SAE PT Deep Socket Set		
MD046PT	1/8"	2" / 50	•
MD056PT	5/32"	2" / 50	•
MD066PT	3/16"	2" / 50	•
MD076PT	7/32"	2" / 50	•
MD086PT	1/4"	2" / 50	•
MD096PT	9/32"	2" / 50	•
MD106PT	5/16"	2" / 50	•
MD116PT	11/32"	2" / 50	•
MD126PT	3/8"	2" / 50	•
MD146PT	7/16"	2" / 50	•
MD166PT	1/2"	2" / 50	•
MD186PT	9/16"	2" / 50	•
SRMS12PT	Socket Rail		•



SMDM126BRPT
PRECISION TORQUE
METRIC DEEP SOCKET SET

PRODUCT #	SIZE MM	OVERALL LENGTH IN. / MM	SET
SMDM126BRPT	12-PC. 1/4" Drive Metric PT Deep Socket Set		
MD5MMPT	5	2" / 50	•
MD5.5MMPT	5.5	2" / 50	•
MD6MMPT	6	2" / 50	•
MD7MMPT	7	2" / 50	•
MD8MMPT	8	2" / 50	•
MD9MMPT	9	2" / 50	•
MD10MMPT	10	2" / 50	•
MD11MMPT	11	2" / 50	•
MD12MMPT	12	2" / 50	•
MD13MMPT	13	2" / 50	•
MD14MMPT	14	2" / 50	•
MD15MMPT	15	2" / 50	•
SRMS12MMPT	Socket Rail		•



SMMU96BRPT
METRIC UNIVERSAL
SOCKET SET

PRODUCT #	SIZE MM	OVERALL LENGTH IN. / MM	SET
SMMU96BRPT	9-PC. 1/4" Drive Metric Universal Socket Set		
MUGMMRPT	6	1-3/8" / 35.3	•
MU7MMRPT	7	1-3/8" / 35.3	•
MU8MMRPT	8	1-3/8" / 35.3	•
MU9MMRPT	9	1-3/8" / 35.3	•
MU10MMRPT	10	1-3/8" / 35.3	•
MU11MMRPT	11	1-3/8" / 35.3	•
MU12MMRPT	12	1-3/8" / 35.3	•
MU13MMRPT	13	1-3/8" / 35.3	•
MU14MMRPT	14	1-3/8" / 35.3	•

WARNING: Chrome sockets and attachments should only be used with hand-operated handles.




SMDP56BRPT
PRECISION TORQUE SAE
DEEP IMPACT SOCKET SETS

PRODUCT #	SIZE IN.	OVERALL LENGTH IN. / MM	SET	
SMDP56BRPT	5-PC. 1/4" Drive SAE Deep Impact Precision Torque Socket Set			
	MDP86PT	1/4"	2" / 50	•
	MDP106PT	5/16"	2" / 50	•
	MDP126PT	3/8"	2" / 50	•
	MDP146PT	7/16"	2" / 50	•
	MDP166PT	1/2"	2" / 50	•
SRMS5PT	Socket: Rail		•	



SMDPM96BRPT
PRECISION TORQUE METRIC
DEEP IMPACT SOCKET SETS

PRODUCT #	SIZE MM	OVERALL LENGTH IN. / MM	SET	
SMDPM96BRPT	9-PC. 1/4" Drive Metric Deep Impact Precision Torque Socket Set			
	MDP65.5MMPT	5.5	2" / 50	•
	MDP66MMPT	6	2" / 50	•
	MDP67MMPT	7	2" / 50	•
	MDP68MMPT	8	2" / 50	•
	MDP69MMPT	9	2" / 50	•
	MDP610MMPT	10	2" / 50	•
	MDP611MMPT	11	2" / 50	•
	MDP612MMPT	12	2" / 50	•
	MDP613MMPT	13	2" / 50	•
SRMS9MMPT	Socket: Rail		•	



SM12SRPT
SAE SPLINE SOCKET SETS

PRODUCT #	SIZE IN.	OVERALL LENGTH IN. / MM	SET	
SM12SRPT	12-PC. 1/4" Drive SAE Spline Socket Set			
	M4SRPT	1/8"	1" / 25	•
	M5SRPT	5/32"	1" / 25	•
	M6SRPT	3/16"	1" / 25	•
	M7SRPT	7/32"	1" / 25	•
	M8SRPT	1/4"	1" / 25	•
	M9SRPT	9/32"	1" / 25	•
	M10SRPT	5/16"	1" / 25	•
	M11SRPT	11/32"	1" / 25	•
	M12SRPT	3/8"	1" / 25	•
	M14SRPT	7/16"	1" / 25	•
	M16SRPT	1/2"	1" / 25	•
	M18SRPT	9/16"	1" / 25	•
SRMS12PT	Socket: Rail		•	




SMM12SRPT
METRIC SPLINE SOCKET SETS

PRODUCT #	SIZE MM	OVERALL LENGTH IN. / MM	SET	
SMM12SRPT	12-PC. 1/4" Drive Metric Spline Socket Set			
	M5SMMRPT	5	1" / 25	•
	M5.5SMMRPT	5.5	1" / 25	•
	M6SMMRPT	6	1" / 25	•
	M7SMMRPT	7	1" / 25	•
	M8SMMRPT	8	1" / 25	•
	M9SMMRPT	9	1" / 25	•
	M10SMMRPT	10	1" / 25	•
	M11SMMRPT	11	1" / 25	•
	M12SMMRPT	12	1" / 25	•
	M13SMMRPT	13	1" / 25	•
	M14SMMRPT	14	1" / 25	•
	M15SMMRPT	15	1" / 25	•
SRMS12MMPT	Socket: Rail		•	




3/8" DRIVE PRECISION TORQUE SOCKETS SETS

SXU76BRPT SAE UNIVERSAL SOCKET SET

PRODUCT #	SIZE IN.	OVERALL LENGTH IN. / MM	SET
SXU76BRPT	7-PC. 3/8" Drive SAE Universal Socket Set		
 KU126RPT	3/8"	1-3/4" / 46.5	•
KU146RPT	7/16"	1-3/4" / 46.5	•
KU166RPT	1/2"	1-7/8" / 48	•
KU186RPT	9/16"	1-7/8" / 48	•
KU206RPT	5/8"	2" / 51.5	•
KU226RPT	11/16"	2" / 51.5	•
KU246RPT	3/4"	2-1/8" / 53.5	•




SXMU106BRPT METRIC UNIVERSAL SOCKET SET

PRODUCT #	SIZE MM	OVERALL LENGTH IN. / MM	SET
SXMU106BRPT	10-PC. 3/8" Drive Metric Universal Socket Set		
 XU610MMRPT	10	1-3/4" / 46.5	•
XU611MMRPT	11	1-3/4" / 46.5	•
XU612MMRPT	12	1-3/4" / 46.5	•
XU613MMRPT	13	1-3/4" / 46.5	•
XU614MMRPT	14	1-7/8" / 48	•
XU615MMRPT	15	2" / 50.5	•
XU616MMRPT	16	2" / 50.5	•
XU617MMRPT	17	2" / 51.5	•
XU618MMRPT	18	2-1/8" / 52.5	•
XU619MMRPT	19	2-1/8" / 53.5	•




SX126BRPT SAE SOCKET SET

PRODUCT #	SIZE IN.	OVERALL LENGTH IN. / MM	SET
SX126BRPT	12-PC. 3/8" Drive SAE Socket Set		
 X86PT	1/4"	1-1/8" / 30	•
X106PT	5/16"	1-1/8" / 30	•
X126PT	3/8"	1-1/8" / 30	•
X146PT	7/16"	1-1/8" / 30	•
X166PT	1/2"	1-1/8" / 30	•
X186PT	9/16"	1-1/8" / 30	•
X206PT	5/8"	1-1/8" / 30	•
X226PT	11/16"	1-1/8" / 30	•
X246PT	3/4"	1-1/8" / 30	•
X266PT	13/16"	1-1/8" / 30	•
X286PT	7/8"	1-1/8" / 30	•
X306PT	15/16"	1-1/8" / 30	•
SRXS12PT	Socket Rail		•



SXM146BRPT METRIC SOCKET SET

PRODUCT #	SIZE MM	OVERALL LENGTH IN. / MM	SET
SXM146BRPT	14-PC. 3/8" Drive Metric Standard Socket Set		
 X66MMPT	6	1-1/8" / 30	•
X67MMPT	7	1-1/8" / 30	•
X68MMPT	8	1-1/8" / 30	•
X69MMPT	9	1-1/8" / 30	•
X610MMPT	10	1-1/8" / 30	•
X611MMPT	11	1-1/8" / 30	•
X612MMPT	12	1-1/8" / 30	•
X613MMPT	13	1-1/8" / 30	•
X614MMPT	14	1-1/8" / 30	•
X615MMPT	15	1-1/8" / 30	•
X616MMPT	16	1-1/8" / 30	•
X617MMPT	17	1-1/8" / 30	•
X618MMPT	18	1-1/8" / 30	•
X619MMPT	19	1-1/8" / 30	•
SRXS14MMPT	Socket Rail		•

SXMP206PT SAE AND METRIC MAGNETIC IMPACT SOCKET SET

PRODUCT #	SIZE MM	OVERALL LENGTH IN. / MM	SET
SXMP206PT	20-PC. 3/8" Drive SAE and Metric Magnetic Impact Socket Set		
 XMP106	5/16"	1-1/8" / 30	•
XMP126	3/8"	1-1/8" / 30	•
XMP146	7/16"	1-1/8" / 30	•
XMP166	1/2"	1-1/8" / 30	•
XMP186	9/16"	1-1/8" / 30	•
XMP206	5/8"	1-1/8" / 30	•
 XMP226	11/16"	1-1/8" / 30	•
XMP246	3/4"	1-1/8" / 30	•
 XMP68MM	8	1-1/8" / 30	•
XMP69MM	9	1-1/8" / 30	•
XMP610MM	10	1-1/8" / 30	•
 XMP611MM	11	1-1/8" / 30	•
XMP612MM	12	1-1/8" / 30	•
XMP613MM	13	1-1/8" / 30	•
XMP614MM	14	1-1/8" / 30	•
XMP615MM	15	1-1/8" / 30	•
 XMP616MM	16	1-1/8" / 30	•
XMP617MM	17	1-1/8" / 30	•
XMP618MM	18	1-1/8" / 30	•
XMP619MM	19	1-1/8" / 30	•





SXP86BRPT
SAE IMPACT SOCKET SET

PRODUCT #	SIZE IN.	OVERALL LENGTH IN. / MM	SET	
SXP86BRPT 8-PC. 3/8" Drive SAE Impact Socket Set				
	XP106PT	5/16"	1-1/8" / 30	•
	XP126PT	3/8"	1-1/8" / 30	•
	XP146PT	7/16"	1-1/8" / 30	•
	XP166PT	1/2"	1-1/8" / 30	•
	XP186PT	9/16"	1-1/8" / 30	•
	XP206PT	5/8"	1-1/8" / 30	•
	XP226PT	11/16"	1-1/8" / 30	•
	XP246PT	3/4"	1-1/8" / 30	•
	SRXS8PT	Socket Rail		•




SXPM156BRPT
METRIC IMPACT SOCKET SET

PRODUCT #	SIZE MM	OVERALL LENGTH IN. / MM	SET	
SXPM156BRPT 15-PC. 3/8" Drive Metric Impact Socket Set				
	XP610MMPT	10	1-1/8" / 30	•
	XP611MMPT	11	1-1/8" / 30	•
	XP612MMPT	12	1-1/8" / 30	•
	XP613MMPT	13	1-1/8" / 30	•
	XP614MMPT	14	1-1/8" / 30	•
	XP615MMPT	15	1-1/8" / 30	•
	XP616MMPT	16	1-1/8" / 30	•
	XP617MMPT	17	1-1/8" / 30	•
	XP618MMPT	18	1-1/8" / 30	•
	XP619MMPT	19	1-1/8" / 30	•
	XP620MMPT	20	1-1/8" / 30	•
	XP621MMPT	21	1-1/8" / 30	•
	XP622MMPT	22	1-1/8" / 30	•
	XP623MMPT	23	1-1/8" / 30	•
	XP624MMPT	24	1-1/8" / 30	•



SXDP106BRPT
SAE DEEP IMPACT SOCKET SET

PRODUCT #	SIZE IN.	OVERALL LENGTH IN. / MM	SET	
SKDP106BRPT 10-PC. 3/8" Drive SAE Deep Impact Socket Set				
	XDP106PT	5/16"	2-1/2" / 63	•
	XDP126PT	3/8"	2-1/2" / 63	•
	XDP146PT	7/16"	2-1/2" / 63	•
	XDP166PT	1/2"	2-1/2" / 63	•
	XDP186PT	9/16"	2-1/2" / 63	•
	XDP206PT	5/8"	2-1/2" / 63	•
	XDP226PT	11/16"	2-1/2" / 63	•
	XDP246PT	3/4"	2-1/2" / 63	•
	XDP266PT	13/16"	2-1/2" / 63	•
	XDP286PT	7/8"	2-1/2" / 63	•
SRXD10PT	Socket Rail		•	



SXD126BRPT
SAE DEEP SOCKET SET

PRODUCT #	SIZE IN.	OVERALL LENGTH IN. / MM	SET	
SXD126BRPT 12-PC. 3/8" Drive SAE Deep Socket Set				
	XD86PT	1/4"	2-1/2" / 63	•
	XD106PT	5/16"	2-1/2" / 63	•
	XD126PT	3/8"	2-1/2" / 63	•
	XD146PT	7/16"	2-1/2" / 63	•
	XD166PT	1/2"	2-1/2" / 63	•
	XD186PT	9/16"	2-1/2" / 63	•
	XD206PT	5/8"	2-1/2" / 63	•
	XD226PT	11/16"	2-1/2" / 63	•
	XD246PT	3/4"	2-1/2" / 63	•
	XD266PT	13/16"	2-1/2" / 63	•
	XD286PT	7/8"	2-1/2" / 63	•
	XD306PT	15/16"	2-1/2" / 63	•
SRXD12PT	Socket Rail		•	



SXDM146BRPT
METRIC DEEP SOCKET SET

PRODUCT #	SIZE MM	OVERALL LENGTH IN. / MM	SET	
SKDM146BRPT 14-PC. 3/8" Drive Metric Deep Socket Set				
	XD6MMPT	6	2-1/2" / 63	•
	XD67MMPT	7	2-1/2" / 63	•
	XD68MMPT	8	2-1/2" / 63	•
	XD69MMPT	9	2-1/2" / 63	•
	XD610MMPT	10	2-1/2" / 63	•
	XD611MMPT	11	2-1/2" / 63	•
	XD612MMPT	12	2-1/2" / 63	•
	XD613MMPT	13	2-1/2" / 63	•
	XD614MMPT	14	2-1/2" / 63	•
	XD615MMPT	15	2-1/2" / 63	•
	XD616MMPT	16	2-1/2" / 63	•
	XD617MMPT	17	2-1/2" / 63	•
	XD618MMPT	18	2-1/2" / 63	•
	XD619MMPT	19	2-1/2" / 63	•
SRXD14MMPT	Socket Rail		•	

3/8" DRIVE SPLINE SOCKET SETS



SAE SPLINE SOCKET SETS

PRODUCT #	SIZE IN.	OVERALL LENGTH IN. / MM	SET
SK13SRPT	13-PC. 3/8" Drive SAE Spline Socket Set		
X8SRPT	1/4"	1-3/16" / 30	•
X10SRPT	5/16"	1-3/16" / 30	•
X12SRPT	3/8"	1-3/16" / 30	•
X14SRPT	7/16"	1-3/16" / 30	•
X16SRPT	1/2"	1-3/16" / 30	•
X18SRPT	9/16"	1-3/16" / 30	•
X20SRPT	5/8"	1-3/16" / 30	•
X22SRPT	11/16"	1-3/16" / 30	•
X24SRPT	3/4"	1-3/16" / 30	•
X26SRPT	13/16"	1-3/16" / 30	•
X28SRPT	7/8"	1-3/16" / 30	•
X30SRPT	15/16"	1-3/16" / 30	•
X32SRPT	1"	1-3/16" / 30	•
SRXS13PT	Socket Rail		•




METRIC SPLINE SOCKET SETS

PRODUCT #	SIZE MM	OVERALL LENGTH IN. / MM	SET
SXM12SRPT	12-PC. 3/8" Drive Metric Spline Socket Set		
X8SMMRPT	8	1-3/16"	•
X9SMMRPT	9	1-3/16"	•
X10SMMRPT	10	1-3/16"	•
X11SMMRPT	11	1-3/16"	•
X12SMMRPT	12	1-3/16"	•
X13SMMRPT	13	1-3/16"	•
X14SMMRPT	14	1-3/16"	•
X15SMMRPT	15	1-3/16"	•
X16SMMRPT	16	1-3/16"	•
X17SMMRPT	17	1-3/16"	•
X18SMMRPT	18	1-3/16"	•
X19SMMRPT	19	1-3/16"	•
SRXS12MMPT	Socket Rail		•



SAE DEEP SPHERICAL SOCKET SET

PRODUCT #	SIZE IN.	OVERALL LENGTH IN. / MM	SET
SK13DSRPT	13-PC. 3/8" Drive SAE Deep Spherical Socket Set		
X08DSPT	1/4"	2.48" / 63	•
X10DSPT	3/16"	2.48" / 63	•
X12DSPT	3/8"	2.48" / 63	•
X14DSPT	7/16"	2.48" / 63	•
X16DSPT	1/2"	2.48" / 63	•
X18DSPT	9/16"	2.48" / 63	•
X20DSPT	5/8"	2.48" / 63	•
X22DSPT	11/16"	2.48" / 63	•
X24DSPT	3/4"	2.48" / 63	•
X26DSPT	13/16"	2.48" / 63	•
X28DSPT	7/8"	2.48" / 63	•
X30DSPT	15/16"	2.48" / 63	•
X32DSPT	1"	2.48" / 63	•
SRXS13PT	Socket Rail		•



METRIC DEEP SPHERICAL SOCKET SET

PRODUCT #	SIZE MM	OVERALL LENGTH IN. / MM	SET
SXM12DSRPT	12-PC. 3/8" Drive Metric Deep Spherical Socket Set		
X08MMSPT	8	2.48" / 63	•
X09MMSPT	9	2.48" / 63	•
X10MMSPT	10	2.48" / 63	•
X11MMSPT	11	2.48" / 63	•
X12MMSPT	12	2.48" / 63	•
X13MMSPT	13	2.48" / 63	•
X14MMSPT	14	2.48" / 63	•
X15MMSPT	15	2.48" / 63	•
X16MMSPT	16	2.48" / 63	•
X17MMSPT	17	2.48" / 63	•
X18MMSPT	18	2.48" / 63	•
X19MMSPT	19	2.48" / 63	•
SRXS12MMPT	Socket Rail		•





SXP12SBPRT
SAE SPHERICAL
IMPACT SOCKET SET

PRODUCT #	SIZE IN.	OVERALL LENGTH IN. / MM	SET	
SXP12SBPRT	12-PC. 3/8" Drive SAE Spherical Impact Socket Set			
	XP10SPT	5/16"	1.12" / 28.5	•
	XP12SPT	3/8"	1.12" / 28.5	•
	XP14SPT	7/16"	1.18" / 30	•
	XP16SPT	1/2"	1.18" / 30	•
	XP18SPT	9/16"	1.18" / 30	•
	XP20SPT	5/8"	1.18" / 30	•
	XP22SPT	11/16"	1.24" / 31.5	•
	XP24SPT	3/4"	1.24" / 31.5	•
	XP26SPT	13/16"	1.24" / 31.5	•
	XP28SPT	7/8"	1.24" / 31.5	•
	XP30SPT	15/16"	1.24" / 31.5	•
	XP32SPT	1"	1.24" / 31.5	•
	SRXS12PT	Socket Rail		•



METRIC SPHERICAL
IMPACT SOCKET SET

PRODUCT #	SIZE MM	OVERALL LENGTH IN. / MM	SET	
SXPM13SBPRT	13-PC. 3/8" Drive Metric Deep Spherical Impact Socket Set			
	XP7SMMPT	7	1.12" / 28.5	•
	XP8SMMPT	8	1.12" / 28.5	•
	XP9SMMPT	9	1.12" / 28.5	•
	XP10SMMPT	10	1.12" / 28.5	•
	XP11SMMPT	11	1.18" / 30	•
	XP12SMMPT	12	1.18" / 30	•
	XP13SMMPT	13	1.18" / 30	•
	XP14SMMPT	14	1.18" / 30	•
	XP15SMMPT	15	1.18" / 30	•
	XP16SMMPT	16	1.18" / 30	•
	XP17SMMPT	17	1.24" / 31.5	•
	XP18SMMPT	18	1.24" / 31.5	•
	XP19SMMPT	19	1.24" / 31.5	•
SRXD14MMPT	Socket Rail		•	



SXDPM10SBPRT
METRIC DEEP SPHERICAL
IMPACT SOCKET SET

PRODUCT #	SIZE MM	OVERALL LENGTH IN. / MM	SET	
SXDPM10SBPRT	10-PC. 3/8" Drive Metric Deep Spherical Impact Socket Set			
	XDP10SMMPT	10	2.48" / 63	•
	XDP11SMMPT	11	2.48" / 63	•
	XDP12SMMPT	12	2.48" / 63	•
	XDP13SMMPT	13	2.48" / 63	•
	XDP14SMMPT	14	2.48" / 63	•
	XDP15SMMPT	15	2.48" / 63	•
	XDP16SMMPT	16	2.48" / 63	•
	XDP17SMMPT	17	2.48" / 63	•
	XDP18SMMPT	18	2.48" / 63	•
	XDP19SMMPT	19	2.48" / 63	•
SRXS10MMPT	Socket Rail		•	



SXDP12SBPRT
SAE DEEP SPHERICAL
IMPACT SOCKET SET

PRODUCT #	SIZE IN.	OVERALL LENGTH IN. / MM	SET	
SXDP12SBPRT	12-PC. 3/8" Drive SAE Deep Spherical Impact Socket Set			
	XDP10SPT	5/16"	2.48" / 63	•
	XDP12SPT	3/8"	2.48" / 63	•
	XDP14SPT	7/16"	2.48" / 63	•
	XDP16SPT	1/2"	2.48" / 63	•
	XDP18SPT	9/16"	2.48" / 63	•
	XDP20SPT	5/8"	2.48" / 63	•
	XDP22SPT	11/16"	2.48" / 63	•
	XDP24SPT	3/4"	2.48" / 63	•
	XDP26SPT	13/16"	2.48" / 63	•
	XDP28SPT	7/8"	2.48" / 63	•
	XDP30SPT	15/16"	2.48" / 63	•
	XDP32SPT	1"	2.48" / 63	•
SRXS12PT	Socket Rail		•	

1/2" DRIVE PRECISION TORQUE SOCKETS SETS



SV156BRPT
SAE SOCKET SET

PRODUCT #	SIZE IN.	OVERALL LENGTH IN. / MM	SET	
SV156BRPT	15-PC. 1/2" Drive SAE Precision Socket Set			
	V126PT	3/8"	1-1/2" / 38	•
	V146PT	7/16"	1-1/2" / 38	•
	V166PT	1/2"	1-1/2" / 38	•
	V186PT	9/16"	1-1/2" / 38	•
	V206PT	5/8"	1-1/2" / 38	•
	V226PT	11/16"	1-1/2" / 38	•
	V246PT	3/4"	1-1/2" / 38	•
	V266PT	13/16"	1-1/2" / 38	•
	V286PT	7/8"	1-9/16" / 40	•
	V306PT	15/16"	1-9/16" / 40	•
	V326PT	1"	1-22/32" / 42	•
	V346PT	1-1/16"	1-3/4" / 45	•
	V366PT	1-1/8"	1-3/4" / 45	•
	V386PT	1-3/16"	1-3/4" / 45	•
	V406PT	1-1/4"	1-3/4" / 45	•
SRVD15PT	Socket Rail		•	



SVM106BRPT
METRIC SOCKET SET

PRODUCT #	SIZE MM	OVERALL LENGTH IN. / MM	SET	
SVM106BRPT	10-PC. 1/2" Drive Metric Precision Socket Set			
	V610MMPT	10	1-1/2" / 38	•
	V611MMPT	11	1-1/2" / 38	•
	V612MMPT	12	1-1/2" / 38	•
	V613MMPT	13	1-1/2" / 38	•
	V614MMPT	14	1-1/2" / 38	•
	V615MMPT	15	1-1/2" / 38	•
	V616MMPT	16	1-1/2" / 38	•
	V617MMPT	17	1-1/2" / 38	•
	V618MMPT	18	1-1/2" / 38	•
	V619MMPT	19	1-1/2" / 38	•
SRVS10MMPT	Socket Rail		•	



SVD126BRPT
SAE DEEP SOCKET SET

PRODUCT #	SIZE IN.	OVERALL LENGTH IN. / MM	SET	
SVD126BRPT	12-PC. 1/2" Drive SAE Precision Deep Socket Set			
	VD146PT	7/16"	3" / 76.5	•
	VD166PT	1/2"	3" / 76.5	•
	VD186PT	9/16"	3" / 76.5	•
	VD206PT	5/8"	3" / 76.5	•
	VD226PT	11/16"	3" / 76.5	•
	VD246PT	3/4"	3" / 76.5	•
	VD266PT	13/16"	3" / 76.5	•
	VD286PT	7/8"	3" / 76.5	•
	VD306PT	15/16"	3" / 76.5	•
	VD326PT	1"	3" / 76.5	•
	VD346PT	1-1/16"	3" / 76.5	•
	VD366PT	1-1/8"	3" / 76.5	•
SRVS12PT	Socket Rail		•	



SVDM106BRPT
METRIC DEEP SOCKET SET

PRODUCT #	SIZE IN.	OVERALL LENGTH IN. / MM	SET	
SVDM106BRPT	10-PC. 1/2" Drive Metric Precision Deep Socket Set			
	VD610MMPT	10	3" / 76.5	•
	VD611MMPT	11	3" / 76.5	•
	VD612MMPT	12	3" / 76.5	•
	VD613MMPT	13	3" / 76.5	•
	VD614MMPT	14	3" / 76.5	•
	VD615MMPT	15	3" / 76.5	•
	VD616MMPT	16	3" / 76.5	•
	VD617MMPT	17	3" / 76.5	•
	VD618MMPT	18	3" / 76.5	•
	VD619MMPT	19	3" / 76.5	•
SRVS10MMPT	Socket Rail		•	

WARNING: Chrome sockets and attachments should only be used with hand-operated handles.





SVP156BRPT
SAE IMPACT SOCKET SET

PRODUCT #	SIZE IN.	OVERALL LENGTH IN. / MM	SET
SVP156BRPT 15-PC. 1/2" Drive SAE Impact Socket Set			
VP126PT	3/8"	1-1/2" / 38	•
VP146PT	7/16"	1-1/2" / 38	•
VP166PT	1/2"	1-1/2" / 38	•
VP186PT	9/16"	1-1/2" / 38	•
VP206PT	5/8"	1-1/2" / 38	•
VP226PT	11/16"	1-1/2" / 38	•
VP246PT	3/4"	1-1/2" / 38	•
VP266PT	13/16"	1-1/2" / 38	•
VP286PT	7/8"	1-1/2" / 38	•
VP306PT	15/16"	1-1/2" / 38	•
VP326PT	1"	1-1/2" / 38	•
VP346PT	1-1/16"	1-1/2" / 38	•
VP366PT	1-1/8"	1-1/2" / 38	•
VP386PT	1-3/16"	1-1/2" / 38	•
VP406PT	1-1/4"	1-1/2" / 38	•
SRVD15PT	Socket Rail		•



SVPM136BRPT
METRIC IMPACT SOCKET SET

PRODUCT #	SIZE IN.	OVERALL LENGTH IN. / MM	SET
SVPM136BRPT 13-PC. 1/2" Drive Metric Impact Socket Set			
VP610MMPT	10	1-1/2" / 38	•
VP611MMPT	11	1-1/2" / 38	•
VP612MMPT	12	1-1/2" / 38	•
VP613MMPT	13	1-1/2" / 38	•
VP614MMPT	14	1-1/2" / 38	•
VP615MMPT	15	1-1/2" / 38	•
VP616MMPT	16	1-1/2" / 38	•
VP617MMPT	17	1-1/2" / 38	•
VP618MMPT	18	1-1/2" / 38	•
VP619MMPT	19	1-1/2" / 38	•
VP621MMPT	21	1-1/2" / 38	•
VP622MMPT	22	1-1/2" / 38	•
VP624MMPT	24	1-1/2" / 38	•
SRVD13MMPT	Socket Rail		•



SVPM66BRPT
METRIC IMPACT SOCKET SET

PRODUCT #	SIZE IN.	OVERALL LENGTH IN. / MM	SET
SVPM66BRPT 6-PC. 1/2" Drive Metric Impact Socket Set			
VPM626MMPT	26	1-1/2" / 38	•
VPM627MMPT	27	1-1/2" / 38	•
VPM630MMPT	30	1-1/2" / 38	•
VPM632MMPT	32	1-1/2" / 38	•
VPM634MMPT	34	1-1/2" / 38	•
VPM636MMPT	36	1-1/2" / 38	•
SRVD13MMPT	Socket Rail		•



SVDP136BRPT
SAE DEEP IMPACT SOCKET SET

PRODUCT #	SIZE IN.	OVERALL LENGTH IN. / MM	SET
SVDP136BRPT 13-PC. 1/2" Drive SAE Deep Impact Socket Set			
VDP14PT	7/16"	3-1/4" / 82.6	•
VDP16PT	1/2"	3-1/4" / 82.6	•
VDP18PT	9/16"	3-1/4" / 82.6	•
VDP20PT	5/8"	3-1/4" / 82.6	•
VDP22PT	11/16"	3-1/4" / 82.6	•
VDP24PT	3/4"	3-1/4" / 82.6	•
VDP26PT	13/16"	3-1/4" / 82.6	•
VDP28PT	7/8"	3-1/4" / 82.6	•
VDP30PT	15/16"	3-1/4" / 82.6	•
VDP32PT	1"	3-1/4" / 82.6	•
VDP34PT	1-1/16"	3-1/4" / 82.6	•
VDP36PT	1-1/8"	3-1/4" / 82.6	•
VDP40PT	1-1/4"	3-1/4" / 82.6	•
SRVD13PT	Socket Rail		•



SVDPM66BRPT
METRIC DEEP IMPACT SET

PRODUCT #	SIZE IN.	OVERALL LENGTH IN. / MM	SET
SVDPM66BRPT 6-PC. 1/2" Drive Metric Deep Impact Socket Set			
VDP626MMPT	26	3-1/4" / 82.6	•
VDP627MMPT	27	3-1/4" / 82.6	•
VDP630MMPT	30	3-1/4" / 82.6	•
VDP632MMPT	32	3-1/4" / 82.6	•
VDP634MMPT	34	3-1/4" / 82.6	•
VDP636MMPT	36	3-1/4" / 82.6	•
SRVD16MMPT	Socket Rail		•



SVDPM166BRPT
METRIC DEEP IMPACT SET

PRODUCT #	SIZE IN.	OVERALL LENGTH IN. / MM	SET
SVDPM166BRPT 16-PC. 1/2" Drive Metric Deep Impact Socket Set			
VDP610MMPT	10	3-1/4" / 82.6	•
VDP611MMPT	11	3-1/4" / 82.6	•
VDP612MMPT	12	3-1/4" / 82.6	•
VDP613MMPT	13	3-1/4" / 82.6	•
VDP614MMPT	14	3-1/4" / 82.6	•
VDP615MMPT	15	3-1/4" / 82.6	•
VDP616MMPT	16	3-1/4" / 82.6	•
VDP617MMPT	17	3-1/4" / 82.6	•
VDP618MMPT	18	3-1/4" / 82.6	•
VDP619MMPT	19	3-1/4" / 82.6	•
VDP620MMPT	20	3-1/4" / 82.6	•
VDP621MMPT	21	3-1/4" / 82.6	•
VDP622MMPT	22	3-1/4" / 82.6	•
VDP623MMPT	23	3-1/4" / 82.6	•
VDP624MMPT	24	3-1/4" / 82.6	•
VDP625MMPT	25	3-1/4" / 82.6	•
SRVD16MMPT	Socket Rail		•



1/2" DRIVE SPLINE SOCKETS SETS



SVPM14SBRPT METRIC SPHERICAL SOCKET SET

PRODUCT #	SIZE IN.	OVERALL LENGTH IN. / MM	SET
SVPM14SBRPT	14 PC. 1/2" Drive MM Spherical Impact Socket Set		
VP10SMMPT	10	1-1/2" / 38	•
VP11SMMPT	11	1-1/2" / 38	•
VP12SMMPT	12	1-1/2" / 38	•
VP13SMMPT	13	1-1/2" / 38	•
VP14SMMPT	14	1-1/2" / 38	•
VP15SMMPT	15	1-1/2" / 38	•
VP16SMMPT	16	1-1/2" / 38	•
VP17SMMPT	17	1-1/2" / 38	•
VP18SMMPT	18	1-1/2" / 38	•
VP19SMMPT	19	1-1/2" / 38	•
VP21SMMPT	21	1-1/2" / 38	•
VP22SMMPT	22	1-1/2" / 38	•
VP26SMMPT	26	1-1/2" / 38	•
VP27SMMPT	27	1-1/2" / 38	•
SRVD16MMPT	Socket Rail		•



SVP13SBRPT SAE SPHERICAL IMPACT SOCKET SET

PRODUCT #	SIZE IN.	OVERALL LENGTH IN. / MM	SET
SVP13SBRPT	13-PC. 1/2" Drive SAE Spherical Impact Socket Set		
VP14SPT	7/16"	1.50" / 38	•
VP16SPT	1/2"	1.50" / 38	•
VP18SPT	9/16"	1.50" / 38	•
VP20SPT	5/8"	1.50" / 38	•
VP22SPT	11/16"	1.50" / 38	•
VP24SPT	3/4"	1.50" / 38	•
VP26SPT	13/16"	1.50" / 38	•
VP28SPT	7/8"	1.50" / 38	•
VP30SPT	15/16"	1.57" / 40	•
VP32SPT	1"	1.57" / 40	•
VP34SPT	1-1/16"	1.69" / 43	•
VP36SPT	1-1/8"	1.69" / 43	•
VP38SPT	1-1/4"	1.69" / 43	•
SRVD13PT	Socket Rail		•





SVDPM14SBRPT
METRIC DEEP SPHERICAL
IMPACT SOCKET SET

PRODUCT #	SIZE MM	OVERALL LENGTH IN. / MM	SET
SVDPM14SBRPT	14-PC. 1/2" Drive MM Deep Spherical Impact Socket Set		
VDP10SMMPT	10	3.07" / 78	•
VDP11SMMPT	11	3.07" / 78	•
VDP12SMMPT	12	3.07" / 78	•
VDP13SMMPT	13	3.07" / 78	•
VDP14SMMPT	14	3.07" / 78	•
VDP15SMMPT	15	3.07" / 78	•
VDP16SMMPT	16	3.07" / 78	•
VDP17SMMPT	17	3.07" / 78	•
VDP18SMMPT	18	3.07" / 78	•
VDP19SMMPT	19	3.07" / 78	•
VDP21SMMPT	21	3.07" / 78	•
VDP22SMMPT	22	3.07" / 78	•
VDP26SMMPT	26	3.07" / 78	•
VDP27SMMPT	27	3.07" / 78	•
SRVD16MMPT	Socket Rail		•



SVDP13SBRPT
SAE DEEP SPHERICAL
IMPACT SOCKET SET

PRODUCT #	SIZE IN.	OVERALL LENGTH IN. / MM	SET
SVDP13SBRPT	13-PC. 1/2" Drive SAE Deep Spherical Impact Socket Set		
VDP14SPT	7/16"	3.07" / 78	•
VDP16SPT	1/2"	3.07" / 78	•
VDP18SPT	9/16"	3.07" / 78	•
VDP20SPT	5/8"	3.07" / 78	•
VDP22SPT	11/16"	3.07" / 78	•
VDP24SPT	3/4"	3.07" / 78	•
VDP26SPT	13/16"	3.07" / 78	•
VDP28SPT	7/8"	3.07" / 78	•
VDP30SPT	15/16"	3.07" / 78	•
VDP32SPT	1"	3.07" / 78	•
VDP34SPT	1-1/16"	3.07" / 78	•
VDP36SPT	1-1/8"	3.07" / 78	•
VDP38SPT	1-1/4"	3.07" / 78	•
SRVD13PT	Socket Rail		•



1/4" DRIVE MICRO SOCKETS SETS



SM23MPTR



SM23PTR / SM23PTG / SM23PTO 23-PC 1/4" DRIVE SAE 6-PT. MICRO SET (RED, GREEN, ORANGE)

- Compact case for easy access and mobility
- 60 Tooth Count Ratchet providing greater access
- The sockets include a patented non-slip technology which removes fasteners up to 85% rounded
- Variety of 1/4" Hex Bits

INCLUDES:

T-Handle / Extension / Bit Driver 4"
1/4" Hex Drive Flex-Head Bit Ratchet
Slotted Bit 4.5MM, 6.5MM, 8MM
Phillips® BIT #1, #2, #3
Hex Bit 3MM, 4MM, 5MM, 6MM
Male X 1/4" Square Male Adapter 1"
TORX® T8, T10, T15, T20, T25
Non-Slip 6-PT Socket 6MM, 8MM, 10MM, 12MM, 13MM



SM23MPTR / SM23MPTG / SM23MPTO 23-PC 1/4" DRIVE METRIC 6-PT. MICRO SET (RED, GREEN, ORANGE)

- Compact case for easy access and mobility
- 60 Tooth Count Ratchet providing greater access
- The sockets include a patented non-slip technology which removes fasteners up to 85% rounded
- Variety of 1/4" Hex Bits

INCLUDES:

T-Handle / Extension / Bit Driver 4"
1/4" Hex Drive Flex-Head Bit Ratchet
Slotted Bit 4.5MM, 6.5MM, 8MM
Phillips® BIT #1, #2, #3
Hex Bit 3MM, 4MM, 5MM, 6MM
Male X 1/4" Square Male Adapter 1"
TORX® T8, T10, T15, T20, T25
Non-Slip 6-PT Socket 6MM, 8MM, 10MM, 12MM, 13MM

Phillips® is a trademark of Phillips Screw Company | Torx® is a trademark of Acument Intellectual Properties, LLC



SM38MPTR



SM38PTR / SM38PTG / SM38PTO
38-PC 1/4" DRIVE SAE 6-PT. MICRO SET
(RED, GREEN, ORANGE)

- Compact case for easy access and mobility
- 72 Tooth Count Ratchet providing greater access
- The sockets include a patented non-slip technology which removes fasteners up to 85% rounded
- Variety of 1/4" Hex Bits

INCLUDES:

1/4" Drive Spin Handle
 1/4" Hex Drive Bit Ratchet
 1/4" Extension 2" and 4"
 1/4" Universal Joint
 Slotted Bit 3/16", 1/4", 9/32"
 Phillips® Bit #1, #2, #3
 Hex Bit 1/8", 5/32", 3/16", 7/32", 1/4"
 Male X 1/4" Square Male Adapter 1"
 Female x 1/4" Square Female Bit Coupler
 TORX® T8, T10, T15, T20, T25, T27
 Spline M5, M6, M8
 Non-Slip 6-PT Socket 5/32", 3/16", 7/32", 1/4", 9/32",
 5/16", 11/32", 3/8", 7/16", 1/2"



SM38MPTR / SM38MPTG / SM38MPTO
38-PC 1/4" DRIVE METRIC 6-PT. MICRO SET
(RED, GREEN, ORANGE)

- Compact case for easy access and mobility
- 72 Tooth Count Ratchet providing greater access
- The sockets include a patented non-slip technology which removes fasteners up to 85% rounded
- Variety of 1/4" Hex Bits

INCLUDES:

1/4" Drive Spin Handle
 1/4" Hex Drive Bit Ratchet
 1/4" Extension 2" and 4"
 1/4" Universal Joint
 Slotted Bit 4.5MM, 6.5MM, 8MM
 Phillips® BIT #1, #2, #3
 Hex Bit 3MM, 4MM, 5MM, 6MM, 8MM
 Male X 1/4" Square Male Adapter 1"
 Female x 1/4" Square Female Bit Coupler
 TORX® T8, T10, T15, T20, T25, T27
 Spline M5, M6, M8
 Non-Slip 6-PT Socket 5.5MM, 6MM, 7MM, 8MM, 9MM,
 10MM, 11MM, 12MM, 13MM, 14MM

WARNING: Chrome sockets and attachments should only be used with hand-operated handles.



MACTOOLS.COM



WARNING: Cancer and Reproductive Harm - p65warnings.ca.gov
 For more info click on MACTOOLS.COM/PROP65

1/4" DRIVE ECONOMY SOCKETS SETS



The tools on this page have been
PROUDLY MADE IN THE USA
with global components.



SMM446BR 44-PC. 1/4" DRIVE DELUXE SAE AND METRIC SOCKET SET

INCLUDES:

- (10) 3/16" - 9/16" SAE Standard Sockets
- (10) 3/16" - 9/16" SAE Deep Sockets
- (10) 5.5 - 14mm Metric Standard Sockets
- (10) 5.5 - 14mm Metric Deep Sockets
- (2) 2" and 6" Extensions
- (1) Universal Joint
- (1) 5" Ratchet
- (1) Blow-Molded Case



SM192BR 19-PC. 1/4" DRIVE SAE 12-PT. ECONOMY SET



SM196BR 19-PC. 1/4" DRIVE SAE 6-PT. ECONOMY SET



INCLUDES:

- (7) 1/4"-1/2" SAE Standard Sockets
- (7) 1/4"-1/2" SAE Deep Sockets
- (2) 2" and 6" Extensions
- (1) Universal Joint
- (1) 5" Ratchet
- (1) 6-1/4" Spin Handle
- (1) Blow-Molded Case



SMM206BR 20-PC. 1/4" DRIVE METRIC 6-PT. ECONOMY SET



INCLUDES:

- (9) 6-14mm Metric Standard Sockets
- (9) 6-14mm Metric Deep Sockets



SMM246PTR 24-PC. 1/4" DRIVE METRIC 6-PT. SOCKET SET



INCLUDES:

- (12) 5-15mm Metric Standard Sockets
- (12) 5-15mm Metric Deep Sockets

3/8" DRIVE ECONOMY SOCKETS SETS



SX446BR 44-PC. 3/8" DRIVE SAE AND METRIC SOCKET SET

INCLUDES:

- (10) 1/4"-13/16" SAE Standard Sockets
- (10) 1/4"-13/16" SAE Deep Sockets
- (10) 10 - 19mm Metric Standard Sockets
- (10) 10 - 19mm Metric Deep Sockets
- (2) 3" and 6" Extensions
- (1) Universal Joint
- (1) 8" Knurled Ratchet
- (1) Blow-Molded Case



SX196BR 19-PC. SAE MIGHTY ECONOMY

INCLUDES:

- (8) 3/8" - 13/16" SAE Sockets
- (8) 3/8" - 13/16" SAE Deep Sockets
- (1) 3" Extension
- (1) Universal Joint
- (1) 8" Ratchet
- (1) Blow-Molded Case

WARNING: Chrome sockets and attachments should only be used with hand-operated handles.



800.MACTOOLS



WARNING: Cancer and Reproductive Harm - p65warnings.ca.gov
For more info click-on MACTOOLS.COM/PROP65

1/4" AND 3/8" DRIVE

RBRT™ SOCKETS SETS



SSMXH16RBRT
16-Pc. 1/4" AND 3/8" DRIVE ADVANCED STUBBY SAE/METRIC HEX DRIVER SET

PRODUCT #	DESCRIPTION	LENGTH	SET
SSMXH16RBRT	16-Pc. 1/4" and 3/8" Drive Advanced Stubby SAE/Metric Hex Driver Set		
MSSH04RBRTBS	1/4" Drive Advanced Stubby Hex Driver 1/8"	20mm	•
MSSH05RBRTBS	1/4" Drive Advanced Stubby Hex Driver 5/32"	20mm	•
MSSH06RBRTBS	1/4" Drive Advanced Stubby Hex Driver 3/16"	20mm	•
MSSH07RBRTBS	1/4" Drive Advanced Stubby Hex Driver 7/32"	20mm	•
XSSH08RBRTBS	3/8" Drive Advanced Stubby Hex Driver 1/4"	20mm	•
XSSH10RBRTBS	3/8" Drive Advanced Stubby Hex Driver 5/16"	20mm	•
XSSH12RBRTBS	3/8" Drive Advanced Stubby Hex Driver 3/8"	20mm	•
MSSH4MMRBRT	1/4" Drive Advanced Stubby Hex Driver 4mm	20mm	•
MSSH5MMRBRT	1/4" Drive Advanced Stubby Hex Driver 5mm	20mm	•
MSSH6MMRBRT	1/4" Drive Advanced Stubby Hex Driver 6mm	20mm	•
XSSH7MMRBRT	3/8" Drive Advanced Stubby Hex Driver 7mm	20mm	•
XSSH8MMRBRT	3/8" Drive Advanced Stubby Hex Driver 8mm	20mm	•
XSSH9MMRBRT	3/8" Drive Advanced Stubby Hex Driver 9mm	20mm	•
XSSH10MMRBRT	3/8" Drive Advanced Stubby Hex Driver 10mm	20mm	•
XSSH11MMRBRT	3/8" Drive Advanced Stubby Hex Driver 11mm	20mm	•
XSSH12MMRBRT	3/8" Drive Advanced Stubby Hex Driver 12mm	20mm	•



SXLH14RBRT
14-Pc. 3/8" DRIVE ADVANCED LONG SAE/METRIC HEX DRIVER SET

PRODUCT #	DESCRIPTION	LENGTH	SET
SXLH14RBRT	14-Pc. 3/8" Drive Advanced Long SAE/Metric Hex Driver Set		
XLH04RBRT	3/8" Drive Advanced Long Hex Driver 1/8"	177mm	•
XLH05RBRT	3/8" Drive Advanced Long Hex Driver 5/32"	177mm	•
XLH06RBRT	3/8" Drive Advanced Long Hex Driver 3/16"	177mm	•
XLH07RBRT	3/8" Drive Advanced Long Hex Driver 7/32"	177mm	•
XLH08RBRT	3/8" Drive Advanced Long Hex Driver 1/4"	177mm	•
XLH10RBRT	3/8" Drive Advanced Long Hex Driver 5/16"	177mm	•
XLH12RBRT	3/8" Drive Advanced Long Hex Driver 3/8"	177mm	•
XLH4MMRBRT	3/8" Drive Advanced Long Hex Driver 4mm	177mm	•
XLH5MMRBRT	3/8" Drive Advanced Long Hex Driver 5mm	177mm	•
XLH6MMRBRT	3/8" Drive Advanced Long Hex Driver 6mm	177mm	•
XLH7MMRBRT	3/8" Drive Advanced Long Hex Driver 7mm	177mm	•
XLH8MMRBRT	3/8" Drive Advanced Long Hex Driver 8mm	17 mm	•
XLH9MMRBRT	3/8" Drive Advanced Long Hex Driver 9mm	177mm	•
XLH10MMRBRT	3/8" Drive Advanced Long Hex Driver 10mm	177mm	•

WARNING: Chrome sockets and attachments should only be used with hand-operated handles.



1/4", 3/8" AND 1/2" DRIVE

RBRT™ SOCKETS SETS



SMH17RBRT

17-PC. 1/4" DRIVE ADVANCED SAE/METRIC HEX DRIVER SET

PRODUCT #	DESCRIPTION	LENGTH	SET
SMH17RBRT	17-Pc. 1/4" Drive Advanced SAE/Metric Hex Driver Set		
MH2RBRTBS	1/4" Drive Advanced Hex Driver 1/16"	70mm	•
MH2.5RBRTBS	1/4" Drive Advanced Hex Driver 5/64"	70mm	•
MH3RBRTBS	1/4" Drive Advanced Hex Driver 3/32"	70mm	•
MH3.5RBRTBS	1/4" Drive Advanced Hex Driver 7/64"	70mm	•
MH4RBRTBS	1/4" Drive Advanced Hex Driver 1/8"	70mm	•
MH4.5RBRTBS	1/4" Drive Advanced Hex Driver 9/64"	70mm	•
MH5RBRTBS	1/4" Drive Advanced Hex Driver 5/32"	70mm	•
MH6RBRTBS	1/4" Drive Advanced Hex Driver 3/16"	70mm	•
MH7RBRTBS	1/4" Drive Advanced Hex Driver 7/32"	70mm	•
MH8RBRTBS	1/4" Drive Advanced Hex Driver 1/4"	70mm	•
MH1.5MMRBRTBS	1/4" Drive Advanced Hex Driver 1.5mm	70mm	•
MH2MMRBRTBS	1/4" Drive Advanced Hex Driver 2mm	70mm	•
MH2.5MMRBRTBS	1/4" Drive Advanced Hex Driver 2.5mm	70mm	•
MH3MMRBRTBS	1/4" Drive Advanced Hex Driver 3mm	70mm	•
MH4MMRBRTBS	1/4" Drive Advanced Hex Driver 4mm	70mm	•
MH5MMRBRTBS	1/4" Drive Advanced Hex Driver 5mm	70mm	•
MH6MMRBRTBS	1/4" Drive Advanced Hex Driver 6mm	70mm	•



SXH14RBRT

14-PC. 3/8" DRIVE ADVANCED SAE/METRIC HEX DRIVER SET

PRODUCT #	DESCRIPTION	LENGTH	SET
SXH14RBRT	14-Pc. 3/8" Drive Advanced SAE/Metric Hex Driver Set		
XH2RBRTBS	3/8" Drive Advanced Hex Driver 1/8"	70mm	•
XH3RBRTBS	3/8" Drive Advanced Hex Driver 5/32"	70mm	•
XH4RBRTBS	3/8" Drive Advanced Hex Driver 3/16"	70mm	•
XH5RBRTBS	3/8" Drive Advanced Hex Driver 7/32"	70mm	•
XH6RBRTBS	3/8" Drive Advanced Hex Driver 1/4"	70mm	•
XH7RBRTBS	3/8" Drive Advanced Hex Driver 5/16"	70mm	•
XH8RBRTBS	3/8" Drive Advanced Hex Driver 3/8"	70mm	•
XH4MMRBRTBS	3/8" Drive Advanced Hex Driver 4mm	70mm	•
XH5MMRBRTBS	3/8" Drive Advanced Hex Driver 5mm	70mm	•
XH6MMRBRTBS	3/8" Drive Advanced Hex Driver 6mm	70mm	•
XH7MMRBRTBS	3/8" Drive Advanced Hex Driver 7mm	70mm	•
XH8MMRBRTBS	3/8" Drive Advanced Hex Driver 8mm	70mm	•
XH9MMRBRTBS	3/8" Drive Advanced Hex Driver 9mm	70mm	•
XH10MMRBRTBS	3/8" Drive Advanced Hex Driver 10mm	70mm	•



SVH14RBRT


14-PC. 1/2" DRIVE ADVANCED SAE/METRIC HEX DRIVER SET

PRODUCT #	DESCRIPTION	LENGTH	SET
SVH14RBRT	14-Pc. 1/2" Drive Advanced SAE/Metric Hex Driver Set		
VSH1332RBRTBS	1/2" Drive Advanced Hex Driver 13/32"	70mm	•
VSH716RBRTBS	1/2" Drive Advanced Hex Driver 7/16"	70mm	•
VSH12RBRTBS	1/2" Drive Advanced Hex Driver 1/2"	70mm	•
VSH916RBRTBS	1/2" Drive Advanced Hex Driver 9/16"	70mm	•
VSH58RBRTBS	1/2" Drive Advanced Hex Driver 5/8"	70mm	•
VSH1116RBRTBS	1/2" Drive Advanced Hex Driver 11/16"	70mm	•
VSH34RBRTBS	1/2" Drive Advanced Hex Driver 3/4"	70mm	•
VSH11MMRBRTBS	1/2" Drive Advanced Hex Driver 11mm	70mm	•
VSH12MMRBRTBS	1/2" Drive Advanced Hex Driver 12mm	70mm	•
VSH13MMRBRTBS	1/2" Drive Advanced Hex Driver 13mm	70mm	•
VSH14MMRBRTBS	1/2" Drive Advanced Hex Driver 14mm	70mm	•
VSH15MMRBRTBS	1/2" Drive Advanced Hex Driver 15mm	70mm	•
VSH17MMRBRTBS	1/2" Drive Advanced Hex Driver 17mm	70mm	•
VSH19MMRBRTBS	1/2" Drive Advanced Hex Driver 19mm	70mm	•



3/8" DRIVE

RBRT™ HEX DRIVER SETS




SXMHS7RBRT
7-PC. 3/8" DRIVE ADVANCED
METRIC SHORT HEX DRIVER SET

PRODUCT #	DESCRIPTION	LENGTH	SET
SKMHS7RBRT	7-Pc. 3/8" Drive Advanced Metric Short Hex Driver Set		
XH4MMSRBRTBS	3/8" Drive Advanced Short Hex Driver 4mm	48mm	•
XH5MMSRBRTBS	3/8" Drive Advanced Short Hex Driver 5mm	48mm	•
XH6MMSRBRTBS	3/8" Drive Advanced Short Hex Driver 6mm	48mm	•
XH7MMSRBRTBS	3/8" Drive Advanced Short Hex Driver 7mm	48mm	•
XH8MMSRBRTBS	3/8" Drive Advanced Short Hex Driver 8mm	48mm	•
XH9MMSRBRTBS	3/8" Drive Advanced Short Hex Driver 9mm	48mm	•
XH10MMSRBRTBS	3/8" Drive Advanced Short Hex Driver 10mm	48mm	•




SXHS7RBRT
7-PC. 3/8" DRIVE ADVANCED
SAE HEX DRIVER SET

PRODUCT #	DESCRIPTION	LENGTH	SET
SXHS7RBRT	7-Pc. 3/8" Drive Advanced Sae Hex Driver Set		
XH2SRBRTBS	3/8" Drive Advanced Short Hex Driver 1/8"	48mm	•
XH3SRBRTBS	3/8" Drive Advanced Short Hex Driver 5/32"	48mm	•
XH4SRBRTBS	3/8" Drive Advanced Short Hex Driver 3/16"	48mm	•
XH5SRBRTBS	3/8" Drive Advanced Short Hex Driver 7/32"	48mm	•
XH6SRBRTBS	3/8" Drive Advanced Short Hex Driver 1/4"	48mm	•
XH7SRBRTBS	3/8" Drive Advanced Short Hex Driver 5/16"	48mm	•
XH8SRBRTBS	3/8" Drive Advanced Short Hex Driver 3/8"	48mm	•



SXMH7RBRT
7-PC. 3/8" DRIVE ADVANCED
METRIC HEX DRIVER SET

PRODUCT #	DESCRIPTION	LENGTH	SET
SXMH7RBRT	7-Pc. 3/8" Drive Advanced Metric Hex Driver Set		
XH4MMRBRTBS	3/8" Drive Advanced Hex Driver 4mm	70mm	•
XH5MMRBRTBS	3/8" Drive Advanced Hex Driver 5mm	70mm	•
XH6MMRBRTBS	3/8" Drive Advanced Hex Driver 6mm	70mm	•
XH7MMRBRTBS	3/8" Drive Advanced Hex Driver 7mm	70mm	•
XH8MMRBRTBS	3/8" Drive Advanced Hex Driver 8mm	70mm	•
XH9MMRBRTBS	3/8" Drive Advanced Hex Driver 9mm	70mm	•
XH10MMRBRTBS	3/8" Drive Advanced Hex Driver 10mm	70mm	•



SXH7RBRT
7-PC. 3/8" DRIVE ADVANCED
SAE HEX DRIVER SET

PRODUCT #	DESCRIPTION	LENGTH	SET
SXH7RBRT	7-Pc. 3/8" Drive Advanced Sae Hex Driver Set		
XH2SRBRTBS	3/8" Drive Advanced Short Hex Driver 1/8"	48mm	•
XH3SRBRTBS	3/8" Drive Advanced Short Hex Driver 5/32"	48mm	•
XH4SRBRTBS	3/8" Drive Advanced Short Hex Driver 3/16"	48mm	•
XH5SRBRTBS	3/8" Drive Advanced Short Hex Driver 7/32"	48mm	•
XH6SRBRTBS	3/8" Drive Advanced Short Hex Driver 1/4"	48mm	•
XH7SRBRTBS	3/8" Drive Advanced Short Hex Driver 5/16"	48mm	•
XH8SRBRTBS	3/8" Drive Advanced Short Hex Driver 3/8"	48mm	•

WARNING: Chrome sockets and attachments should only be used with hand-operated handles.

3/8" DRIVE

RBRT™ SPEED HEX DRIVER SETS



SXSH14RBRT

14-PC. 3/8" DRIVE ADVANCED SAE/METRIC SPEED HEX DRIVER SET

PRODUCT #	DESCRIPTION	LENGTH	SET
SXSH14RBRT	14-Pc. 3/8" Drive Advanced SAE/Metric Speed Hex Driver Set		
XSH2RBRTBS	3/8" Drive Advanced Speed Hex Driver 1/8"	70mm	•
XSH3RBRTBS	3/8" Drive Advanced Speed Hex Driver 5/32"	70mm	•
XSH4RBRTBS	3/8" Drive Advanced Speed Hex Driver 3/16"	70mm	•
XSH5RBRTBS	3/8" Drive Advanced Speed Hex Driver 7/32"	70mm	•
XSH6RBRTBS	3/8" Drive Advanced Speed Hex Driver 1/4"	70mm	•
XSH7RBRTBS	3/8" Drive Advanced Speed Hex Driver 5/16"	70mm	•
XSH8RBRTBS	3/8" Drive Advanced Speed Hex Driver 3/8"	70mm	•
XSH3MMRBRTBS	3/8" Drive Advanced Speed Hex Driver 4mm	70mm	•
XSH4MMRBRTBS	3/8" Drive Advanced Speed Hex Driver 5mm	70mm	•
XSH5MMRBRTBS	3/8" Drive Advanced Speed Hex Driver 6mm	70mm	•
XSH6MMRBRTBS	3/8" Drive Advanced Speed Hex Driver 7mm	70mm	•
XSH7MMRBRTBS	3/8" Drive Advanced Speed Hex Driver 8mm	70mm	•
XSH8MMRBRTBS	3/8" Drive Advanced Speed Hex Driver 9mm	70mm	•
XSH9MMRBRTBS	3/8" Drive Advanced Speed Hex Driver 10mm	70mm	•



SXSHLM7RBRT

7-PC. 3/8" DRIVE ADVANCED LONG METRIC SPEED HEX DRIVER SET

PRODUCT #	DESCRIPTION	LENGTH	SET
SXSHLM7RBRT	7-Pc. 3/8" Drive Advanced Long Metric Speed Hex Driver Set		
XSH3MMLRBRTBS	3/8" Drive Advanced Long Speed Hex Driver 4mm	155mm	•
XSH4MMLRBRTBS	3/8" Drive Advanced Long Speed Hex Driver 5mm	155mm	•
XSH5MMLRBRTBS	3/8" Drive Advanced Long Speed Hex Driver 6mm	155mm	•
XSH6MMLRBRTBS	3/8" Drive Advanced Long Speed Hex Driver 7mm	155mm	•
XSH7MMLRBRTBS	3/8" Drive Advanced Long Speed Hex Driver 8mm	155mm	•
XSH8MMLRBRTBS	3/8" Drive Advanced Long Speed Hex Driver 9mm	155mm	•
XSH9MMLRBRTBS	3/8" Drive Advanced Long Speed Hex Driver 10mm	155mm	•



SXSHL7RBRT

7-PC. 3/8" DRIVE ADVANCED LONG SAE SPEED HEX DRIVER SET

PRODUCT #	DESCRIPTION	LENGTH	SET
SXSHL7RBRT	7-Pc. 3/8" Drive Advanced Long Sae Speed Hex Driver Set		
XSH2LRBRTBS	3/8" Drive Advanced Long Speed Hex Driver 1/8"	155mm	•
XSH3LRBRTBS	3/8" Drive Advanced Long Speed Hex Driver 5/32"	155mm	•
XSH4LRBRTBS	3/8" Drive Advanced Long Speed Hex Driver 3/16"	155mm	•
XSH5LRBRTBS	3/8" Drive Advanced Long Speed Hex Driver 7/32"	155mm	•
XSH6LRBRTBS	3/8" Drive Advanced Long Speed Hex Driver 1/4"	155mm	•
XSH7LRBRTBS	3/8" Drive Advanced Long Speed Hex Driver 5/16"	155mm	•
XSH8LRBRTBS	3/8" Drive Advanced Long Speed Hex Driver 3/8"	155mm	•



3/8" DRIVE

RBRT™ IMPACT HEX DRIVER SETS



SXHP14RBRT
14-PC. 3/8" DRIVE ADVANCED
SAE/METRIC IMPACT HEX DRIVER SET

PRODUCT #	DESCRIPTION	LENGTH	SET
SXHP14RBRT	14-Pc. 3/8" Drive Advanced Impact Hex Driver Set		
XH04PRBRTBS	3/8" Drive Advanced Impact Hex Driver 1/8"	50mm	•
XH05PRBRTBS	3/8" Drive Advanced Impact Hex Driver 5/32"	50mm	•
XH06PRBRTBS	3/8" Drive Advanced Impact Hex Driver 3/16"	50mm	•
XH07PRBRTBS	3/8" Drive Advanced Impact Hex Driver 7/32"	50mm	•
XH08PRBRTBS	3/8" Drive Advanced Impact Hex Driver 1/4"	50mm	•
XH10PRBRTBS	3/8" Drive Advanced Impact Hex Driver 5/16"	50mm	•
XH12PRBRTBS	3/8" Drive Advanced Impact Hex Driver 3/8"	50mm	•
XH4MMPRBRTBS	3/8" Drive Advanced Impact Hex Driver 4mm	50mm	•
XH5MMPRBRTBS	3/8" Drive Advanced Impact Hex Driver 5mm	50mm	•
XH6MMPRBRTBS	3/8" Drive Advanced Impact Hex Driver 6mm	50mm	•
XH7MMPRBRTBS	3/8" Drive Advanced Impact Hex Driver 7mm	50mm	•
XH8MMPRBRTBS	3/8" Drive Advanced Impact Hex Driver 8mm	50mm	•
XH10MMPRBRTBS	3/8" Drive Advanced Impact Hex Driver 10mm	50mm	•
XH12MMPRBRTBS	3/8" Drive Advanced Impact Hex Driver 12mm	50mm	•



SXHLP14RBRT
14-PC. 3/8" DRIVE ADVANCED LONG
SAE/METRIC IMPACT HEX DRIVER SET

PRODUCT #	DESCRIPTION	LENGTH	SET
SXHLP14RBRT	14-Pc. 3/8" Drive Advanced Long Impact Hex Driver Set		
XH04LPBRTBS	3/8" Drive Advanced Long Impact Hex Driver 1/8"	78mm	•
XH05LPBRTBS	3/8" Drive Advanced Long Impact Hex Driver 5/32"	78mm	•
XH06LPBRTBS	3/8" Drive Advanced Long Impact Hex Driver 3/16"	78mm	•
XH07LPBRTBS	3/8" Drive Advanced Long Impact Hex Driver 7/32"	78mm	•
XH08LPBRTBS	3/8" Drive Advanced Long Impact Hex Driver 1/4"	78mm	•
XH10LPBRTBS	3/8" Drive Advanced Long Impact Hex Driver 5/16"	78mm	•
XH12LPBRTBS	3/8" Drive Advanced Long Impact Hex Driver 3/8"	78mm	•
XH4MMLPBRTBS	3/8" Drive Advanced Long Impact Hex Driver 4mm	78mm	•
XH5MMLPBRTBS	3/8" Drive Advanced Long Impact Hex Driver 5mm	78mm	•
XH6MMLPBRTBS	3/8" Drive Advanced Long Impact Hex Driver 6mm	78mm	•
XH7MMLPBRTBS	3/8" Drive Advanced Long Impact Hex Driver 7mm	78mm	•
XH8MMLPBRTBS	3/8" Drive Advanced Long Impact Hex Driver 8mm	78mm	•
XH10MMLPBRTBS	3/8" Drive Advanced Long Impact Hex Driver 10mm	78mm	•
XH12MMLPBRTBS	3/8" Drive Advanced Long Impact Hex Driver 12mm	78mm	•



SVXMTS12RBRT
12-PC. ADVANCED TRIPLE SQUARE SET

PRODUCT #	DESCRIPTION	LENGTH	SET
SVXMTS12RBRT	12-Pc. Advanced Triple Square Set		
MTS4MMRBRT	1/4" Drive Advanced Triple Square M4	37mm	•
MTS5MMRBRT	1/4" Drive Advanced Triple Square M5	37mm	•
MTS6MMRBRT	1/4" Drive Advanced Triple Square M6	37mm	•
XTS7MMRBRT	3/8" Drive Advanced Triple Square M7	48mm	•
XTS8MMRBRT	3/8" Drive Advanced Triple Square M8	48mm	•
XTS9MMRBRT	3/8" Drive Advanced Triple Square M9	48mm	•
XTS10MMRBRT	3/8" Drive Advanced Triple Square M10	48mm	•
XTS12MMRBRT	3/8" Drive Advanced Triple Square M12	48mm	•
XTS13MMRBRT	3/8" Drive Advanced Triple Square M13	48mm	•
XTS14MMRBRT	3/8" Drive Advanced Triple Square M14	48mm	•
VTS16MMRBRT	1/2" Drive Advanced Triple Square M16	55mm	•
VTS18MMRBRT	1/2" Drive Advanced Triple Square M18	55mm	•

MULTI DRIVE


RBRT™ TRIPLE SQUARE SETS



SVXMLTS12RBRT

12-PC. ADVANCED LONG TRIPLE SQUARE SET

PRODUCT #	DESCRIPTION	LENGTH	SET
SVXMLTS12RBRT	12-Pc. Advanced Long Triple Square Set		
MLTS4MMRBRT	1/4" Drive Advanced Long Triple Square M4	155mm	•
MLTS5MMRBRT	1/4" Drive Advanced Long Triple Square M5	155mm	•
MLTS6MMRBRT	1/4" Drive Advanced Long Triple Square M6	155mm	•
XLTS7MMRBRT	3/8" Drive Advanced Long Triple Square M7	155mm	•
XLTS8MMRBRT	3/8" Drive Advanced Long Triple Square M8	155mm	•
XLTS9MMRBRT	3/8" Drive Advanced Long Triple Square M9	155mm	•
XLTS10MMRBRT	3/8" Drive Advanced Long Triple Square M10	155mm	•
XLTS12MMRBRT	3/8" Drive Advanced Long Triple Square M12	155mm	•
XLTS13MMRBRT	3/8" Drive Advanced Long Triple Square M13	155mm	•
XLTS14MMRBRT	3/8" Drive Advanced Long Triple Square M14	155mm	•
XLTS16MMRBRT	1/2" Drive Advanced Long Triple Square M16	155mm	•
XLTS18MMRBRT	1/2" Drive Advanced Long Triple Square M18	155mm	•



SVXMPTS12RBRT

12-PC. ADVANCED IMPACT TRIPLE SQUARE SET

PRODUCT #	DESCRIPTION	LENGTH	SET
SVXMPTS12RBRT	12-Pc. Advanced Impact Triple Square Set		
MTPS4MMRBRT	1/4" Drive Advanced Triple Square M4	37mm	•
MTPS5MMRBRT	1/4" Drive Advanced Triple Square M5	37mm	•
MTPS6MMRBRT	1/4" Drive Advanced Triple Square M6	37mm	•
XTPS7MMRBRT	3/8" Drive Advanced Triple Square M7	48mm	•
XTPS8MMRBRT	3/8" Drive Advanced Triple Square M8	48mm	•
XTPS9MMRBRT	3/8" Drive Advanced Triple Square M9	48mm	•
XTPS10MMRBRT	3/8" Drive Advanced Triple Square M10	48mm	•
XTPS12MMRBRT	3/8" Drive Advanced Triple Square M12	48mm	•
XTPS13MMRBRT	3/8" Drive Advanced Triple Square M13	48mm	•
XTPS14MMRBRT	3/8" Drive Advanced Triple Square M14	48mm	•
VTPS16MMRBRT	1/2" Drive Advanced Triple Square M16	55mm	•
VTPS18MMRBRT	1/2" Drive Advanced Triple Square M18	55mm	•



SVXMLPTS12RBRT

12-PC. ADVANCED LONG IMPACT TRIPLE SQUARE SET

PRODUCT #	DESCRIPTION	LENGTH	SET
SVXMLPTS12RBRT	12-Pc. Advanced Long Impact Triple Square Set		
MPLTS4MMRBRT	1/4" Drive Advanced Impact Long Triple Square M4	27mm	•
MPLTS5MMRBRT	1/4" Drive Advanced Impact Long Triple Square M5	27mm	•
MPLTS6MMRBRT	1/4" Drive Advanced Impact Long Triple Square M6	27mm	•
XPLTS7MMRBRT	3/8" Drive Advanced Impact Long Triple Square M7	78mm	•
XPLTS8MMRBRT	3/8" Drive Advanced Impact Long Triple Square M8	78mm	•
XPLTS9MMRBRT	3/8" Drive Advanced Impact Long Triple Square M9	78mm	•
XPLTS10MMRBRT	3/8" Drive Advanced Impact Long Triple Square M10	78mm	•
XPLTS12MMRBRT	3/8" Drive Advanced Impact Long Triple Square M12	78mm	•
XPLTS13MMRBRT	3/8" Drive Advanced Impact Long Triple Square M13	78mm	•
XPLTS14MMRBRT	3/8" Drive Advanced Impact Long Triple Square M14	78mm	•
VPLTS16MMRBRT	1/2" Drive Advanced Impact Long Triple Square M16	78mm	•
VPLTS18MMRBRT	1/2" Drive Advanced Impact Long Triple Square M18	78mm	•

WARNING: Chrome sockets and attachments should only be used with hand-operated handles.



MULTI DRIVE

RBRT™ EXTRACTOR SETS



SXE7RBET (NOT SHOWN)
7-PC. STANDARD RBRT EXTRACTOR SET

PRODUCT #	DESCRIPTION	LENGTH	SET
SXE7RBET	7-Pc. Standard RBRT Extractor Set		
EX1RBET	#1 Extractor	70mm	•
EX2RBET	#2 Extractor	70mm	•
EX3RBET	#3 Extractor	70mm	•
EX4RBET	#4 Extractor	70mm	•
EX5RBET	#5 Extractor	70mm	•
EX6RBET	#6 Extractor	70mm	•
EX7RBET	#7 Extractor	70mm	•

SXE7RBTFOR
7-PC. STANDARD
RBRT EXTRACTOR SET WITH F.O.R.

PRODUCT #	DESCRIPTION	LENGTH	SET
SXE7RBTFOR	7-Pc. Standard RBRT Extractor Set with FOR		
EX1RBTFOR	RBRT FOR Extractor #1	70mm	•
EX2RBTFOR	RBRT FOR Extractor #2	70mm	•
EX3RBTFOR	RBRT FOR Extractor #3	70mm	•
EX4RBTFOR	RBRT FOR Extractor #4	70mm	•
EX5RBTFOR	RBRT FOR Extractor #5	70mm	•
EX6RBTFOR	RBRT FOR Extractor #6	70mm	•
EX7RBTFOR	RBRT FOR Extractor #7	70mm	•

SXLE4RBRT
4-PC. LONG RBRT EXTRACTOR SET

PRODUCT #	DESCRIPTION	LENGTH	SET
SXLE4RBRT	4-Pc. Long RBRT Extractor Set		
EXL4RBRT	#4 6" Extractor	155mm	•
EXL5RBRT	#5 6" Inch Extractor	155mm	•
EXL6RBRT	#6 6" Inch Extractor	155mm	•
EXL7RBRT	#7 6" Inch Extractor	155mm	•

1/4" DRIVE RBRT™ EXTRACTOR SETS WITH F.O.R.



SMPEX9RBRT
9-PC. 1/4" DRIVE SAE IMPACT
RBRT EXTRACTOR SOCKET SET WITH F.O.R.

PRODUCT #	DESCRIPTION	LENGTH	SET
SMPEX9RBRT	9-Pc. 1/4" Drive SAE Impact RBRT Extractor Socket Set with FOR		
MPEX06RBRT	3/16" RBRT FOR Extractor Socket 1/4" Drive	35mm	•
MPEX07RBRT	7/32" RBRT FOR Extractor Socket 1/4" Drive	35mm	•
MPEX08RBRT	1/4" RBRT FOR Extractor Socket 1/4" Drive	35mm	•
MPEX09RBRT	9/32" RBRT FOR Extractor Socket 1/4" Drive	35mm	•
MPEX10RBRT	5/16" RBRT FOR Extractor Socket 1/4" Drive	35mm	•
MPEX11RBRT	11/32" RBRT FOR Extractor Socket 1/4" Drive	35mm	•
MPEX12RBRT	3/8" RBRT FOR Extractor Socket 1/4" Drive	35mm	•
MPEX14RBRT	7/16" RBRT FOR Extractor Socket 1/4" Drive	35mm	•
MPEX16RBRT	1/2" RBRT FOR Extractor Socket 1/4" Drive	35mm	•
MEPUSHRBRTFOR	M3.5 1/4" Drive Socket Pusher	55mm	•
	M6 1/4" Drive Socket Pusher	55mm	•



SMMPEX9RBRT
9-PC. 1/4" DRIVE METRIC IMPACT
RBRT EXTRACTOR SOCKET SET WITH F.O.R.

PRODUCT #	DESCRIPTION	LENGTH	SET
SMMPEX9RBRT	9-Pc. 1/4" Drive Metric Impact RBRT Extractor Socket Set with FOR		
MMPEX4RBRT	4mm RBRT FOR Extractor Socket 1/4" Drive	35mm	•
MMPEX5RBRT	5mm RBRT FOR Extractor Socket 1/4" Drive	35mm	•
MMPEX6RBRT	6mm RBRT FOR Extractor Socket 1/4" Drive	35mm	•
MMPEX7RBRT	7mm RBRT FOR Extractor Socket 1/4" Drive	35mm	•
MMPEX8RBRT	8mm RBRT FOR Extractor Socket 1/4" Drive	35mm	•
MMPEX9RBRT	9mm RBRT FOR Extractor Socket 1/4" Drive	35mm	•
MMPEX10RBRT	10mm RBRT FOR Extractor Socket 1/4" Drive	35mm	•
MMPEX11RBRT	11mm RBRT FOR Extractor Socket 1/4" Drive	35mm	•
MMPEX12RBRT	12mm RBRT FOR Extractor Socket 1/4" Drive	35mm	•
MEPUSHRBRTFOR	M3.5 1/4" Drive Socket Pusher	55mm	•
	M6 1/4" Drive Socket Pusher	55mm	•



SMDPEX9RBRT
9-PC. 1/4" DRIVE SAE DEEP IMPACT
RBRT EXTRACTOR SOCKET SET WITH F.O.R.

PRODUCT #	DESCRIPTION	LENGTH	SET
SMDPEX9RBRT	9-Pc. 1/4" Drive SAE Impact RBRT Extractor Socket Set with FOR (Deep)		
MDPEX06RBRT	3/16" RBRT FOR Deep Extractor Socket 1/4" Drive	60mm	•
MDPEX07RBRT	7/32" RBRT FOR Deep Extractor Socket 1/4" Drive	60mm	•
MDPEX08RBRT	1/4" RBRT FOR Deep Extractor Socket 1/4" Drive	60mm	•
MDPEX09RBRT	9/32" RBRT FOR Deep Extractor Socket 1/4" Drive	60mm	•
MDPEX10RBRT	5/16" RBRT FOR Deep Extractor Socket 1/4" Drive	60mm	•
MDPEX11RBRT	11/32" RBRT FOR Deep Extractor Socket 1/4" Drive	60mm	•
MDPEX12RBRT	3/8" RBRT FOR Deep Extractor Socket 1/4" Drive	60mm	•
MDPEX14RBRT	7/16" RBRT FOR Deep Extractor Socket 1/4" Drive	60mm	•
MDPEX16RBRT	1/2" RBRT FOR Deep Extractor Socket 1/4" Drive	60mm	•
MEDPUSHRBRTFOR	M3.5 1/4" Drive Deep Socket Pusher	85mm	•
	M6 1/4" Drive Deep Socket Pusher	85mm	•



SMMDPEX9RBRT
9-PC. 1/4" DRIVE METRIC DEEP IMPACT
RBRT EXTRACTOR SOCKET SET WITH F.O.R.

PRODUCT #	DESCRIPTION	LENGTH	SET
SMMDPEX9RBRT	9-Pc. 1/4" Drive Metric Impact RBRT Extractor Socket Set with FOR (Deep)		
MMDPEX4RBRT	4mm RBRT FOR Deep Extractor Socket 1/4" Drive	60mm	•
MMDPEX5RBRT	5mm RBRT FOR Deep Extractor Socket 1/4" Drive	60mm	•
MMDPEX6RBRT	6mm RBRT FOR Deep Extractor Socket 1/4" Drive	60mm	•
MMDPEX7RBRT	7mm RBRT FOR Deep Extractor Socket 1/4" Drive	60mm	•
MMDPEX8RBRT	8mm RBRT FOR Deep Extractor Socket 1/4" Drive	60mm	•
MMDPEX9RBRT	9mm RBRT FOR Deep Extractor Socket 1/4" Drive	60mm	•
MMDPEX10RBRT	10mm RBRT FOR Deep Extractor Socket 1/4" Drive	60mm	•
MMDPEX11RBRT	11mm RBRT FOR Deep Extractor Socket 1/4" Drive	60mm	•
MMDPEX12RBRT	12mm RBRT FOR Deep Extractor Socket 1/4" Drive	60mm	•
MEDPUSHRBRTFOR	M3.5 1/4" Drive Deep Socket Pusher	85mm	•
	M6 1/4" Drive Deep Socket Pusher	85mm	•



3/8" DRIVE

RBRT™ EXTRACTOR SETS WITH F.O.R.



SXPEX5RBRT
5-PC. 3/8" DRIVE SAE IMPACT
RBRT EXTRACTOR SOCKET SET WITH F.O.R.

PRODUCT #	DESCRIPTION	LENGTH	SET
SXPEX5RBRT	5-Pc. 3/8" Drive SAE Impact RBRT Extractor Socket Set with FOR		
XPEX14RBRT	7/16" RBRT FOR Extractor Socket 3/8" Drive	35mm	•
XPEX16RBRT	1/2" RBRT FOR Extractor Socket 3/8" Drive	35mm	•
XPEX18RBRT	9/16" RBRT FOR Extractor Socket 3/8" Drive	35mm	•
XPEX20RBRT	5/8" RBRT FOR Extractor Socket 3/8" Drive	38mm	•
XPEX22RBRT	11/16" RBRT FOR Extractor Socket 3/8" Drive	38mm	•
XEPUSHRBRTFOR	M9 3/8" Drive Socket Pusher	55mm	•



SXMPEX8RBRT
8-PC. 3/8" DRIVE METRIC IMPACT
RBRT EXTRACTOR SOCKET SET WITH F.O.R.

PRODUCT #	DESCRIPTION	LENGTH	SET
SXMPEX8RBRT	8-Pc. 3/8" Drive Metric Impact RBRT Extractor Socket Set with FOR		
XPMEX11RBRT	11mm RBRT FOR Extractor Socket 3/8" Drive	35mm	•
XPMEX12RBRT	12mm RBRT FOR Extractor Socket 3/8" Drive	35mm	•
XPMEX13RBRT	13mm RBRT FOR Extractor Socket 3/8" Drive	35mm	•
XPMEX14RBRT	14mm RBRT FOR Extractor Socket 3/8" Drive	35mm	•
XPMEX15RBRT	15mm RBRT FOR Extractor Socket 3/8" Drive	35mm	•
XPMEX16RBRT	16mm RBRT FOR Extractor Socket 3/8" Drive	35mm	•
XPMEX17RBRT	17mm RBRT FOR Extractor Socket 3/8" Drive	35mm	•
XPMEX18RBRT	18mm RBRT FOR Extractor Socket 3/8" Drive	35mm	•
XEPUSHRBRTFOR	M9 3/8" Drive Socket Pusher	55mm	•



SXDPEX5RBRT
5-PC. 3/8" DRIVE SAE DEEP IMPACT
RBRT EXTRACTOR SOCKET SET WITH F.O.R.

PRODUCT #	DESCRIPTION	LENGTH	SET
SXDPEX5RBRT	5-Pc. 3/8" Drive SAE Deep Impact RBRT Extractor Socket Set with FOR		
XPDEX14RBRT	7/16" RBRT FOR Deep Extractor Socket 3/8" Drive	70mm	•
XPDEX16RBRT	1/2" RBRT FOR Deep Extractor Socket 3/8" Drive	70mm	•
XPDEX18RBRT	9/16" RBRT FOR Deep Extractor Socket 3/8" Drive	70mm	•
XPDEX20RBRT	5/8" RBRT FOR Deep Extractor Socket 3/8" Drive	70mm	•
XPDEX22RBRT	11/16" RBRT FOR Deep Extractor Socket 3/8" Drive	70mm	•
XEDPUSHRBRTFOR	M9 3/8" Drive Deep Socket Pusher	85mm	•



SXM DPEX8RBRT
8-PC. 3/8" DRIVE METRIC DEEP IMPACT
RBRT EXTRACTOR SOCKET SET WITH F.O.R.

PRODUCT #	DESCRIPTION	LENGTH	SET
SXM DPEX8RBRT	8-Pc. 3/8" Drive Metric Impact RBRT Extractor Socket Set with FOR		
XPDMEX11RBRT	11mm RBRT FOR Deep Extractor Socket 3/8" Drive	70mm	•
XPDMEX12RBRT	12mm RBRT FOR Deep Extractor Socket 3/8" Drive	70mm	•
XPDMEX13RBRT	13mm RBRT FOR Deep Extractor Socket 3/8" Drive	70mm	•
XPDMEX14RBRT	14mm RBRT FOR Deep Extractor Socket 3/8" Drive	70mm	•
XPDMEX15RBRT	15mm RBRT FOR Deep Extractor Socket 3/8" Drive	70mm	•
XPDMEX16RBRT	16mm RBRT FOR Deep Extractor Socket 3/8" Drive	70mm	•
XPDMEX17RBRT	17mm RBRT FOR Deep Extractor Socket 3/8" Drive	70mm	•
XPDMEX18RBRT	18mm RBRT FOR Deep Extractor Socket 3/8" Drive	70mm	•
XEDPUSHRBRTFOR	M9 3/8" Drive Deep Socket Pusher	85mm	•

1/2" DRIVE

RBRT™ EXTRACTOR SETS WITH F.O.R.



SVPEX5RBRT
5-PC. 1/2" DRIVE SAE IMPACT
RBRT EXTRACTOR SOCKET SET WITH F.O.R.

PRODUCT #	DESCRIPTION	LENGTH	SET
SVPEX5RBRT	5-Pc. 1/2" Drive SAE Impact RBRT Extractor Socket Set with FOR		
VPPEX24RBRT	3/4" RBRT FOR Extractor Socket 1/2" Drive	50mm	•
VPPEX26RBRT	13/16" RBRT FOR Extractor Socket 1/2" Drive	50mm	•
VPPEX28RBRT	7/8" RBRT FOR Extractor Socket 1/2" Drive	50mm	•
VPPEX30RBRT	15/16" RBRT FOR Extractor Socket 1/2" Drive	50mm	•
VPPEX32RBRT	1" RBRT FOR Extractor Socket 1/2" Drive	50mm	•
VEPUSHRBRTFOR	M12 1/2" Drive Socket Pusher	75mm	•



SVMPEX7RBRT
7-PC. 1/2" DRIVE METRIC IMPACT
RBRT EXTRACTOR SOCKET SET WITH F.O.R.

PRODUCT #	DESCRIPTION	LENGTH	SET
SVMPEX7RBRT	7-Pc. 1/2" Drive Metric Impact RBRT Extractor Socket Set with FOR		
VPMEX19RBRT	19mm RBRT FOR Extractor Socket 1/2" Drive	50mm	•
VPMEX20RBRT	20mm RBRT FOR Extractor Socket 1/2" Drive	50mm	•
VPMEX21RBRT	21mm RBRT FOR Extractor Socket 1/2" Drive	50mm	•
VPMEX22RBRT	22mm RBRT FOR Extractor Socket 1/2" Drive	50mm	•
VPMEX23RBRT	23mm RBRT FOR Extractor Socket 1/2" Drive	50mm	•
VPMEX24RBRT	24mm RBRT FOR Extractor Socket 1/2" Drive	50mm	•
VPMEX25RBRT	25mm RBRT FOR Extractor Socket 1/2" Drive	50mm	•
VEPUSHRBRTFOR	M12 1/2" Drive Socket Pusher	75mm	•



SVMDPEX7RBRT
7-PC. 1/2" DRIVE METRIC DEEP IMPACT
RBRT EXTRACTOR SOCKET SET WITH F.O.R.

PRODUCT #	DESCRIPTION	LENGTH	SET
SVMDPEX7RBRT	5-Pc. 1/2" Drive SAE Deep Impact RBRT Extractor Socket Set with FOR		
VPDMEX19RBRT	19mm RBRT FOR Deep Extractor Socket 1/2" Drive	80mm	•
VPDMEX20RBRT	20mm RBRT FOR Deep Extractor Socket 1/2" Drive	80mm	•
VPDMEX21RBRT	21mm RBRT FOR Deep Extractor Socket 1/2" Drive	80mm	•
VPDMEX22RBRT	22mm RBRT FOR Deep Extractor Socket 1/2" Drive	80mm	•
VPDMEX23RBRT	23mm RBRT FOR Deep Extractor Socket 1/2" Drive	80mm	•
VPDMEX24RBRT	24mm RBRT FOR Deep Extractor Socket 1/2" Drive	80mm	•
VPDMEX25RBRT	25mm RBRT FOR Deep Extractor Socket 1/2" Drive	80mm	•
VEDPUSHRBRTFOR	M12 1/2" Drive Deep Socket Pusher	105mm	•

MULTI DRIVE

RBRT™ STAR SETS



SST13RBRT 13-PC. ADVANCED STUBBY STAR SET

PRODUCT #	DESCRIPTION	LENGTH	SET
SST13RBRT	13-Pc. Advance Stubby Star Set		
MST08RBRT	1/4" Drive Advanced Stubby Star T8 Stubby	20mm	•
MST10RBRT	1/4" Drive Advanced Stubby Star T10 Stubby	20mm	•
MST15RBRT	1/4" Drive Advanced Stubby Star T15 Stubby	20mm	•
MST20RBRT	1/4" Drive Advanced Stubby Star T20 Stubby	20mm	•
MST25RBRT	1/4" Drive Advanced Stubby Star T25 Stubby	20mm	•
MST27RBRT	1/4" Drive Advanced Stubby Star T27 Stubby	20mm	•
XST30RBRT	3/8" Drive Advanced Stubby Star T30 Stubby	20mm	•
XST40RBRT	3/8" Drive Advanced Stubby Star T40 Stubby	20mm	•
XST45RBRT	3/8" Drive Advanced Stubby Star T45 Stubby	20mm	•
XST47RBRT	3/8" Drive Advanced Stubby Star T47 Stubby	20mm	•
XST50RBRT	3/8" Drive Advanced Stubby Star T50 Stubby	20mm	•
XST55RBRT	3/8" Drive Advanced Stubby Star T55 Stubby	20mm	•
VST60RBRT	1/2" Drive Advanced Stubby Star T60 Stubby	20mm	•



SLT13RBRT 13-PC. ADVANCED LONG STAR SET

PRODUCT #	DESCRIPTION	LENGTH	SET
SLT13RBRT	13-Pc. Advance Long Star Set		
MLT08RBRT	1/4" Drive Advanced Long Star T8	135mm	•
MLT10RBRT	1/4" Drive Advanced Long Star T10	135mm	•
MLT15RBRT	1/4" Drive Advanced Long Star T15	135mm	•
MLT20RBRT	1/4" Drive Advanced Long Star T20	135mm	•
MLT25RBRT	1/4" Drive Advanced Long Star T25	135mm	•
MLT27RBRT	1/4" Drive Advanced Long Star T27	135mm	•
XLT30RBRT	3/8" Drive Advanced Long Star T30	135mm	•
XLT40RBRT	3/8" Drive Advanced Long Star T40	135mm	•
XLT45RBRT	3/8" Drive Advanced Long Star T45	135mm	•
XLT47RBRT	3/8" Drive Advanced Long Star T47	135mm	•
XLT50RBRT	3/8" Drive Advanced Long Star T50	135mm	•
XLT55RBRT	3/8" Drive Advanced Long Star T55	135mm	•
VLT60RBRT	1/2" Drive Advanced Long Star T60	155mm	•

ST13RBRT 13-PC. ADVANCED STAR SET

PRODUCT #	DESCRIPTION	LENGTH	SET
ST13RBRT	13-Pc. Advance Star Set		
MT08RBRT	1/4" Drive Advanced Star T8	37mm	•
MT10RBRT	1/4" Drive Advanced Star T10	37mm	•
MT15RBRT	1/4" Drive Advanced Star T15	37mm	•
MT20RBRT	1/4" Drive Advanced Star T20	37mm	•
MT25RBRT	1/4" Drive Advanced Star T25	37mm	•
MT27RBRT	1/4" Drive Advanced Star T27	37mm	•
XT30RBRT	3/8" Drive Advanced Star T30	48mm	•
XT40RBRT	3/8" Drive Advanced Star T40	48mm	•
XT45RBRT	3/8" Drive Advanced Star T45	48mm	•
XT47RBRT	3/8" Drive Advanced Star T47	48mm	•
XT50RBRT	3/8" Drive Advanced Star T50	48mm	•
XT55RBRT	3/8" Drive Advanced Star T55	48mm	•
VT60RBRT	1/2" Drive Advanced Star T60	55mm	•



WARNING: Chrome sockets and attachments should only be used with hand-operated handles.

1/2" DRIVE

RBRT™ IMPACT HEX SETS



SVHP14RBRT
14-Pc. 1/2" DRIVE
ADVANCED IMPACT HEX DRIVER SET



SVHLP14RBRT
14-Pc. 1/2" DRIVE ADVANCED
LONG IMPACT HEX DRIVER SET

PRODUCT #	DESCRIPTION	LENGTH	SET
SVHP14RBRT	14-Pc. 1/2" Drive Advance Impact Hex Driver Set		
VH14PRBRTBS	1/2" Drive Advanced Impact Hex Driver 7/16	50mm	•
VH16PRBRTBS	1/2" Drive Advanced Impact Hex Driver 1/2	50mm	•
VH18PRBRTBS	1/2" Drive Advanced Impact Hex Driver 9/16	50mm	•
VH20PRBRTBS	1/2" Drive Advanced Impact Hex Driver 5/8	50mm	•
VH22PRBRTBS	1/2" Drive Advanced Impact Hex Driver 11/16	50mm	•
VH24PRBRTBS	1/2" Drive Advanced Impact Hex Driver 3/4	50mm	•
VH26PRBRTBS	1/2" Drive Advanced Impact Hex Driver 13/16	50mm	•
VH13MMPRBRTBS	1/2" Drive Advanced Impact Hex Driver 13	50mm	•
VH14MMPRBRTBS	1/2" Drive Advanced Impact Hex Driver 14	50mm	•
VH15MMPRBRTBS	1/2" Drive Advanced Impact Hex Driver 15	50mm	•
VH16MMPRBRTBS	1/2" Drive Advanced Impact Hex Driver 16	50mm	•
VH17MMPRBRTBS	1/2" Drive Advanced Impact Hex Driver 17	50mm	•
VH18MMPRBRTBS	1/2" Drive Advanced Impact Hex Driver 18	50mm	•
VH19MMPRBRTBS	1/2" Drive Advanced Impact Hex Driver 19	50mm	•

PRODUCT #	DESCRIPTION	LENGTH	SET
SVHLP14RBRT	14-Pc. 1/2" Drive Advance Long Impact Hex Driver Set		
VH14LPRBRTBS	1/2" Drive Advanced Long Impact Hex Driver 7/16	78mm	•
VH16LPRBRTBS	1/2" Drive Advanced Long Impact Hex Driver 1/2	78mm	•
VH18LPRBRTBS	1/2" Drive Advanced Long Impact Hex Driver 9/16	78mm	•
VH20LPRBRTBS	1/2" Drive Advanced Long Impact Hex Driver 5/8	78mm	•
VH22LPRBRTBS	1/2" Drive Advanced Long Impact Hex Driver 11/16	78mm	•
VH24LPRBRTBS	1/2" Drive Advanced Long Impact Hex Driver 3/4	78mm	•
VH26LPRBRTBS	1/2" Drive Advanced Long Impact Hex Driver 13/16	78mm	•
VH13MMLPRBRTBS	1/2" Drive Advanced Long Impact Hex Driver 13	78mm	•
VH14MMLPRBRTBS	1/2" Drive Advanced Long Impact Hex Driver 14	78mm	•
VH15MMLPRBRTBS	1/2" Drive Advanced Long Impact Hex Driver 15	78mm	•
VH16MMLPRBRTBS	1/2" Drive Advanced Long Impact Hex Driver 16	78mm	•
VH17MMLPRBRTBS	1/2" Drive Advanced Long Impact Hex Driver 17	78mm	•
VH18MMLPRBRTBS	1/2" Drive Advanced Long Impact Hex Driver 18	78mm	•
VH19MMLPRBRTBS	1/2" Drive Advanced Long Impact Hex Driver 19	78mm	•



MULTI DRIVE

RBRT™ STAR DRIVER SETS



SPT10RBRT

10-PC. ADVANCED IMPACT STAR DRIVER SET

PRODUCT #	DESCRIPTION	LENGTH	SET
SPT10RBRT	10-Pc. Advance Impact Star Driver Set		
MPT20RBRT	1/4" Drive Advanced Impact Star T20	27mm	•
MPT25RBRT	1/4" Drive Advanced Impact Star T25	27mm	•
MPT27RBRT	1/4" Drive Advanced Impact Star T27	27mm	•
XPT30RBRT	3/8" Drive Advanced Impact Star T30	40mm	•
XPT40RBRT	3/8" Drive Advanced Impact Star T40	40mm	•
XPT45RBRT	3/8" Drive Advanced Impact Star T45	40mm	•
XPT47RBRT	3/8" Drive Advanced Impact Star T47	40mm	•
XPT50RBRT	3/8" Drive Advanced Impact Star T50	40mm	•
XPT50RBRT	3/8" Drive Advanced Impact Star T55	40mm	•
VPT60RBRT	1/2" Drive Advanced Impact Star T60	50mm	•



STS10RBRT

10-PC. ADVANCED SPEED STAR DRIVER SET

PRODUCT #	DESCRIPTION	LENGTH	SET
STS10RBRT	10-Pc. Advance Speed Star Driver Set		
MSTS10RBRT	1/4" Drive Advanced Speed Star T10	48 mm	•
MSTS15RBRT	1/4" Drive Advanced Speed Star T15	48 mm	•
MSTS20RBRT	1/4" Drive Advanced Speed Star T20	48 mm	•
MSTS25RBRT	1/4" Drive Advanced Speed Star T25	48 mm	•
MSTS27RBRT	1/4" Drive Advanced Speed Star T27	48 mm	•
XSTS30RBRT	3/8" Drive Advanced Speed Star T30	48 mm	•
XSTS40RBRT	3/8" Drive Advanced Speed Star T40	48 mm	•
XSTS45RBRT	3/8" Drive Advanced Speed Star T45	48 mm	•
XSTS47RBRT	3/8" Drive Advanced Speed Star T47	48 mm	•
XSTS50RBRT	3/8" Drive Advanced Speed Star T50	48 mm	•
XSTS55RBRT	3/8" Drive Advanced Speed Star T55	48 mm	•



SMXVTP12RBRT

12-PC. ADVANCED STAR PLUS DRIVER SET

PRODUCT #	DESCRIPTION	LENGTH	SET
SMXVTP12RBRT	12-Pc. Advance Star Plus Driver Set		
MTP08RBRT	1/4" Drive Advanced Star Plus IP8	37mm	•
MTP10RBRT	1/4" Drive Advanced Star Plus IP10	37mm	•
MTP15RBRT	1/4" Drive Advanced Star Plus	37mm	•
MTP20RBRT	1/4" Drive Advanced Star Plus IP20	37mm	•
MTP25RBRT	1/4" Drive Advanced Star Plus IP25	37mm	•
MTP27RBRT	1/4" Drive Advanced Star Plus IP27	37mm	•
XTP30RBRT	3/8" Drive Advanced Star Plus IP30	48mm	•
XTP40RBRT	3/8" Drive Advanced Star Plus IP40	48mm	•
XTP45RBRT	3/8" Drive Advanced Star Plus IP45	48mm	•
XTP50RBRT	3/8" Drive Advanced Star Plus IP50	48mm	•
XTP55RBRT	3/8" Drive Advanced Star Plus IP55	48mm	•
VTP60RBRT	1/2" Drive Advanced Star Plus IP60	55mm	•

WARNING: Chrome sockets and attachments should only be used with hand-operated handles.

MASTER SETS

RBRT™ STAR AND EXTRACTOR DRIVER SET



SMXVE51RBRT 51-PC. MASTER STAR AND EXTRACTOR DRIVER SET

PRODUCT #	DESCRIPTION	LENGTH	SET
SMXVE51RBRT	51-Pc. Master Star and Extractor Driver Set		
MST08RBRT	1/4" Drive Advanced Stubby Star Driver T08	20mm	•
MST10RBRT	1/4" Drive Advanced Stubby Star Driver T10	20mm	•
MST15RBRT	1/4" Drive Advanced Stubby Star Driver T15	20mm	•
MST20RBRT	1/4" Drive Advanced Stubby Star Driver T20	20mm	•
MST25RBRT	1/4" Drive Advanced Stubby Star Driver T25	20mm	•
MST27RBRT	1/4" Drive Advanced Stubby Star Driver T27	20mm	•
XST30RBRT	3/8" Drive Advanced Stubby Star Driver T30	30mm	•
XST40RBRT	3/8" Drive Advanced Stubby Star Driver T40	30mm	•
XST45RBRT	3/8" Drive Advanced Stubby Star Driver T45	30mm	•
XST47RBRT	3/8" Drive Advanced Stubby Star Driver T47	30mm	•
XST50RBRT	3/8" Drive Advanced Stubby Star Driver T50	30mm	•
XST55RBRT	3/8" Drive Advanced Stubby Star Driver T55	30mm	•
VST60RBRT	1/2" Drive Advanced Stubby Star Driver T60	40mm	•
MT06RBRT	1/4" Drive Advanced Star Driver T06	37mm	•
MT08RBRT	1/4" Drive Advanced Star Driver T08	37mm	•
MT10RBRT	1/4" Drive Advanced Star Driver T10	37mm	•
MT15RBRT	1/4" Drive Advanced Star Driver T15	37mm	•
MT20RBRT	1/4" Drive Advanced Star Driver T20	37mm	•
MT25RBRT	1/4" Drive Advanced Star Driver T25	37mm	•
MT27RBRT	1/4" Drive Advanced Star Driver T27	37mm	•
XT30RBRT	3/8" Drive Advanced Star Driver T30	48mm	•
XT40RBRT	3/8" Drive Advanced Star Driver T40	48mm	•
XT45RBRT	3/8" Drive Advanced Star Driver T45	48mm	•
XT47RBRT	3/8" Drive Advanced Star Driver T47	48mm	•
XT50RBRT	3/8" Drive Advanced Star Driver T50	48mm	•

PRODUCT #	DESCRIPTION	LENGTH	SET
XT55RBRT	3/8" Drive Advanced Star Driver T55	48mm	•
VT60RBRT	1/2" Drive Advanced Star Driver T60	55mm	•
VT70RBRT	1/2" Drive Advanced Star Driver T70	70mm	•
VT80RBRT	1/2" Drive Advanced Star Driver T80	70mm	•
VT90RBRT	1/2" Drive Advanced Star Driver T90	70mm	•
VT100RBRT	1/2" Drive Advanced Star Driver T100	70mm	•
MLT08RBRT	1/4" Drive Advanced Long Star Driver T08	135mm	•
MLT10RBRT	1/4" Drive Advanced Long Star Driver T10	135mm	•
MLT15RBRT	1/4" Drive Advanced Long Star Driver T15	135mm	•
MLT20RBRT	1/4" Drive Advanced Long Star Driver T20	135mm	•
MLT25RBRT	1/4" Drive Advanced Long Star Driver T25	135mm	•
MLT27RBRT	1/4" Drive Advanced Long Star Driver T27	135mm	•
XLT30RBRT	3/8" Drive Advanced Long Star Driver T30	135mm	•
XLT40RBRT	3/8" Drive Advanced Long Star Driver T40	135mm	•
XLT45RBRT	3/8" Drive Advanced Long Star Driver T45	135mm	•
XLT47RBRT	3/8" Drive Advanced Long Star Driver T47	135 mm	•
XLT50RBRT	3/8" Drive Advanced Long Star Driver T50	135 mm	•
XLT55RBRT	3/8" Drive Advanced Long Star Driver T55	135mm	•
VLT60RBRT	1/2" Drive Advanced Long Star Driver T60	155mm	•
EX1RBRTFOR	R.B.R.T. Extractor #1 With F.O.R.	70mm	•
EX2RBRTFOR	R.B.R.T. Extractor #2 With F.O.R.	70mm	•
EX3RBRTFOR	R.B.R.T. Extractor #3 With F.O.R.	70mm	•
EX4RBRTFOR	R.B.R.T. Extractor #4 With F.O.R.	70mm	•
EX5RBRTFOR	R.B.R.T. Extractor #5 With F.O.R.	70mm	•
EX6RBRTFOR	R.B.R.T. Extractor #6 With F.O.R.	70mm	•
EX7RBRTFOR	R.B.R.T. Extractor #7 With F.O.R.	70mm	•



MASTER SETS

RBRT™ HEX DRIVER SET



SMXVMH20RBRT 20-PC. MASTER METRIC HEX DRIVER SET

PRODUCT #	DESCRIPTION	LENGTH	SET
SMXVMH20RBRT	20-Pc. Master Metric Hex Driver Set		
MHS1.5MMRBRTBS	1/4" Drive Advanced Short Hex Driver 1.5	37mm	•
MHS2MMRBRTBS	1/4" Drive Advanced Short Hex Driver 2	37mm	•
MHS2.5MMRBRTBS	1/4" Drive Advanced Short Hex Driver 2.5	37mm	•
MHS3MMRBRTBS	1/4" Drive Advanced Short Hex Driver 3	37mm	•
MHS4MMRBRTBS	1/4" Drive Advanced Short Hex Driver 4	37mm	•
MHS5MMRBRTBS	1/4" Drive Advanced Short Hex Driver 5	37mm	•
XHS6MMRBRTBS	3/8" Drive Advanced Short Hex Driver 6	48mm	•
XHS7MMRBRTBS	3/8" Drive Advanced Short Hex Driver 7	48mm	•
XHS8MMRBRTBS	3/8" Drive Advanced Short Hex Driver 8	48mm	•
XHS9MMRBRTBS	3/8" Drive Advanced Short Hex Driver 9	48mm	•

PRODUCT #	DESCRIPTION	LENGTH	SET
XHS10MMRBRTBS	3/8" Drive Advanced Short Hex Driver 10	48mm	•
VHS11MMRBRTBS	1/2" Drive Advanced Short Hex Driver 11	55mm	•
VHS12MMRBRTBS	1/2" Drive Advanced Short Hex Driver 12	55mm	•
VHS13MMRBRTBS	1/2" Drive Advanced Short Hex Driver 13	55mm	•
VHS14MMRBRTBS	1/2" Drive Advanced Short Hex Driver 14	55mm	•
VHS15MMRBRTBS	1/2" Drive Advanced Short Hex Driver 15	55mm	•
VHS16MMRBRTBS	1/2" Drive Advanced Short Hex Driver 16	55mm	•
VHS17MMRBRTBS	1/2" Drive Advanced Short Hex Driver 17	55mm	•
VHS18MMRBRTBS	1/2" Drive Advanced Short Hex Driver 18	55mm	•
VHS19MMRBRTBS	1/2" Drive Advanced Short Hex Driver 19	55mm	•

WARNING: Chrome sockets and attachments should only be used with hand-operated handles.

MASTER SETS

RBRT™ HEX AND SPEED DRIVER SET



SXVH40RBRT 40-PC. 3/8" AND 1/2" DRIVE ADVANCED HEX & SPEED DRIVER SET

PRODUCT #	DESCRIPTION	LENGTH	SET
SXVH40RBRT	40-Pc. 3/8" and 1/2" Drive Advance Hex and Speed Driver Set		
XSH3MMRBRTBS	3/8" Drive Advanced Speed Hex Driver 4	70mm	•
XSH4MMRBRTBS	3/8" Drive Advanced Speed Hex Driver 5	70mm	•
XSH5MMRBRTBS	3/8" Drive Advanced Speed Hex Driver 6	70mm	•
XSH6MMRBRTBS	3/8" Drive Advanced Speed Hex Driver 7	70mm	•
XSH7MMRBRTBS	3/8" Drive Advanced Speed Hex Driver 8	70mm	•
XSH8MMRBRTBS	3/8" Drive Advanced Speed Hex Driver 9	70mm	•
XSH9MMRBRTBS	3/8" Drive Advanced Speed Hex Driver 10	70mm	•
XSH2RRTBS	3/8" Drive Advanced Speed Hex Driver 1/8"	70mm	•
XSH3RRTBS	3/8" Drive Advanced Speed Hex Driver 5/32"	70mm	•
XSH4RRTBS	3/8" Drive Advanced Speed Hex Driver 3/16"	70mm	•
XSH5RRTBS	3/8" Drive Advanced Speed Hex Driver 7/32"	70mm	•
XSH6RRTBS	3/8" Drive Advanced Speed Hex Driver 1/4"	70mm	•
XSH7RRTBS	3/8" Drive Advanced Speed Hex Driver 5/16"	70mm	•
XSH8RRTBS	3/8" Drive Advanced Speed Hex Driver 3/8"	70mm	•
XH2RRTBS	3/8" Drive Advanced Hex Driver 1/8"	70mm	•
XH3RRTBS	3/8" Drive Advanced Hex Driver 5/32"	70mm	•
XH4RRTBS	3/8" Drive Advanced Hex Driver 3/16"	70mm	•
XH5RRTBS	3/8" Drive Advanced Hex Driver 7/32"	70mm	•
XH6RRTBS	3/8" Drive Advanced Hex Driver 1/4"	70mm	•
XH7RRTBS	3/8" Drive Advanced Hex Driver 5/16"	70mm	•

PRODUCT #	DESCRIPTION	LENGTH	SET
XH8RRTBS	3/8" Drive Advanced Hex Driver 3/8"	70mm	•
XH4MMRBRTBS	3/8" Drive Advanced Hex Driver 4	70mm	•
XH5MMRBRTBS	3/8" Drive Advanced Hex Driver 5	70mm	•
XH6MMRBRTBS	3/8" Drive Advanced Hex Driver 6	70mm	•
XH7MMRBRTBS	3/8" Drive Advanced Hex Driver 7	70mm	•
XH8MMRBRTBS	3/8" Drive Advanced Hex Driver 8	70mm	•
XH9MMRBRTBS	3/8" Drive Advanced Hex Driver 9	70mm	•
XH10MMRBRTBS	3/8" Drive Advanced Hex Driver 10	70mm	•
VSH11MMRBRTBS	1/2" Drive Advanced Hex Driver 11	70mm	•
VSH12MMRBRTBS	1/2" Drive Advanced Hex Driver 12	70mm	•
VSH13MMRBRTBS	1/2" Drive Advanced Hex Driver 13	70mm	•
VSH14MMRBRTBS	1/2" Drive Advanced Hex Driver 14	70mm	•
VSH15MMRBRTBS	1/2" Drive Advanced Hex Driver 15	70mm	•
VSH17MMRBRTBS	1/2" Drive Advanced Hex Driver 17	70mm	•
VSH19MMRBRTBS	1/2" Drive Advanced Hex Driver 19	70mm	•
VSH12RRTBS	1/2" Drive Advanced Hex Driver 1/2"	70mm	•
VSH916RRTBS	1/2" Drive Advanced Hex Driver 9/16"	70mm	•
VSH58RRTBS	1/2" Drive Advanced Hex Driver 5/8"	70mm	•
VSH1116RRTBS	1/2" Drive Advanced Hex Driver 11/16"	70mm	•
VSH34RRTBS	1/2" Drive Advanced Hex Driver 3/4"	70mm	•



FOAM SETS

3/8" DRIVE SOCKETS SETS



FOAM7E-38SAE

26-PC. 3/8" DRIVE SAE SOCKET FOAM SET

PRODUCT #	DESCRIPTION	SIZE	SET
FOAM7E-38SAE	26-PC. 3/8" Drive SAE Socket Foam Set		
X86R	3/8" Drive SAE Socket 6pt	1/4"	•
X96R	3/8" Drive SAE Socket 6pt	9/32"	•
X106R	3/8" Drive SAE Socket 6pt	5/16"	•
X126R	3/8" Drive SAE Socket 6pt	3/8"	•
X146R	3/8" Drive SAE Socket 6pt	7/16"	•
X166R	3/8" Drive SAE Socket 6pt	1/2"	•
X186R	3/8" Drive SAE Socket 6pt	9/16"	•
X206R	3/8" Drive SAE Socket 6pt	5/8"	•
X226R	3/8" Drive SAE Socket 6pt	11/16"	•
X246R	3/8" Drive SAE Socket 6pt	3/4"	•
X266R	3/8" Drive SAE Socket 6pt	13/16"	•
X286R	3/8" Drive SAE Socket 6pt	7/8"	•
X306R	3/8" Drive SAE Socket 6pt	15/16"	•
X326R	3/8" Drive SAE Socket 6pt	1"	•
XD86R	3/8" Drive SAE Deep Socket 6pt	1/4"	•
XD106R	3/8" Drive SAE Deep Socket 6pt	5/16"	•
XD126R	3/8" Drive SAE Deep Socket 6pt	3/8"	•
XD146R	3/8" Drive SAE Deep Socket 6pt	7/16"	•
XD166R	3/8" Drive SAE Deep Socket 6pt	1/2"	•
XD186DR	3/8" Drive SAE Deep Socket 6pt	9/16"	•
XD206R	3/8" Drive SAE Deep Socket 6pt	5/8"	•
XD226R	3/8" Drive SAE Deep Socket 6pt	11/16"	•
XD246R	3/8" Drive SAE Deep Socket 6pt	3/4"	•
XD266R	3/8" Drive SAE Deep Socket 6pt	13/16"	•
XD286R	3/8" Drive SAE Deep Socket 6pt	7/8"	•
XD306R	3/8" Drive SAE Deep Socket 6pt	15/16"	•
PTX7E-38SAE	Foam Only - 3/8" Drive SAE Sockets	-	•

FOAM7E-38MET

28-PC. 3/8" DRIVE METRIC SOCKET FOAM SET

PRODUCT #	DESCRIPTION	SIZE	SET
FOAM7E-38MET	28-PC. 3/8" Drive Metric Socket Foam Set		
X66MMR	3/8" Drive Metric Socket 6pt	6mm	•
X67MMR	3/8" Drive Metric Socket 6pt	7mm	•
X68MMR	3/8" Drive Metric Socket 6pt	8mm	•
X69MMR	3/8" Drive Metric Socket 6pt	9mm	•
X610MMR	3/8" Drive Metric Socket 6pt	10mm	•
X611MMR	3/8" Drive Metric Socket 6pt	11mm	•
X612MMR	3/8" Drive Metric Socket 6pt	12mm	•
X613MMR	3/8" Drive Metric Socket 6pt	13mm	•
X614MMR	3/8" Drive Metric Socket 6pt	14mm	•
X615MMR	3/8" Drive Metric Socket 6pt	15mm	•
X616MMR	3/8" Drive Metric Socket 6pt	16mm	•
X617MMR	3/8" Drive Metric Socket 6pt	17mm	•
X618MMR	3/8" Drive Metric Socket 6pt	18mm	•
X619MMR	3/8" Drive Metric Socket 6pt	19mm	•
XD66MMR	3/8" Drive Metric Deep Socket 6pt	6mm	•
XD67MMR	3/8" Drive Metric Deep Socket 6pt	7mm	•
XD68MMR	3/8" Drive Metric Deep Socket 6pt	8mm	•
XD69MMR	3/8" Drive Metric Deep Socket 6pt	9mm	•
XD610MMR	3/8" Drive Metric Deep Socket 6pt	10mm	•
XD611MMR	3/8" Drive Metric Deep Socket 6pt	11mm	•
XD612MMR	3/8" Drive Metric Deep Socket 6pt	12mm	•
XD613MMR	3/8" Drive Metric Deep Socket 6pt	13mm	•
XD614MMR	3/8" Drive Metric Deep Socket 6pt	14mm	•
XD615MMR	3/8" Drive Metric Deep Socket 6pt	15mm	•
XD616MMR	3/8" Drive Metric Deep Socket 6pt	16mm	•
XD617MMR	3/8" Drive Metric Deep Socket 6pt	17mm	•
XD618MMR	3/8" Drive Metric Deep Socket 6pt	18mm	•
XD619MMR	3/8" Drive Metric Deep Socket 6pt	19mm	•
PTX7E-38MET	Foam Only - 3/8" Drive Metric Sockets	-	•

WARNING: Chrome sockets and attachments should only be used with hand-operated handles.

FOAM SETS

IMPACT SOCKET SETS



FOAM7E-ISSAE 28-Pc. SAE Standard/Deep Impact Socket Foam Set

PRODUCT #	DESCRIPTION	SIZE	SET
FOAM7E-ISSAE	28-Pc. SAE Standard/Deep Impact Socket Foam Set		
VP126R	SAE Impact Socket 6pt	3/8"	•
VP146R	SAE Impact Socket 6pt	7/16"	•
VP166R	SAE Impact Socket 6pt	1/2"	•
VP186R	SAE Impact Socket 6pt	9/16"	•
VP206R	SAE Impact Socket 6pt	5/8"	•
VP226R	SAE Impact Socket 6pt	11/16"	•
VP246R	SAE Impact Socket 6pt	3/4"	•
VP266R	SAE Impact Socket 6pt	13/16"	•
VP286R	SAE Impact Socket 6pt	7/8"	•
VP306R	SAE Impact Socket 6pt	15/16"	•
VP326R	SAE Impact Socket 6pt	1"	•
VP346R	SAE Impact Socket 6pt	1-1/16"	•
VP366R	SAE Impact Socket 6pt	1-1/8"	•
VP386R	SAE Impact Socket 6pt	1-3/16"	•
VP406R	SAE Impact Socket 6pt	1-1/4"	•
VDP146R	SAE Deep Impact Socket 6pt	7/16"	•
VDP166R	SAE Deep Impact Socket 6pt	1/2"	•
VDP186R	SAE Deep Impact Socket 6pt	9/16"	•
VDP206R	SAE Deep Impact Socket 6pt	5/8"	•
VDP226R	SAE Deep Impact Socket 6pt	11/16"	•
VDP246R	SAE Deep Impact Socket 6pt	3/4"	•
VDP266R	SAE Deep Impact Socket 6pt	13/16"	•
VDP286R	SAE Deep Impact Socket 6pt	7/8"	•
VDP306R	SAE Deep Impact Socket 6pt	15/16"	•
VDP326R	SAE Deep Impact Socket 6pt	1"	•
VDP346R	SAE Deep Impact Socket 6pt	1-1/16"	•
VDP366R	SAE Deep Impact Socket 6pt	1-1/8"	•
VDP406R	SAE Deep Impact Socket 6pt	1-1/4"	•
PTX7E-ISSAE	Foam Only - SAE Impact Sockets	-	•


FOAM7E-ISSMET 30-Pc. Metric Standard/Deep Impact Socket Foam Set

PRODUCT #	DESCRIPTION	SIZE	SET
FOAM7E-ISSMET	30-Pc. Metric Standard/Deep Impact Socket Foam Set		
VP610MMR	Metric Impact Socket 6pt	10mm	•
VP611MMR	Metric Impact Socket 6pt	11mm	•
VP612MMR	Metric Impact Socket 6pt	12mm	•
VP613MMR	Metric Impact Socket 6pt	13mm	•
VP614MMR	Metric Impact Socket 6pt	14mm	•
VP615MMR	Metric Impact Socket 6pt	15mm	•
VP616MMR	Metric Impact Socket 6pt	16mm	•
VP617MMR	Metric Impact Socket 6pt	17mm	•
VP618MMR	Metric Impact Socket 6pt	18mm	•
VP619MMR	Metric Impact Socket 6pt	19mm	•
VP621MMR	Metric Impact Socket 6pt	21mm	•
VP622MMR	Metric Impact Socket 6pt	22mm	•
VP624MMR	Metric Impact Socket 6pt	24mm	•
VDP610MMR	Metric Deep Impact Socket 6pt	10mm	•
VDP611MMR	Metric Deep Impact Socket 6pt	11mm	•
VDP612MMR	Metric Deep Impact Socket 6pt	12mm	•
VDP613MMR	Metric Deep Impact Socket 6pt	13mm	•
VDP614MMR	Metric Deep Impact Socket 6pt	14mm	•
VDP615MMR	Metric Deep Impact Socket 6pt	15mm	•
VDP616MMR	Metric Deep Impact Socket 6pt	16mm	•
VDP617MMR	Metric Deep Impact Socket 6pt	17mm	•
VDP618MMR	Metric Deep Impact Socket 6pt	18mm	•
VDP619MMR	Metric Deep Impact Socket 6pt	19mm	•
VDP620MMR	Metric Deep Impact Socket 6pt	20mm	•
VDP621MMR	Metric Deep Impact Socket 6pt	21mm	•
VDP622MMR	Metric Deep Impact Socket 6pt	22mm	•
VDP623MMR	Metric Deep Impact Socket 6pt	23mm	•
VDP624MMR	Metric Deep Impact Socket 6pt	24mm	•
VDP625MMR	Metric Deep Impact Socket 6pt	25mm	•
PTX7E-ISMET	Foam Only - Metric Impact Sockets	-	•



FOAM SETS

1/2" DRIVE SOCKETS SETS



FOAM7E-12SAE

29-PC. 1/2" DRIVE SAE SOCKET FOAM SET

PRODUCT #	DESCRIPTION	SIZE	SET
FOAM7E-12SAE	29-PC. 1/2" Drive SAE Socket Foam Set		
V126R	1/2" Drive SAE Socket 6pt	3/8"	•
V146R	1/2" Drive SAE Socket 6pt	7/16"	•
V166R	1/2" Drive SAE Socket 6pt	1/2"	•
V186R	1/2" Drive SAE Socket 6pt	9/16"	•
V206R	1/2" Drive SAE Socket 6pt	5/8"	•
V226R	1/2" Drive SAE Socket 6pt	11/16"	•
V246R	1/2" Drive SAE Socket 6pt	3/4"	•
V266R	1/2" Drive SAE Socket 6pt	13/16"	•
V286R	1/2" Drive SAE Socket 6pt	7/8"	•
V306R	1/2" Drive SAE Socket 6pt	15/16"	•
V326R	1/2" Drive SAE Socket 6pt	1"	•
V346R	1/2" Drive SAE Socket 6pt	1-1/16"	•
V366R	1/2" Drive SAE Socket 6pt	1-1/8"	•
V386R	1/2" Drive SAE Socket 6pt	1-3/16"	•
V406R	1/2" Drive SAE Socket 6pt	1-1/4"	•
VD146R	1/2" Drive SAE Deep Socket 6pt	7/16"	•
VD166R	1/2" Drive SAE Deep Socket 6pt	1/2"	•
VD186R	1/2" Drive SAE Deep Socket 6pt	9/16"	•
VD206R	1/2" Drive SAE Deep Socket 6pt	5/8"	•
VD226R	1/2" Drive SAE Deep Socket 6pt	11/16"	•
VD246R	1/2" Drive SAE Deep Socket 6pt	3/4"	•
VD266R	1/2" Drive SAE Deep Socket 6pt	13/16"	•
VD286R	1/2" Drive SAE Deep Socket 6pt	7/8"	•
VD306R	1/2" Drive SAE Deep Socket 6pt	15/16"	•
VD326R	1/2" Drive SAE Deep Socket 6pt	1"	•
VD346R	1/2" Drive SAE Deep Socket 6pt	1-1/16"	•
VD366R	1/2" Drive SAE Deep Socket 6pt	1-1/8"	•
VD386R	1/2" Drive SAE Deep Socket 6pt	1-3/16"	•
VD406R	1/2" Drive SAE Deep Socket 6pt	1-1/4"	•
PTX7E-12SAE	Foam Only - 1/2" Drive SAE Sockets	-	•

FOAM7E-12MET

30-PC. 1/2" DRIVE METRIC SOCKET FOAM SET

PRODUCT #	DESCRIPTION	SIZE	SET
FOAM7E-12MET	30-PC. 1/2" Drive Metric Socket Foam Set		
V610MMR	1/2" Drive Metric Socket 6pt	10mm	•
V611MMR	1/2" Drive Metric Socket 6pt	11mm	•
V612MMR	1/2" Drive Metric Socket 6pt	12mm	•
V613MMR	1/2" Drive Metric Socket 6pt	13mm	•
V614MMR	1/2" Drive Metric Socket 6pt	14mm	•
V615MMR	1/2" Drive Metric Socket 6pt	15mm	•
V616MMR	1/2" Drive Metric Socket 6pt	16mm	•
V617MMR	1/2" Drive Metric Socket 6pt	17mm	•
V618MMR	1/2" Drive Metric Socket 6pt	18mm	•
V619MMR	1/2" Drive Metric Socket 6pt	19mm	•
V620MMR	1/2" Drive Metric Socket 6pt	20mm	•
V621MMR	1/2" Drive Metric Socket 6pt	21mm	•
V622MMR	1/2" Drive Metric Socket 6pt	22mm	•
V623MMR	1/2" Drive Metric Socket 6pt	23mm	•
V624MMR	1/2" Drive Metric Socket 6pt	24mm	•
VD610MMR	1/2" Drive Metric Deep Socket 6pt	10mm	•
VD611MMR	1/2" Drive Metric Deep Socket 6pt	11mm	•
VD612MMR	1/2" Drive Metric Deep Socket 6pt	12mm	•
VD613MMR	1/2" Drive Metric Deep Socket 6pt	13mm	•
VD614MMR	1/2" Drive Metric Deep Socket 6pt	14mm	•
VD615MMR	1/2" Drive Metric Deep Socket 6pt	15mm	•
VD616MMR	1/2" Drive Metric Deep Socket 6pt	16mm	•
VD617MMR	1/2" Drive Metric Deep Socket 6pt	17mm	•
VD618MMR	1/2" Drive Metric Deep Socket 6pt	18mm	•
VD619MMR	1/2" Drive Metric Deep Socket 6pt	19mm	•
VD620MMR	1/2" Drive Metric Deep Socket 6pt	20mm	•
VD621MMR	1/2" Drive Metric Deep Socket 6pt	21mm	•
VD622MMR	1/2" Drive Metric Deep Socket 6pt	22mm	•
VD623MMR	1/2" Drive Metric Deep Socket 6pt	23mm	•
VD624MMR	1/2" Drive Metric Deep Socket 6pt	24mm	•
PTX7E-12MET	Foam Only - 1/2" Drive Metric Sockets	-	•

WARNING: Chrome sockets and attachments should only be used with hand-operated handles.



FOAM SETS

DRIVE TOOL SETS

03

RATCHETS
AND SOCKETS



FOAM7E-38DRIVE
11-Pc. 3/8" DRIVE TOOL FOAM SET

PRODUCT #	DESCRIPTION	SET
FOAM7E-38DRIVE	11-Pc. 3/8" Drive Tool Foam Set	
XR790AK	3/8" Drive Axis Metal Handle Ratchet 7"	•
XR1390LFK	3/8" Drive Axis Metal Handle Flex Ratchet 13"	•
X12SF	3/8" Drive Breaker Bar 12"	•
X3U	3/8" Drive Universal Joint	•
A128	3/8"F to 1/4"M Adapter	•
A1216	3/8"F to 1/2"M Adapter	•
SXEK5PT	3/8" Drive 5-Pc. Extension Set	•
PTX7E-38DRIVE	Foam Only - 3/8" Drive Tools	•



FOAM7E-12DRIVE
8-Pc. 1/2" DRIVE TOOL FOAM SET

PRODUCT #	DESCRIPTION	SET
FOAM7E-12DRIVE	8-Pc. 1/2" Drive Tool Foam Set	
VR1190K	1/2" Drive Metal Handle Ratchet 11"	•
V18SF	1/2" Drive Flex Handle Ratchet 18"	•
V3E	3" Extension	•
V5E	5" Extension	•
V10E	10" Extension	•
V3U	1/2" Drive Universal Joint	•
A1612	1/2"F to 3/8"M Adapter	•
VR1890FK	1/2" Drive Metal Flex Handle Ratchet 18"	•
PTX7E-12DRIVE	Foam Only - 1/2" Drive Tools	•



800.MACTOOLS



WARNING: Cancer and Reproductive Harm - p65warnings.ca.gov
For more info click-on MACTOOLS.COM/PROP65

FOAM SETS

1/4" DRIVE COMBINATION SET



FOAM7E-14COMBO

53-Pc. 1/4" DRIVE COMBINATION FOAM SET

PRODUCT #	DESCRIPTION	SIZE	SET
FOAM7E-14COMBO	53-Pc. 1/4" Drive Combination Foam Set		
M46	SAE Standard Socket 6pt	1/8"	•
M56	SAE Standard Socket 6pt	5/32"	•
M66R	SAE Standard Socket 6pt	3/16"	•
M76R	SAE Standard Socket 6pt	7/32"	•
M86R	SAE Standard Socket 6pt	1/4"	•
M96R	SAE Standard Socket 6pt	9/32"	•
M106R	SAE Standard Socket 6pt	5/16"	•
M116R	SAE Standard Socket 6pt	11/32"	•
M126R	SAE Standard Socket 6pt	3/8"	•
M146R	SAE Standard Socket 6pt	7/16"	•
M166R	SAE Standard Socket 6pt	1/2"	•
M186R	SAE Standard Socket 6pt	9/16"	•
M65MMR	Metric Standard Socket 6pt	5mm	•
M65.5MMR	Metric Standard Socket 6pt	5.5mm	•
M66MMR	Metric Standard Socket 6pt	6mm	•
M67MMR	Metric Standard Socket 6pt	7mm	•
M68MMR	Metric Standard Socket 6pt	8mm	•
M69MMR	Metric Standard Socket 6pt	9mm	•
M610MMR	Metric Standard Socket 6pt	10mm	•
M611MMR	Metric Standard Socket 6pt	11mm	•
M612MMR	Metric Standard Socket 6pt	12mm	•
M613MMR	Metric Standard Socket 6pt	13mm	•
M614MMR	Metric Standard Socket 6pt	14mm	•
M615MMR	Metric Standard Socket 6pt	15mm	•
MD66R	SAE Deep Socket 6pt	3/16"	•
MD76R	SAE Deep Socket 6pt	7/32"	•
MD86R	SAE Deep Socket 6pt	1/4"	•

PRODUCT #	DESCRIPTION	SIZE	SET
MD96R	SAE Deep Socket 6pt	9/32"	•
MD106R	SAE Deep Socket 6pt	5/16"	•
MD116R	SAE Deep Socket 6pt	11/32"	•
MD126R	SAE Deep Socket 6pt	3/8"	•
MD146R	SAE Deep Socket 6pt	7/16"	•
MD166R	SAE Deep Socket 6pt	1/2"	•
MD186R	SAE Deep Socket 6pt	9/16"	•
MD65MMR	Metric Deep Socket 6pt	5mm	•
MD65.5MMR	Metric Deep Socket 6pt	5.5mm	•
MD66MMR	Metric Deep Socket 6pt	6mm	•
MD67MMR	Metric Deep Socket 6pt	7mm	•
MD68MMR	Metric Deep Socket 6pt	8mm	•
MD69MMR	Metric Deep Socket 6pt	9mm	•
MD610MMR	Metric Deep Socket 6pt	10mm	•
MD611MMR	Metric Deep Socket 6pt	11mm	•
MD612MMR	Metric Deep Socket 6pt	12mm	•
MD613MMR	Metric Deep Socket 6pt	13mm	•
MD614MMR	Metric Deep Socket 6pt	14mm	•
MD615MMR	Metric Deep Socket 6pt	15mm	•
MR590K	1/4" Drive Metal Handle Ratchet 5"	-	•
M6SA	1/4" Drive Comfort Grip Spin Handle	-	•
M3U	1/4" Drive Universal Joint	-	•
M2EK	2" Knurled Extension	-	•
M6EK	6" Knurled Extension	-	•
M6SF	1/4" Drive Breaker Bar 6"	-	•
A812	1/4" to 3/8" Adapter	-	•
MR990FPA	1/4" Drive Axis Comfort Flex Handle Ratchet 9"	-	•
PTX7E-14COMBO	Foam Only - 1/4" Drive Combination Socket Set	-	•


WARNING: Chrome sockets and attachments should only be used with hand-operated handles.

FOAM SETS

3/8" DRIVE COMBINATION SET

FOAM14E-38COMBO 65-PC. 3/8" DRIVE COMBINATION FOAM SET

PRODUCT #	DESCRIPTION	SIZE	SET
FOAM14E-38COMBO	65-Pc. 3/8" Drive Combination Foam Set		
X86R	SAE Standard Socket 6pt	1/4"	•
X106R	SAE Standard Socket 6pt	5/16"	•
X126R	SAE Standard Socket 6pt	3/8"	•
X146R	SAE Standard Socket 6pt	7/16"	•
X166R	SAE Standard Socket 6pt	1/2"	•
X186R	SAE Standard Socket 6pt	9/16"	•
X206R	SAE Standard Socket 6pt	5/8"	•
X226R	SAE Standard Socket 6pt	11/16"	•
X246R	SAE Standard Socket 6pt	3/4"	•
X266R	SAE Standard Socket 6pt	13/16"	•
X286R	SAE Standard Socket 6pt	7/8"	•
X306R	SAE Standard Socket 6pt	15/16"	•
X326R	SAE Standard Socket 6pt	1"	•
X66MMR	Metric Socket 6pt	6mm	•
X67MMR	Metric Socket 6pt	7mm	•
X68MMR	Metric Socket 6pt	8mm	•
X69MMR	Metric Socket 6pt	9mm	•
X610MMR	Metric Socket 6pt	10mm	•
X611MMR	Metric Socket 6pt	11mm	•
X612MMR	Metric Socket 6pt	12mm	•
X613MMR	Metric Socket 6pt	13mm	•
X614MMR	Metric Socket 6pt	14mm	•
X615MMR	Metric Socket 6pt	15mm	•
X616MMR	Metric Socket 6pt	16mm	•
X617MMR	Metric Socket 6pt	17mm	•
X618MMR	Metric Socket 6pt	18mm	•
X619MMR	Metric Socket 6pt	19mm	•
XD86R	SAE Deep Socket 6pt	1/4"	•
XD106R	SAE Deep Socket 6pt	5/16"	•
XD126R	SAE Deep Socket 6pt	3/8"	•
XD146R	SAE Deep Socket 6pt	7/16"	•
XD166R	SAE Deep Socket 6pt	1/2"	•
XD186R	SAE Deep Socket 6pt	9/16"	•
XD206R	SAE Deep Socket 6pt	5/8"	•
XD226R	SAE Deep Socket 6pt	11/16"	•
XD246R	SAE Deep Socket 6pt	3/4"	•
XD266R	SAE Deep Socket 6pt	13/16"	•
XD286R	SAE Deep Socket 6pt	7/8"	•
XD306R	SAE Deep Socket 6pt	15/16"	•
XD326R	SAE Deep Socket 6pt	1"	•




PRODUCT #	DESCRIPTION	SIZE	SET
XD66MMR	Metric Deep Socket 6pt	6mm	•
XD67MMR	Metric Deep Socket 6pt	7mm	•
XD68MMR	Metric Deep Socket 6pt	8mm	•
XD69MMR	Metric Deep Socket 6pt	9mm	•
XD610MMR	Metric Deep Socket 6pt	10mm	•
XD611MMR	Metric Deep Socket 6pt	11mm	•
XD612MMR	Metric Deep Socket 6pt	12mm	•
XD613MMR	Metric Deep Socket 6pt	13mm	•
XD614MMR	Metric Deep Socket 6pt	14mm	•
XD615MMR	Metric Deep Socket 6pt	15mm	•
XD616MMR	Metric Deep Socket 6pt	16mm	•
XD617MMR	Metric Deep Socket 6pt	17mm	•
XD618MMR	Metric Deep Socket 6pt	18mm	•
XD619MMR	Metric Deep Socket 6pt	19mm	•
XR790AK	3/8" Drive Metal Handle Ratchet 7"	-	•
X3U	Universal Joint	-	•
X3EK	3" Knurled Extension	-	•
X6EK	6" Knurled Extension	-	•
X12EK	12" Knurled Extension	-	•
X17SL	3/8" Drive Locking Speeder	-	•
X12SF	3/8" Drive 12" Flex Handle	-	•
A128	3/8"F to 1/4"M Adapter	-	•
A1216	3/8" to 1/2" Adapter	-	•
SC2632R	Spark Plug Socket	13/16"	•
SC2032R	Spark Plug Socket	5/8"	•
SC14MMR	Spark Plug Socket	14mm	•
XR1390AFPA	3/8" Drive Comfort Flex Handle Ratchet 13"	-	•
PTX14E-38COMBO	Foam Only - 3/8" Drive Combination Socket Set	-	•



FOAM SETS

TORX® HEX SET



FOAM7E-TORXHEX 73-PC. TORX® HEX FOAM SET

PRODUCT #	DESCRIPTION	SIZE	SET
FOAM7E-TORXHEX	73-Pc. Torx® Hex Foam Set		
T70V	1/2" Drive Torx® Driver	T70	•
VT60BS	1/2" Drive Torx® Driver	T60	•
XT55BS	3/8" Drive Torx® Driver	T55	•
XT50BS	3/8" Drive Torx® Driver	T50	•
XT47BS	3/8" Drive Torx® Driver	T47	•
XT45BS	3/8" Drive Torx® Driver	T45	•
XT40BS	3/8" Drive Torx® Driver	T40	•
XT30BS	3/8" Drive Torx® Driver	T30	•
MT27BS	1/4" Drive Torx® Driver	T27	•
MT25BS	1/4" Drive Torx® Driver	T25	•
MT20BS	1/4" Drive Torx® Driver	T20	•
MT15BS	1/4" Drive Torx® Driver	T15	•
MT10BS	1/4" Drive Torx® Driver	T10	•
MT8BS	1/4" Drive Torx® Driver	T8	•
SHKSM9C	9-Pc. Metric Long Arm Ball-End Hex L-Key Set	-	•
SHKS13C	13-Pc. SAE Long Arm Ball-End Hex L-Key Set	-	•
VE20S	1/2" Drive Torx® Socket	E20	•
VE18S	1/2" Drive Torx® Socket	E18	•
XE16S	3/8" Drive Torx® Socket	E16	•
XE14S	3/8" Drive Torx® Socket	E14	•
XE12S	3/8" Drive Torx® Socket	E12	•
XE10S	3/8" Drive Torx® Socket	E10	•
ME8S	1/4" Drive Torx® Socket	E8	•
ME7S	1/4" Drive Torx® Socket	E7	•
ME6S	1/4" Drive Torx® Socket	E6	•
ME5S	1/4" Drive Torx® Socket	E5	•
ME4S	1/4" Drive Torx® Socket	E4	•

PRODUCT #	DESCRIPTION	SIZE	SET
XTS55H	3/8" Drive 5-Star Driver	T55h	•
XTS50H	3/8" Drive 5-Star Driver	T50h	•
XTS45H	3/8" Drive 5-Star Driver	T45h	•
XTS40H	3/8" Drive 5-Star Driver	T40h	•
MTS30H	1/4" Drive 5-Star Driver	T30h	•
MTS27H	1/4" Drive 5-Star Driver	T27h	•
MTS25H	1/4" Drive 5-Star Driver	T25h	•
MTS20H	1/4" Drive 5-Star Driver	T20h	•
MTS15H	1/4" Drive 5-Star Driver	T15h	•
MTS10H	1/4" Drive 5-Star Driver	T10h	•
MTS8H	1/4" Drive 5-Star Driver	T8h	•
XH11MMBS	3/8" Drive Short Hex Driver	11mm	•
XH10MMBS	3/8" Drive Short Hex Driver	10mm	•
XH9MMBS	3/8" Drive Short Hex Driver	9mm	•
XH8MMBS	3/8" Drive Hex Driver	8mm	•
XH7MMBS	3/8" Drive Short Hex Driver	7mm	•
XH6MMBS	3/8" Drive Short Hex Driver	6mm	•
XH5MMBS	3/8" Drive Short Hex Driver	5mm	•
XH4MMBS	3/8" Drive Short Hex Driver	4mm	•
XH126BS	3/8" Drive Hex Driver	3/8"	•
XH106BS	3/8" Drive Hex Driver	5/16"	•
XH86BS	3/8" Drive Hex Driver	1/4"	•
XH76BS	3/8" Drive Short Hex Driver	7/32"	•
XH66BS	3/8" Drive Short Hex Driver	3/16"	•
XH56BS	3/8" Drive Short Hex Driver	5/32"	•
XH46BS	3/8" Drive Short Hex Driver	1/8"	•
PTX7E-TORXHEX	Foam Only - Torx® Hex Master Set	-	•

WARNING: Chrome sockets and attachments should only be used with hand-operated handles.

FOAM SETS

12 POINT COMBINATION WRENCH SET



FOAM21E-WRENCH 33-PC. 12 POINT COMBINATION WRENCH FOAM SET

PRODUCT #	DESCRIPTION	SIZE	SET
FOAM21E-PTWRENCH	33-Pc. 12 Point Combination Wrench Foam Set		
M6CL440	12 Point Combination Wrench	6mm	•
M7CL440	12 Point Combination Wrench	7mm	•
M8CL440	12 Point Combination Wrench	8mm	•
M9CL440	12 Point Combination Wrench	9mm	•
M10CL440	12 Point Combination Wrench	10mm	•
M11CL440	12 Point Combination Wrench	11mm	•
M12CL440	12 Point Combination Wrench	12mm	•
M13CL440	12 Point Combination Wrench	13mm	•
M14CL440	12 Point Combination Wrench	14mm	•
M15CL440	12 Point Combination Wrench	15mm	•
M16CL440	12 Point Combination Wrench	16mm	•
M17CL440	12 Point Combination Wrench	17mm	•
M18CL440	12 Point Combination Wrench	18mm	•
M19CL440	12 Point Combination Wrench	19mm	•

PRODUCT #	DESCRIPTION	SIZE	SET
CL82440	12 Point Combination Wrench	1/4"	•
CL92440	12 Point Combination Wrench	9/32"	•
CL102440	12 Point Combination Wrench	5/16"	•
CL112440	12 Point Combination Wrench	11/32"	•
CL122440	12 Point Combination Wrench	3/8"	•
CL142440	12 Point Combination Wrench	7/16"	•
CL162440	12 Point Combination Wrench	1/2"	•
CL182440	12 Point Combination Wrench	9/16"	•
CL202440	12 Point Combination Wrench	5/8"	•
CL222440	12 Point Combination Wrench	11/16"	•
CL242440	12 Point Combination Wrench	3/4"	•
CL262440	12 Point Combination Wrench	13/16"	•
CL282440	12 Point Combination Wrench	7/8"	•
CL302440	12 Point Combination Wrench	15/16"	•
CL322440	12 Point Combination Wrench	1"	•
CL342440	12 Point Combination Wrench	1-1/16"	•
CL362440	12 Point Combination Wrench	1-1/8"	•
CL382440	12 Point Combination Wrench	1-3/16"	•
CL402440	12 Point Combination Wrench	1-1/4"	•
PTX21E-PTWRENCH	Foam Only - 12 Point Wrench Set	-	•

Torx® is a trademark of Acument Intellectual Properties, LLC




800.MACTOOLS



WARNING: Cancer and Reproductive Harm - p65warnings.ca.gov
For more info click-on MACTOOLS.COM/PROP65

FOAM SETS

WRENCH SETS



FOAM7E-PTRRW SAE 12-PC. SAE REVERSIBLE RATCHETING WRENCH FOAM SET


PRODUCT #	DESCRIPTION	SIZE	SET
FOAM14E-PTRRW SAE	12-Pc. SAE Reversible Ratcheting Wrench Foam Set		
RW021116PTA	SAE Reversible Ratcheting Wrench	1/4"	•
RW021132PTA	SAE Reversible Ratcheting Wrench	5/16"	•
RW0212PTA	SAE Reversible Ratcheting Wrench	11/32"	•
RW0214PTA	SAE Reversible Ratcheting Wrench	3/8"	•
RW021516PTA	SAE Reversible Ratcheting Wrench	7/16"	•
RW0234PTA	SAE Reversible Ratcheting Wrench	1/2"	•
RW0238PTA	SAE Reversible Ratcheting Wrench	9/16"	•
RW02516PTA	SAE Reversible Ratcheting Wrench	5/8"	•
RW0258PTA	SAE Reversible Ratcheting Wrench	11/16"	•
RW02716PTA	SAE Reversible Ratcheting Wrench	3/4"	•
RW0278PTA	SAE Reversible Ratcheting Wrench	7/8"	•
RW02916PTA	SAE Reversible Ratcheting Wrench	15/16"	•
PTX14E-PTRRW SAE	Foam Only - SAE Reversible Ratcheting Wrenches	-	•

FOAM7E-PTRRW MET (NOT SHOWN) 12-PC. METRIC REVERSIBLE RATCHETING WRENCH FOAM SET

PRODUCT #	DESCRIPTION	SIZE	SET
FOAM14E-PTRRW MET	12-Pc. Metric Reversible Ratcheting Wrench Foam Set		
RW027MMPTA	Metric Reversible Ratcheting Wrench	7mm	•
RW028MMPTA	Metric Reversible Ratcheting Wrench	8mm	•
RW0210MMPTA	Metric Reversible Ratcheting Wrench	10mm	•
RW0211MMPTA	Metric Reversible Ratcheting Wrench	11mm	•
RW0212MMPTA	Metric Reversible Ratcheting Wrench	12mm	•
RW0213MMPTA	Metric Reversible Ratcheting Wrench	13mm	•
RW0214MMPTA	Metric Reversible Ratcheting Wrench	14mm	•
RW0215MMPTA	Metric Reversible Ratcheting Wrench	15mm	•
RW0216MMPTA	Metric Reversible Ratcheting Wrench	16mm	•
RW0217MMPTA	Metric Reversible Ratcheting Wrench	17mm	•
RW0218MMPTA	Metric Reversible Ratcheting Wrench	18mm	•
RW0219MMPTA	Metric Reversible Ratcheting Wrench	19mm	•
PTX14E-PTRRW MET	Foam Only - Metric Reversible Ratcheting Wrenches	-	•

FOAM SETS

WRENCH SETS



FOAM7E-PTSRRW 24-Pc. SAE/METRIC STUBBY REVERSIBLE RATCHETING WRENCH FOAM SET


PRODUCT #	DESCRIPTION	SIZE	SET
FOAM14E-PTSRRW	24-Pc. Stubby Reversible Ratcheting Wrench Foam Set		
RWS214PTA	SAE Stubby Reversible Ratcheting Wrench	1/4"	•
RWS2516PTA	SAE Stubby Reversible Ratcheting Wrench	5/16"	•
RWS21132PTA	SAE Stubby Reversible Ratcheting Wrench	11/32"	•
RWS238PTA	SAE Stubby Reversible Ratcheting Wrench	3/8"	•
RWS2716PTA	SAE Stubby Reversible Ratcheting Wrench	7/16"	•
RWS212PTA	SAE Stubby Reversible Ratcheting Wrench	1/2"	•
RWS2916PTA	SAE Stubby Reversible Ratcheting Wrench	9/16"	•
RWS258PTA	SAE Stubby Reversible Ratcheting Wrench	5/8"	•
RWS21116PTA	SAE Stubby Reversible Ratcheting Wrench	11/16"	•
RWS234PTA	SAE Stubby Reversible Ratcheting Wrench	3/4"	•
RWS26MMPTA	Metric Stubby Reversible Ratcheting Wrench	6mm	•
RWS27MMPTA	Metric Stubby Reversible Ratcheting Wrench	7mm	•
RWS28MMPTA	Metric Stubby Reversible Ratcheting Wrench	8mm	•
RWS29MMPTA	Metric Stubby Reversible Ratcheting Wrench	9mm	•
RWS210MMPTA	Metric Stubby Reversible Ratcheting Wrench	10mm	•
RWS211MMPTA	Metric Stubby Reversible Ratcheting Wrench	11mm	•
RWS212MMPTA	Metric Stubby Reversible Ratcheting Wrench	12mm	•
RWS213MMPTA	Metric Stubby Reversible Ratcheting Wrench	13mm	•
RWS214MMPTA	Metric Stubby Reversible Ratcheting Wrench	14mm	•
RWS215MMPTA	Metric Stubby Reversible Ratcheting Wrench	15mm	•
RWS216MMPTA	Metric Stubby Reversible Ratcheting Wrench	16mm	•
RWS217MMPTA	Metric Stubby Reversible Ratcheting Wrench	17mm	•
RWS218MMPTA	Metric Stubby Reversible Ratcheting Wrench	18mm	•
RWS219MMPTA	Metric Stubby Reversible Ratcheting Wrench	19mm	•
PTX14E-PTSRRW	Foam Only - SAE/Metric Stubby Reversible Ratcheting Wrenches	-	•

FOAM7E-FLAREWR 11-Pc. FLARE NUT WRENCH FOAM SET

PRODUCT #	DESCRIPTION	SIZE	SET
FOAM7E-FLAREWR	11-Pc. Flare Nut Wrench Foam Set		
FB6911MMR	Flare Nut Wrench	9 x 11mm	•
FB61012MMR	Flare Nut Wrench	10 x 12mm	•
FB61314MMR	Flare Nut Wrench	13 x 14mm	•
FB61517MMR	Flare Nut Wrench	15 x 17mm	•
FB61618MMR	Flare Nut Wrench	16 x 18mm	•
FB61921MMR	Flare Nut Wrench	19 x 21mm	•
FB8106R	Flare Nut Wrench	1/4" x 5/16"	•
FB12146R	Flare Nut Wrench	3/8" x 7/16"	•
FB16186R	Flare Nut Wrench	1/2" x 9/16"	•
FB20226R	Flare Nut Wrench	5/8" x 11/16"	•
FB24266R	Flare Nut Wrench	3/4" x 13/16"	•
PTX7E-FLAREWR	Foam Only - Flare Nut Wrenches Set	-	•

FOAM SETS

PLIER AND SCREWDRIVER SETS



FOAM14E-PLIERS
13-Pc. PLIER FOAM SET

PRODUCT #	DESCRIPTION	SET
FOAM14E-PLIERS	13-Pc. Plier Foam Set	
F170A10	CST Groove Joint Pliers 10"	•
F19267	CST Diagonal Cutting Pliers 7"	•
P8LNCST	CST Long Nose Pliers 8"	•
P26A	Slip Joint Pliers 6-1/2"	•
MLP10CJ	Curved Jaw with Cutter 10"	•
MLP6LN	Long Nose with Cutter 6"	•
MLP7SJ	Straight Jaw 7"	•
TPQ12	Straight Ring Pliers 6"	•
TPQ32	Straight Ring Pliers 6"	•
TPQ34	Straight Ring Pliers 7-3/4"	•
TPQ56	Straight Ring Pliers 9-1/2"	•
WSC7	Wire Stripper/Crimper/Cutter	•
SD1118	Multi-Direction Hose Pliers	•
PTX14E-PLIERS	Foam Only - Combination Plier Set	•



FOAM14E-SCREWDR
17-Pc. SCREWDRIVER FOAM SET

PRODUCT #	DESCRIPTION	SET
FOAM14E-SCREWDR	17-Pc. Screwdriver Foam Set	
PKRB8DR-S	3/8" x 8" Bolster Keystone Tip	•
PJRB6DR-S	5/16" x 6" Bolster Keystone Tip	•
PNRB4DR-S	1/4" x 4" Bolster Keystone Tip	•
PHRB3DR-S	3/16" x 3" Bolster Keystone Tip	•
PPH3DR	3/16" x 3" Cabinet Tip	•
PPG3DR	1/8" x 3" Cabinet Tip	•
PP2031DR	PH1 x 3", Phillips® Tip	•
PP3030DR	PH0 x 3", Phillips® Tip	•
PB2084DR-S	PH4 x 8" Bolster Phillips® Tip	•
PB2063DR-S	PH3 x 6" Bolster Phillips® Tip	•
PB2082DR-S	PH2 x 8" Bolster Phillips® Tip	•
PB2042DR-S	PH2 x 4" Bolster Phillips® Tip	•
PB2031DR-S	PH1 x 3" Bolster Phillips® Tip	•
PNR1DR	1/4" x 1.5" Keystone Tip	•
P3012DR	PH2 x 1.5" Phillips® Tip	•
PN2B	1/8" Slotted Pocket Square Shank Slotted	•
PN2C	1/8" Slotted Pocket Square Shank Curve	•
PTX14E-SCREWDR	Foam Only - Screwdriver Set	•

FOAM SETS

MISCELLANEOUS SETS



FOAM7E-PCCOMBO 15-PC. PUNCH AND CHISEL FOAM SET

PRODUCT #	DESCRIPTION	SIZE	SET
FOAM7E-PCCOMBO	15-Pc. Punch and Chisel Foam Set		
BH16AV	Anti-Vibe® Ball Peen Hammer	16oz	•
BD8	Brass Drift Punch	3/4" x 8"	•
SMP5SS	Starter/Machine Punch	5/32" x 5"	•
SMP8SS	Starter/Machine Punch	1/4" x 6"	•
SMP10SS	Starter/Machine Punch	5/16" x 7"	•
CP2SS	Center Punch	3/16" x 5"	•
CP50	Automatic Center Punch	5"	•
PP10SS	Pin Punch	5/16" x 6-1/4"	•
PP8SS	Pin Punch	1/4" x 5-3/4"	•
PP6SS	Pin Punch	3/16" x 5-1/4"	•
PP4SS	Pin Punch	1/8" x 4-3/4"	•
FCC4SS	Flat Cape Chisel	1/8" x 5"	•
C10SS	Flat Tip Chisel	5/16" x 4-1/2"	•
C12SS	Flat Tip Chisel	3/8" x 5"	•
C16SS	Flat Tip Chisel	1/2" x 6"	•
PTX7E-PCCOMBO	Foam Only - Punch and Chisel Set	-	•



FOAM7E-PICKSCR 9-PC. PICK AND SCRAPER FOAM SET

PRODUCT #	DESCRIPTION	SET
FOAM7E-PICKSCR	9-Pc. Pick and Scraper Foam Set	
PS21A	Mini Straight Pick	•
PS22A	Mini 90° Pick	•
PS23A	Mini Offset Pick	•
PS24A	Mini Hook Pick	•
MS400B	4" Mini Scraper	•
RADP6DR	Long Offset Hose Pick	•
RADP3DR	Offset Hose Pick	•
SP8BA	Short Blade Scraper	•
BT715	EZ Scraper	•
10-779	Knife Bimetal Ret Cg	•
PTX7E-PICKSCR	Foam Only - Pick and Scraper Set	•



FOAM7E-MEASURE 16-PC. MEASURING FOAM SET

PRODUCT #	DESCRIPTION	SET
FOAM7E-MEASURE	16-Pc. Measuring Foam Set	
MPR6	6" Machinists Pocket Rule	•
AC52220	1" Dial Pocket Thermometer	•
FG030	25 Blade Metric Universal Master Feeler Gauge Set	•
TDG479	Tire Thread Depth Gauge	•
FG002	25 Blade SAE Universal Master Feeler Gage Set	•
FG275	Master Offset Gauge	•
3116TPG	Metric Thread Pitch Gauge	•
1201TPG	SAE Thread Pitch Gauge	•
33-726	8m/26' 1-1/4 FatMax® Tape Rule	•
MHT2	Powercap Pickup 3.5/5lb	•
MHTC2	2-1/4" Round Telescoping Mirror	•
TG120	Radial Tire Gauge 12-48 PSI	•
AC384	1/4" Female NPT Dual Chuck	•
DDC61232F	Digital Caliper with Fractions	•
FG4450	Spark Plug Gap Gauge with Handle	•
PTX7E-MEASURE	Foam Only - Measuring Tools Set	•



FOAM SETS

MASTER SET

AUTOMASTERFOAM 27" EDGE TOOL BOX AND AUTO TOOLS MASTER


PRODUCT #	DESCRIPTION
FOAM7E-12DRIVE	8-Pc. 1/2" Drive Tool Foam Set
FOAM7E-12MET	30-Pc. 1/2" Drive Metric Socket Foam Set
FOAM7E-12SAE	29-Pc. 1/2" Drive SAE Socket Foam Set
FOAM7E-14COMBO	53-Pc. 1/4" Drive Combo Socket Foam Set
FOAM7E-FLAREWR	11-Pc. Flare Nut Wrench Foam Set
FOAM7E-MEASURE	16-Pc. Measuring Foam Set
FOAM7E-PCCOMBO	15-Pc. Punch and Chisel Foam Set
FOAM7E-PICKSCR	9-Pc. Pick and Scraper Foam Set
FOAM7E-TORXHEX	73-Pc. Torx® Hex Master Set
FOAM14E-38COMBO	65-Pc. 3/8" Drive Combo Socket Foam Set
FOAM14E-PLIERS	13-Pc. Plier Foam Set
FOAM14E-SCREWDR	17-Pc. Screwdriver Foam Set
FOAM21E-WRENCH	33-Pc. 12-Point Combo Wrench Foam Set
E2722-STP-RDBK	27" Edge Toolbox - Red & Black



FOAM7E-14COMBO



FOAM7E-12DRIVE



FOAM7E-12MET



FOAM7E-12SAE



E2722-B-RDBK

WARNING: Chrome sockets and attachments should only be used with hand-operated handles.






FOAM7E-MEASURE



FOAM7E-PICKSCR



FOAM7E-TORXHEX



FOAM7E-FLAREWR




FOAM14E-PLIERS



FOAM14E-SCREWDR



FOAM7E-PCCOMBO



FOAM14E-38COMBO



FOAM21E-PTWRENCH



SECTION

4

WRENCH



WRENCHES

SUB-CATEGORIES:

182

COMBINATION WRENCHES

192

FLARE NUT WRENCHES

188

ANGLE WRENCHES

193

CROWFOOT WRENCHES

189

OPEN-END WRENCHES

194

RATCHETING WRENCHES

190

OFFSET BOX-END WRENCHES

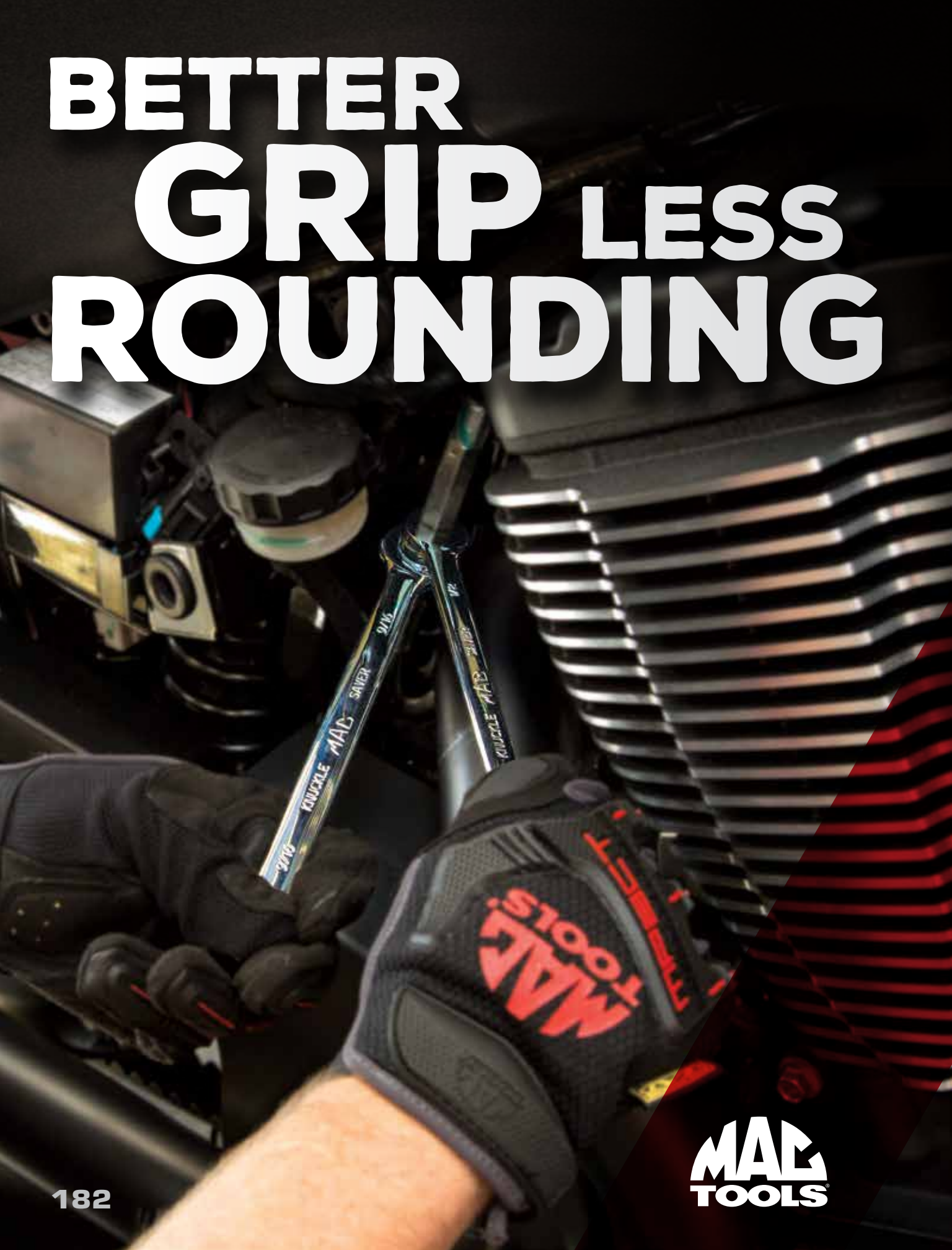
199

PIPE AND ADJUSTABLE WRENCHES

201

ORGANIZERS

BETTER GRIP LESS ROUNDING



KNUCKLE SAVER



KNUCKLE SAVER FEATURES:

- Longer standard length increases leverage
- Wide shank for strength and comfort
- Durable and corrosion-resistant thick Chrome Plating
- Professional grade box end strength
- Unique patented Knuckle Saver design increases contact area over a typical wrench

DISTINCT ENGINEERING

Each Knuckle Saver Wrench is specifically engineered to grip the fastener better, apply torque to the flat sides, and resist rounding.

AVAILABLE IN VARIOUS CONFIGURATIONS

SCB7PTKS 7-PC. SAE COMBINATION WRENCH SET - 12-PT.

INCLUDES:
3/8" Through 3/4"

SMB10KKS 10-PC. METRIC COMBINATION WRENCH SET - 12-PT.

INCLUDES:
10 Through 19mm

SCB76PTKS 7-PC. SAE COMBINATION WRENCH SET - 6-PT.

INCLUDES:
3/8" Through 3/4"

SCB15K2KS 15-PC. SAE COMBINATION WRENCH SET - 12-PT.

INCLUDES:
1/4" Through 1"

SMB14KKS 14-PC. METRIC COMBINATION WRENCH SET - 12-PT.

INCLUDES:
6 Through 19mm

SMHB10KS 10-PC. METRIC COMBINATION WRENCH SET - 6-PT.

INCLUDES:
10 Through 19mm

SCB182KS 18-PC. SAE COMBINATION WRENCH SET - 12-PT.

INCLUDES:
1/4" Through 1-1/4"

SMB19KS 19-PC. METRIC COMBINATION WRENCH SET - 12-PT.

INCLUDES:
6 Through 24mm

SMB5KS 5-PC. METRIC COMBINATION WRENCH SET - 12-PT.

INCLUDES:
24, 26, 27, 30, and 32mm



MACTOOLS.COM



WARNING: Cancer and Reproductive Harm - p65warnings.ca.gov
For more info click on MACTOOLS.COM/PROP65


WRENCHES

KNUCKLE SAVER WRENCHES AND SETS

FEATURES

- Professional-grade box end strength
- Thick chrome plating for a hard and durable, corrosion-resistant finish that's easy to clean
- Wide shank for strength and comfort
- Knuckle Saver design provides more contact area over a typical wrench

KNUCKLE SAVER™ 



SXS112PTR
11-PC. SAE KNUCKLE SAVER™ SHORT COMBINATION WRENCH SET - 12-PT.


PRODUCT #	SIZE (IN)	OVERALL LENGTH IN. / MM	SET
SXS112PTR 11-PC. SAE Knuckle Saver Short Wrench Set			
CXS82KS	1/4"	3-1/4" / 82.5	•
CXS92KS	9/32"	3-3/8" / 85.8	•
CXS102KS	5/16"	3-1/2" / 88.9	•
CXS112KS	11/32"	3-5/8" / 92.2	•
CXS122KS	3/8"	3-3/4" / 95.2	•
CXS142KS	7/16"	3-15/16" / 100	•
CXS162KS	1/2"	4-5/16" / 109.4	•
CXS182KS	9/16"	4-1/2" / 114.3	•
CXS202KS	5/8"	4-7/8" / 123.9	•
CXS222KS	11/16"	5-1/16" / 128.5	•
CXS242KS	3/4"	5-7/16" / 138.1	•

SXSM102PTR
10-PC. METRIC KNUCKLE SAVER™ SHORT COMBINATION WRENCH SET - 12-PT.

PRODUCT #	SIZE (MM)	OVERALL LENGTH IN. / MM	SET
SXSM102PTR 11-PC. SAE Knuckle Saver Short Wrench Set			
MXS62KS	6	3-1/4" / 82.5	•
MXS72KS	7	3-3/8" / 85.8	•
MXS82KS	8	3-1/2" / 88.9	•
MXS92KS	9	3-5/8" / 92.2	•
MXS102KS	10	3-3/4" / 95.2	•
MXS112KS	11	3-15/16" / 100	•
MXS122KS	12	4-5/16" / 109.4	•
MXS132KS	13	4-1/2" / 114.3	•
MXS142KS	14	4-7/8" / 123.9	•
MXS152KS	15	4-11/16" / 119.1	•
MXS162KS	16	4-7/8" / 123.9	•
MXS172KS	17	5-1/16" / 128.5	•
MXS182KS	18	5-1/4" / 133.3	•
MXS192KS	19	5-7/16" / 138.1	•

SCB182KS / SCB15K2KS / SCB7PTKS
18-PC./15-PC./7-PC. SAE KNUCKLE SAVER™ COMBINATION WRENCH SETS - 12-PT

PRODUCT #	SIZE (IN)	OVERALL LENGTH IN. / MM	SET
SCB182KS 18-PC. SAE Knuckle Saver Wrench Set			
SCB15K2KS 15-PC. SAE Knuckle Saver Wrench Set			
SCB7PTKS 7-PC. SAE Knuckle Saver Wrench Set			
CB82KS	1/4"	4-7/8" / 123.8	• •
CB92KS	9/32"	5-5/32" / 131	• •
CB102KS	5/16"	5-3/8" / 136.5	• •
CB112KS	11/32"	5-5/8" / 142.9	• •
CB122KS	3/8"	6" / 152.4	• • •
CB142KS	7/16"	7" / 177.8	• • •
CB162KS	1/2"	8" / 203.2	• • •
CB182KS	9/16"	8-7/8" / 225.4	• • •
CB202KS	5/8"	9-1/2" / 241.3	• • •
CB222KS	11/16"	10-1/4" / 260.4	• • •
CB242KS	3/4"	11" / 279.4	• • •
CB262KS	13/16"	11-7/8" / 301.6	• • •
CB282KS	7/8"	12-1/2" / 317.5	• • •
CB302KS	15/16"	13-1/4" / 336.6	• • •
CB322KS	1"	14" / 355.6	• • •
CB342KS	1-1/16"	14-7/8" / 377.83	• •
CB362KS	1-1/8"	15-7/8" / 403.2	• •
CB382KS	1-3/16"	15-7/8" / 403.2	• •
CB402KS	1-1/4"	16-7/8" / 428.6	• •



**SMB19KS / SMB14KKS
SMB10KKS / SMB5KS**
19-PC./14-PC./10-PC./5-PC. METRIC
KNUCKLE SAVER COMBINATION
WRENCH SETS - 12-PT.

SCB76PTKS
7-PC. SAE KNUCKLE SAVER
COMBINATION WRENCH SET - 6-PT.

PRODUCT #	SIZE (MM)	OVERALL LENGTH IN. / MM	SET
SMB19KS	19-PC. Metric Knuckle Saver Wrench Set - 12-PT.		
SMB14KKS	14-PC. Metric Knuckle Saver Wrench Set - 12-PT.		
SMB10KKS	10-PC. Metric Knuckle Saver Wrench Set - 12-PT.		
SMB5KS	5-PC. Metric Knuckle Saver Wrench Set		
MM 12	MB62KS	6 4-29/32" / 124.6	• •
	MB72KS	7 5-5/32" / 131	• •
	MB82KS	8 5-13/32" / 137.3	• •
	MB92KS	9 5-21/32" / 143.7	• •
	MB102KS	10 5-7/8" / 150	• • •
	MB112KS	11 6-7/8" / 175.4	• • •
	MB122KS	12 7-11/16" / 195.7	• • •
	MB132KS	13 7-7/8" / 200.8	• • •
	MB142KS	14 8-13/16" / 223.8	• • •
	MB152KS	15 9-1/8" / 232.6	• • •
	MB162KS	16 9-9/16" / 242.5	• • •
	MB172KS	17 10-1/4" / 261.1	• • •
	MB182KS	18 10-5/8" / 271.5	• • •
	MB192KS	19 11" / 279.4	• • •
	MB202KS	20 11-27/64" / 290.1	•
	MB212KS	21 11-13/16" / 300	•
	MB222KS	22 12-17/32" / 318.3	•
	MB232KS	23 12-59/64" / 328.2	•
	MB242KS	24 13-5/16" / 338.1	• •
MB262KS	26 14-41/64" / 371.9	• •	
MB272KS	27 14-7/8" / 377.83	• •	
MB302KS	30 15-55/64" / 402.8	• •	
MB322KS	32 16-59/64" / 429.8	• •	

PRODUCT #	SIZE (IN)	OVERALL LENGTH IN. / MM	SET
SCB76PTKS	7-PC. SAE Knuckle Saver Wrench Set		
SAE 6	CB86KS	1/4" 4-7/8" / 123.8	•
	CB106KS	5/16" 5-3/8" / 136.5	•
	CB116KS	11/32" 5-5/8" / 142.9	•
	CB126KS	3/8" 6" / 152.4	•
	CB146KS	7/16" 7" / 177.8	•
	CB166KS	1/2" 8" / 203.2	•
	CB186KS	9/16" 8-7/8" / 225.4	•
CB206KS	5/8" 9-1/2" / 241.3	•	
CB226KS	11/16" 10-1/4" / 260.4	•	
CB246KS	3/4" 11" / 279.4	•	

SMHB10KS
10-PC. METRIC KNUCKLE SAVER
COMBINATION WRENCH SET - 6-PT.

PRODUCT #	SIZE (MM)	OVERALL LENGTH IN. / MM	SET
SMHB10KS	10-PC. Metric Knuckle Saver Wrench Set		
MM 6	MB106KS	10 5-7/8" / 150	•
	MB116KS	11 6-7/8" / 175.4	•
	MB126KS	12 7-11/16" / 195.7	•
	MB136KS	13 7-7/8" / 200.8	•
	MB146KS	14 8-13/16" / 223.8	•
	MB156KS	15 9-1/8" / 232.6	•
	MB166KS	16 9-9/16" / 242.5	•
	MB176KS	17 10-1/4" / 261.1	•
	MB186KS	18 10-5/8" / 271.5	•
	MB196KS	19 11" / 279.4	•




WRENCHES

KNUCKLE SAVER WRENCHES AND SETS

FEATURES

- Professional-grade box end strength
- Thick chrome plating for a hard and durable, corrosion-resistant finish that's easy to clean
- Wide shank for strength and comfort
- Knuckle Saver design provides more contact area over a typical wrench

KNUCKLE SAVER™ 



SCL11LKS / SCL7LPTKS
11-PC./7-PC. SAE KNUCKLE SAVER
LONG COMBINATION WRENCH SETS - 12-PT.

SCLLM102KS
10-PC. METRIC KNUCKLE SAVER LONG
COMBINATION WRENCH SET - 12-PT.

PRODUCT #	SIZE (IN)	OVERALL LENGTH IN. / MM	SET
SCL11LKS	11-PC. SAE Knuckle Saver Long Wrench Set		
SCL7LPTKS	7-PC. SAE Knuckle Saver Long Wrench Set		
SAE 12	CL12LKS	3/8" 7" / 177.8	• •
	CL14LKS	7/16" 8" / 203.2	• •
	CL16LKS	1/2" 9" / 228.6	• •
	CL18LKS	9/16" 10" / 254	• •
	CL20LKS	5/8" 11" / 279.4	• •
	CL22LKS	11/16" 12" / 304.8	• •
	CL24LKS	3/4" 13" / 330.2	• •
	CL26LKS	13/16" 14" / 355.6	• •
	CL28LKS	7/8" 15" / 381	• •
	CL30LKS	15/16" 16" / 406.4	• •
	CL32LKS	1" 17" / 431.8	• •

PRODUCT #	SIZE (IN)	OVERALL LENGTH IN. / MM
CL42R	1-5/16"	17-5/8" / 447.68
CL44R	1-3/8"	18-1/2" / 469.9
CL46R	1-7/16"	19-3/8" / 492.13
CL48R	1-1/2"	20-1/4" / 514.35
CL52R	1-5/8"	23" / 584.2
CL54R	1-11/16"	23" / 584.2
CL56R	1-3/4"	25" / 635
CL58R	1-13/16"	25" / 635
CL60R	1-7/8"	28" / 711.2
CL64R	2"	28" / 711.2
CL68R	2-1/8"	29-7/8" / 758.83
CL80R	2-1/2"	32" / 812.8

"R" wrenches are NOT Knuckle Saver

PRODUCT #	SIZE (MM)	OVERALL LENGTH IN. / MM	SET
SCLLM102KS	10-PC. Metric Knuckle Saver Long Wrench Set		
MM 12	CLL210MMKS	10 7-13/16" / 198.4	•
	CLL211MMKS	11 8-1/4" / 209.6	•
	CLL212MMKS	12 8-5/8" / 219.1	•
	CLL213MMKS	13 9-1/16" / 230.2	•
	CLL214MMKS	14 9-1/2" / 241.3	•
	CLL215MMKS	15 10-1/16" / 255.6	•
	CLL216MMKS	16 10-9/16" / 268.3	•
	CLL217MMKS	17 11-1/8" / 282.6	•
	CLL218MMKS	18 11-3/4" / 298.5	•
	CLL219MMKS	19 12-3/8" / 314.3	•

COMBINATION WRENCHES AND SETS



SCL14PT / SCL5PT
14-PC./5-PC. SAE
COMBINATION WRENCH SETS

SCLM14PT / SCLM5PT / SCLM5XLPT
14-PC./5-PC./5-PC. METRIC
COMBINATION WRENCH SETS

PRODUCT #	SIZE (IN)	OVERALL LENGTH IN. / MM	SET	
SCL14PT	14-PC. SAE Combination Wrench Set			
SCL5PT	5-PC. SAE Combination Wrench Set			
SAE 12	CL82440	1/4"	5" / 127	•
	CL92440	9/32"	5-1/2" / 139.7	•
	CL102440	5/16"	6" / 152.4	•
	CL112440	11/32"	6-1/2" / 165.1	•
	CL122440	3/8"	7" / 177.8	•
	CL142440	7/16"	7-1/2" / 190.5	•
	CL162440	1/2"	8-1/4" / 209.6	•
	CL182440	9/16"	8-3/4" / 222.3	•
	CL202440	5/8"	9-3/4" / 247.7	•
	CL222440	11/16"	10-1/4" / 260.4	•
	CL242440	3/4"	11-1/4" / 285.8	•
	CL262440	13/16"	12" / 304.8	•
	CL282440	7/8"	13" / 330.2	•
	CL302440	15/16"	13-1/2" / 342.9	•
	CL322440	1"	14" / 355.6	•
	CL342440	1-1/16"	14-1/2" / 368.3	•
	CL362440	1-1/8"	15-3/4" / 400.1	•
	CL382440	1-3/16"	16-1/4" / 412.8	•
CL402440	1-1/4"	16-1/2" / 419.1	•	

PRODUCT #	SIZE (MM)	OVERALL LENGTH IN. / MM	SET	
SCLM14PT	14-PC. Metric Combination Wrench Set			
SCLM5PT	5-PC. Metric Combination Wrench Set			
SCLM5XLPT	5-PC. Metric Combination Wrench Set			
MM 12	M6CL440	6	5" / 127	•
	M7CL440	7	5-1/2" / 139.7	•
	M8CL440	8	6" / 152.4	•
	M9CL440	9	6-1/2" / 165.1	•
	M10CL440	10	7" / 177.8	•
	M11CL440	11	7-1/2" / 190.5	•
	M12CL440	12	7-3/4" / 196.9	•
	M13CL440	13	8-1/4" / 209.6	•
	M14CL440	14	8-3/4" / 222.3	•
	M15CL440	15	9-1/4" / 241.3	•
	M16CL440	16	9-3/4" / 247.7	•
	M17CL440	17	10-1/4" / 260.4	•
	M18CL440	18	10-3/4" / 273.1	•
	M19CL440	19	11-1/4" / 285.8	•
	M20CL440	20	11-1/2" / 292.1	•
	M21CL440	21	12-1/4" / 311.2	•
	M22CL440	22	12-3/4" / 323.8	•
	M23CL440	23	13-1/4" / 336.6	•
	M24CL440	24	13-3/4" / 349.3	•
	M26CL440	26	14" / 355.6	•
	M27CL440	27	14-3/4" / 374.7	•
	M27CL440	28	15-3/4" / 400.1	•
	M30CL440	30	16-1/2" / 419.1	•
	M32CL440	32	17" / 431.8	•




WRENCHES

ANGLE WRENCHES AND SETS


FEATURES

- Open-end set at 60° the other at 15°
- Both ends are the same size; therefore one wrench can be used in different directions for better leverage and has four different turning angles per wrench
- Excellent on jam nuts, aircraft, and close clearance applications



SDA18K / SDA11K 18-PC./11-PC. SAE ANGLE WRENCH SETS

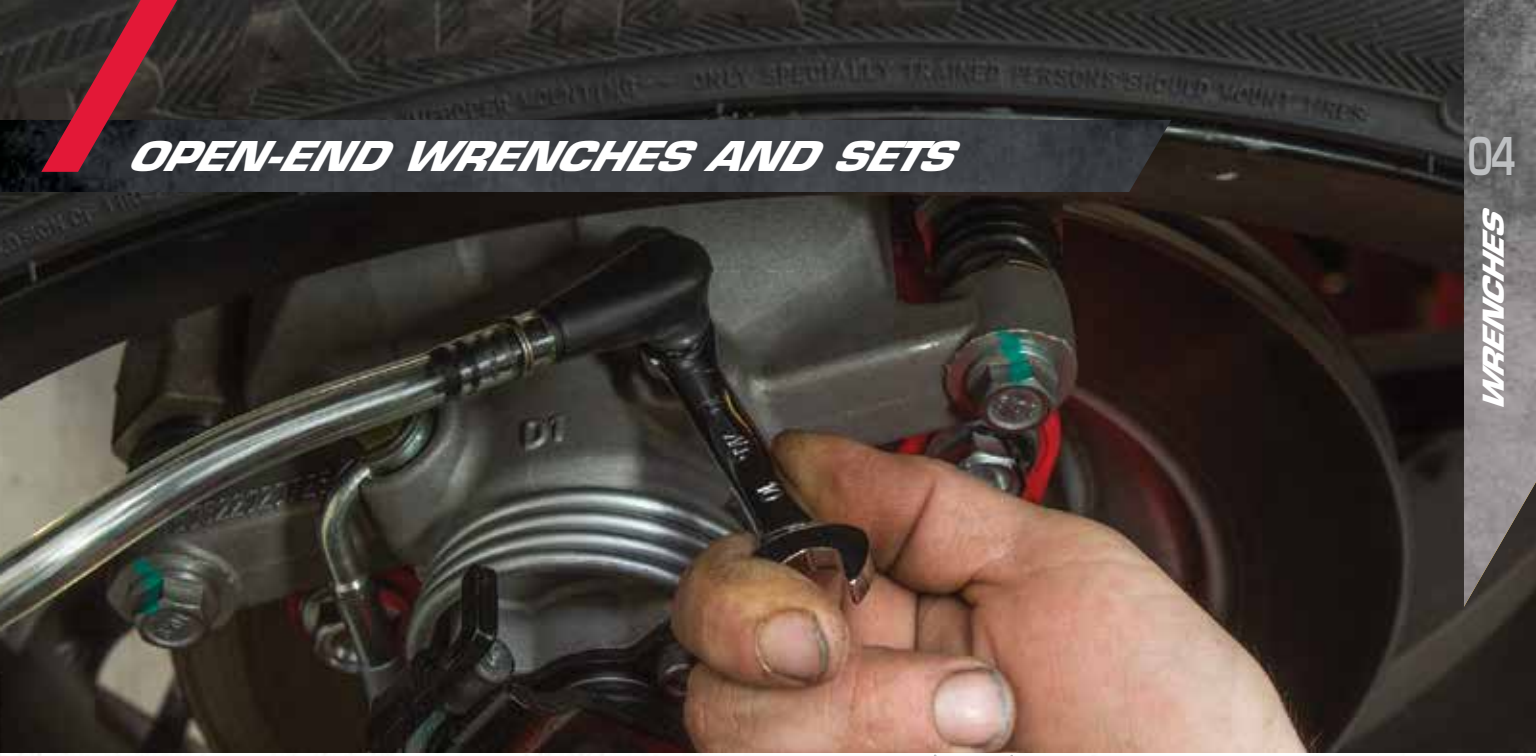
PRODUCT #	SIZE (IN)	OVERALL LENGTH IN. / MM	SET	
SDA18K	18-PC. SAE Angle Wrench Set			
SDA11K	11-PC. SAE Angle Wrench Set			
SAE	DA12	3/8"	4-3/4" / 120.7	• •
	DA14	7/16"	5" / 127	• •
	DA16	1/2"	5-1/4" / 133.4	• •
	DA18	9/16"	5-5/8" / 142.9	• •
	DA20	5/8"	6" / 152.4	• •
	DA22	11/16"	6-1/2" / 165.1	• •
	DA24	3/4"	7" / 177.8	• •
	DA26	13/16"	7-1/2" / 190.5	• •
	DA28	7/8"	8" / 203.2	• •
	DA30	15/16"	8-3/4" / 222.3	• •
	DA32	1"	9-1/2" / 241.3	• •
	DA34	1-1/16"	10-1/4" / 260.4	• •
	DA36	1-1/8"	11" / 279.4	• •
	DA38	1-3/16"	11-3/4" / 298.5	• •
	DA40	1-1/4"	12-1/4" / 311.2	• •
	DA42	1-5/16"	13-1/8" / 333.4	• •
	DA44	1-3/8"	13-3/4" / 349.3	• •
	DA46	1-7/16"	14" / 355.6	• •
DA48	1-1/2"	14-1/2" / 368.3	• •	
DA56	1-3/4"	17-1/8" / 435	• •	
DA60	1-7/8"	19-1/4" / 489	• •	
DA64	2"	19-3/4" / 501.7	• •	



SDAM7PT 7-PC. METRIC ANGLE WRENCH SET

PRODUCT #	SIZE (MM)	OVERALL LENGTH IN. / MM	SET	
SDAM7PT	7-PC. Metric Angle Wrench Set			
MM	M9DA	9	4-3/4" / 120.7	•
	M10DA	10	4-7/8" / 123.8	•
	M11DA	11	5-1/4" / 133.4	•
	M12DA	12	5-1/4" / 133.4	•
	M13DA	13	5-1/2" / 139.7	•
	M14DA	14	5-5/8" / 142.9	•
	M15DA	15	5-15/16" / 150.8	•
	M16DA	16	6-1/8" / 155.6	•
	M17DA	17	6-1/2" / 165.1	•
	M18DA	18	6-3/4" / 171.5	•
M19DA	19	7" / 177.8	•	
KB355B			•	

OPEN-END WRENCHES AND SETS




THIN OPEN-END WRENCHES

- Allows for easy access in tight work areas
- Polished, chrome-plated finish for easy clean-up and corrosion protection
- Tappett-style wrenches are great for use with jam nuts
- Head thickness of 0.155" and 10" length



SDT6PT
6-PC. SAE THIN OPEN-END WRENCH SET

PRODUCT #	SIZE (IN)	OVERALL LENGTH IN. / MM	SET
SDT6PT	6-PC. SAE Thin Open-end Wrench Set		
SAE	DT1012	5/16" x 3/8"	10" / 254
	DT1416	7/16" x 1/2"	10" / 254
	DT1820	9/16" x 5/8"	10" / 254
	DT2224	11/16" x 3/4"	10" / 254
	DT2628	13/16" x 7/8"	10" / 254
	DT3032	15/16" x 1"	10" / 254




SDTM5PT
5-PC. METRIC THIN OPEN-END WRENCH SET

PRODUCT #	SIZE (MM)	OVERALL LENGTH IN. / MM	SET
SDTM5PT	5-PC. Metric Thin Open-end Wrench Set		
MM	DTM1011	10 x 11	10" / 254
	DTM1213	12 x 13	10" / 254
	DTM1415	14 x 15	10" / 254
	DTM1618	16 x 18	10" / 254
	DTM1719	17 x 19	10" / 254



WRENCHES

OFFSET BOX-END WRENCHES AND SETS




SBHFM62KPA / SBHFM52PA
6-PC./5-PC. METRIC LONG 0° OFFSET
DOUBLE BOX-END WRENCH SETS

SBOM62PTR
6-PC. METRIC 10° MODIFIED OFFSET
DOUBLE BOX-END WRENCH SET - 12-PT.

PRODUCT #	SIZE (MM)	OVERALL LENGTH IN. / MM	SET
SBHFM62KPA	6-PC. Metric Long Double Box Wrench Set - 12-PT.		
SBHFM52PA	5-PC. Metric Long Double Box Wrench Set - 12-PT.		
MM 12	BHFM89PA	8 x 9	9-3/16" / 233.4
	BHFM810PA	8 x 10	9-5/8" / 244.5
	BHFM1011PA	10 x 11	10-3/32" / 256.4
	BHFM1012PA	10 x 12	10-39/64" / 269.5
	BHFM1213PA	12 x 13	11-11/64" / 283.8
	BHFM1214PA	12 x 14	11-25/32" / 299.2
	BHFM1415PA	14 x 15	12-7/16" / 315.9
	BHFM1417PA	14 x 17	13-59/64" / 353.6
	BHFM1618PA	16 x 18	14-29/64" / 367.1
BHFM1719PA	17 x 19	14-19/32" / 370.7	
BHFM2224PA	22 x 24	17-25/64" / 441.7	

PRODUCT #	SIZE (MM)	OVERALL LENGTH IN. / MM	SET
SBOM62PTR	6-PC. Metric 10° Modified Offset Double Box-End Wrench Set - 12-PT.		
MM 12	BOM2810R	8 x 10	7-7/16" / 188.9
	BOM21011R	10 x 11	7-15/16" / 201.6
	BOM21214R	12 x 14	9" / 228.6
	BOM21315R	13 x 15	9-1/2" / 241.3
	BOM21417R	14 x 17	10" / 254
	BOM21618R	16 x 18	10-5/8" / 269.9
	BOM21719R	17 x 19	11-3/8" / 288.9
BOM22124R	21 x 24	13-3/8" / 339.7	



SB6PTR
6-PC. SAE 15° OFFSET DOUBLE
BOX-END WRENCH SET - 12-PT.

PRODUCT #	SIZE (IN)	OVERALL LENGTH IN. / MM	SET
SB6PTR	6-PC. SAE Offset Double Box Wrench Set - 12-PT.		
SAE 12	B1012R	5/16" x 3/8"	7-1/8" / 181
	B1416R	7/16" x 1/2"	8-1/4" / 209.6
	B1820R	9/16" x 5/8"	9-21/32" / 245.3
	B2224R	11/16" x 3/4"	11-11/32" / 288.1
	B2628R	13/16" x 7/8"	13-5/16" / 338.1
	B3032R	15/16" x 1"	15-1/2" / 393.7



GREAT TO WORK WITH™



SBOL6K
6-PC. SAE LONG 60° DEEP OFFSET
BOX-END WRENCH SET - 12-PT.

PRODUCT #	SIZE (IN)	OVERALL LENGTH IN. / MM	SET	
SBOL6K	6-PC. SAE Long Deep Offset Box-End Wrench Set - 12-PT.			
SAE 12	BOL810	1/4" x 5/16"	7" / 177.8	•
	BOL1214	3/8" x 7/16"	7-3/8" / 187.3	•
	BOL1618	1/2" x 9/16"	8-1/2" / 215.9	•
	BOL2022	5/8" x 11/16"	10-3/4" / 273.1	•
	BOL2428	3/4" x 7/8"	11-5/8" / 295.3	•
	BOL2630	13/16" x 15/16"	13-1/2" / 342.9	•
	KB152			•



SBODM52PTR
5-PC. METRIC 60° DEEP OFFSET
DOUBLE BOX-END WRENCH SET - 12-PT.

PRODUCT #	SIZE (MM)	OVERALL LENGTH IN. / MM	SET	
SBODM52PTR	5-PC. Metric 60° Deep Offset Double Box-End Wrench Set - 12-PT.			
MM 12	BODM21011R	10 x 11	7-3/4" / 196.9	•
	BODM21214R	12 x 14	8-1/4" / 209.6	•
	BODM21315R	13 x 15	9" / 228.6	•
	BODM21618R	16 x 18	9-5/8" / 244.5	•
	BODM21719R	17 x 19	10-1/3" / 262.5	•



SBE5B
5-PC. INVERTED TORX®
BOX-END WRENCH SET

- For use on external Torx® fasteners
- Includes ten most popular sizes
- High polish chrome-plated finish for easy clean-up and long lasting corrosion protection

PRODUCT #	SIZE	OVERALL LENGTH IN. / MM	SET
SBE5B	5-PC. Inverted Torx® Box Wrench Set		
BE68	E6 x E8	4-25/64" / 111.5	•
BE1012	E10 x E12	5-1/2" / 139.7	•
BE1418	E14 x E18	7-3/32" / 180.2	•
BE1622	E16 x E22	7-57/64" / 200.4	•
BE2024	E20 x E24	8-51/64" / 223.5	•

Torx® is a trademark of Acument Intellectual Properties, LLC



WRENCHES

FLARE NUT WRENCHES AND SETS

FLARE NUT DOUBLE-END WRENCHS

- Designed for soft metal flare nut
- 270° Wraparound on box end allows torque to be transmitted on five sides to prevent fastener distortion
- Crowned handle edges for more comfortable grip




SFB86KR / SFB56PTR 8-PC./5-PC. SAE FLARE NUT DOUBLE-END WRENCH SETS

PRODUCT #	SIZE (IN)	OVERALL LENGTH IN. / MM	SET	
SFB86KR	8-PC. SAE Double End Flare Nut Wrench Set - 6-PT.			
SFB56PTR	5-PC. SAE Double End Flare Nut Wrench Set - 6-PT.			
SAE 6	FB8106R	1/4" x 5/16"	5-1/2" / 139.7	• •
	FB10126R	5/16" x 3/8"	6" / 152.4	• •
	FB12146R	3/8" x 7/16"	6-1/4" / 158.8	• •
	FB16186R	1/2" x 9/16"	7-1/4" / 184.2	• •
	FB20226R	5/8" x 11/16"	8" / 203.2	• •
	FB24266R	3/4" x 13/16"	8-3/4" / 222.3	• •
	FB24326R	3/4" x 1"	9-1/4" / 235	• •
	FB28366R	7/8" x 1-1/8"	9-1/2" / 241.3	• •

FLARE NUT OPEN-END WRENCHS

- Open-end set at 15°
- Flare nut end offset 15°
- Thin open-end also provides easy access
- Countersink box end for easy fastener engagement



SFC7PT 7-PC. SAE FLARE NUT OPEN-END COMBINATION WRENCH SET - 6-PT.

PRODUCT #	SIZE (IN)	OVERALL LENGTH IN. / MM	SET	
SFC7PT	7-PC. SAE Combination Flare Nut Open-End Wrench Set			
SAE 6	FC106	5/16"	5-1/4" / 133.4	•
	FC126	3/8"	5-9/16" / 142.9	•
	FC146	7/16"	5-29/32" / 150	•
	FC166	1/2"	6-15/32" / 164.3	•
	FC186	9/16"	6-7/8" / 174.6	•
	FC206	5/8"	7-17/32" / 191.3	•
	FC226	11/16"	8-1/8" / 206.4	•

SFBM116KR / SFBM66PTR 11-PC./6-PC. METRIC FLARE NUT DOUBLE-END WRENCH SETS

PRODUCT #	SIZE (MM)	OVERALL LENGTH IN. / MM	SET	
SFBM116KR	11-PC. Metric Double-End Flare Nut Wrench Set - 6-PT.			
SFBM66PTR	6-PC. Metric Double-End Flare Nut Wrench Set			
MM 6	FB6810MMR	8 x 10	6" / 152.4	•
	FB6911MMR	9 x 11	6-1/4" / 158.8	• •
	FB61012MMR	10 x 12	6-1/2" / 165.1	• •
	FB61113MMR	11 x 13	6-3/4" / 171.5	• •
	FB61214MMR	12 x 14	7" / 177.8	• •
	FB61314MMR	13 x 14	7-1/4" / 184.2	• •
	FB61417MMR	14 x 17	7-1/2" / 190.5	• •
	FB61517MMR	15 x 17	7-3/4" / 196.9	• •
	FB61618MMR	16 x 18	8" / 203.2	• •
	FB61820MMR	18 x 20	8-1/4" / 209.6	• •
FB61921MMR	19 x 21	8-3/4" / 222.3	• •	

SFCM7PT 7-PC. METRIC FLARE NUT OPEN-END COMBINATION WRENCH SET - 6-PT.

PRODUCT #	SIZE (MM)	OVERALL LENGTH IN. / MM	SET	
SFCM7PT	7-PC. Metric Combination Flare Nut Open-End Wrench Set			
MM 6	FC68MM	8	5-1/4" / 133.4	•
	FC69MM	9	5-7/16" / 138.1	•
	FC610MM	10	5-21/32" / 143.7	•
	FC611MM	11	5-29/32" / 150	•
	FC612MM	12	6-3/16" / 157.2	•
	FC613MM	13	6-15/32" / 164.3	•
	FC614MM	14	6-7/8" / 174.6	•

CROWFOOT WRENCHES AND SETS



SCO11KS
11-PC. 3/8" DRIVE SAE
CROWFOOT WRENCH SET

PRODUCT #	SIZE (IN)	OVERALL LENGTH IN. / MM		
SCO11KS	11-PC. 3/8" Drive SAE Crowfoot Wrench Set			
SAE	CO12KS	3/8"	1-1/4" / 31.8	•
	CO14KS	7/16"	1-9/32" / 32.6	•
	CO16KS	1/2"	1-35/64" / 35.4	•
	CO18KS	9/16"	1-9/16" / 39.5	•
	CO20KS	5/8"	1-41/64" / 41.7	•
	CO22KS	11/16"	1-55/64" / 47.1	•
	CO24KS	3/4"	1-57/64" / 48.1	•
	CO26KS	13/16"	1-61/64" / 49.7	•
	CO28KS	7/8"	2" / 50.9	•
	CO30KS	15/16"	2-1/16" / 52.5	•
	CO32KS	1"	2-1/8" / 53.8	•



SMCOS10KS
10-PC. 3/8" DRIVE METRIC
CROWFOOT WRENCH SET

PRODUCT #	SIZE (MM)	OVERALL LENGTH IN. / MM		
SMCOS10KS	10-PC. 3/8" Drive Metric Crowfoot Wrench Set			
MM	MC010KS	10	1-5/16" / 33.4	•
	MC011KS	11	1-11/32" / 33.9	•
	MC012KS	12	1-7/16" / 36.6	•
	MC013KS	13	1-15/32" / 37.1	•
	MC014KS	14	1-31/64" / 37.7	•
	MC015KS	15	1-19/32" / 40.3	•
	MC016KS	16	1-5/8" / 41.4	•
	MC017KS	17	1-11/16" / 42.8	•
	MC018KS	18	1-57/64" / 48.1	•
	MC019KS	19	1-59/64" / 48.7	•



SCOV5KS
5-PC. 1/2" DRIVE SAE
CROWFOOT WRENCH SET

PRODUCT #	SIZE (IN)	OVERALL LENGTH IN. / MM		
SCOV5KS	5-PC. 1/2" Drive SAE Crowfoot Wrench Set			
SAE	COV34KS	1-1/16"	2-7/8" / 72.8	•
	COV36KS	1-1/8"	2-31/32" / 75.3	•
	COV40KS	1-1/4"	2-17/64" / 82.9	•
	COV44KS	1-3/8"	3-21/64" / 84.7	•
	COV48KS	1-1/2"	3-13/32" / 86.5	•



WRENCHES

RATCHETING WRENCHES AND SETS

GNUCKLE
SAVER™ 

RATCHETING WRENCH FEATURES:

- Proprietary I-beam design provides greater comfort and strength with less hand stress
- 5° Arc swing and a compact head design for maximum access
- Knuckle Saver design on open-end helps prevent slipping off of fastener
- 12-PT. Fine tooth ratcheting box end



SRWS210PTA
10-PC. SAE SHORT
REVERSIBLE RATCHETING
WRENCH SET - 12-PT.

PRODUCT #	SIZE (IN)	OVERALL LENGTH IN. / MM	SET	
SRWS210PTA	10-PC. SAE Short Reversible Ratcheting Wrench Set			
SAE 12	RWS214PTA	1/4"	3-5/32" / 80	•
	RWS2516PTA	5/16"	3-35/64" / 90	•
	RWS21132PTA	11/32"	3-21/32" / 93	•
	RWS238PTA	3/8"	3-47/64" / 95	•
	RWS2716PTA	7/16"	4-1/16" / 103	•
	RWS212PTA	1/2"	4-1/4" / 108	•
	RWS2916PTA	9/16"	4-17/32" / 115	•
	RWS258PTA	5/8"	4-27/32" / 123	•
	RWS21116PTA	11/16"	5" / 127	•
	RWS234PTA	3/4"	5-1/2" / 139	•

SRWMS214PTA
14-PC. METRIC SHORT
REVERSIBLE RATCHETING
WRENCH SET - 12-PT.

PRODUCT #	SIZE (MM)	OVERALL LENGTH IN. / MM	SET	
SRWMS214PTA	14-PC. Metric Short Reversible Ratcheting Wrench Set			
MM 12	RWS26MMPTA	6	3-1/3" / 86	•
	RWS27MMPTA	7	3-1/2" / 88	•
	RWS28MMPTA	8	3-35/64" / 90	•
	RWS29MMPTA	9	3-21/32" / 93	•
	RWS210MMPTA	10	3-47/64" / 95	•
	RWS211MMPTA	11	4-1/16" / 103	•
	RWS212MMPTA	12	4-11/64" / 106	•
	RWS213MMPTA	13	4-1/4" / 108	•
	RWS214MMPTA	14	4-17/32" / 115	•
	RWS215MMPTA	15	4-11/16" / 119	•
	RWS216MMPTA	16	4-27/32" / 123	•
	RWS217MMPTA	17	5" / 127	•
	RWS218MMPTA	18	5-5/32" / 131	•
	RWS219MMPTA	19	5-15/32" / 139	•

SRW0212PTB
12-PC. SAE
REVERSIBLE RATCHETING
WRENCH SET - 12-PT.

PRODUCT #	SIZE (IN)	OVERALL LENGTH IN. / MM	SET	
SRW0212PTB	12-PC. SAE Reversible Ratcheting Wrench Set			
SAE 12	RW0214PTA	1/4"	5-1/4" / 134	•
	RW02516PTA	5/16"	5-1/2" / 139.7	•
	RW021132PTA	11/32"	5-7/8" / 150	•
	RW0238PTA	3/8"	6-7/32" / 158	•
	RW02716PTA	7/16"	6-1/2" / 165	•
	RW0212PTA	1/2"	7" / 177.8	•
	RW02916PTA	9/16"	7-1/2" / 190.5	•
	RW0258PTA	5/8"	8-3/16" / 208	•
	RW021116PTA	11/16"	8-7/8" / 225	•
	RW0234PTA	3/4"	9-3/4" / 247	•
	RW0278PTA	7/8"	11-5/16" / 280	•
	RW021516PTA	15/16"	12-1/2" / 305	•

SRWMO212PTB / SRWMO26PT
12-PC./6-PC. METRIC
REVERSIBLE RATCHETING
WRENCH SETS - 12-PT.

PRODUCT #	SIZE (MM)	OVERALL LENGTH IN. / MM	SET	
SRWMO212PTB	12-PC. Metric Reversible Ratcheting Wrench Set			
SRWMO26PT	6-PC. Large Metric Reversible Ratcheting Wrench Set			
MM 12	RW027MMPTA	7	5-1/2" / 139.7	•
	RW028MMPTA	8	5-7/8" / 150	•
	RW0210MMPTA	10	6-7/32" / 158	•
	RW0211MMPTA	11	6-1/2" / 165	•
	RW0212MMPTA	12	6-3/4" / 171	•
	RW0213MMPTA	13	7" / 177.8	•
	RW0214MMPTA	14	7-1/2" / 190.5	•
	RW0215MMPTA	15	7-13/16" / 199	•
	RW0216MMPTA	16	8-3/16" / 208	•
	RW0217MMPTA	17	8-7/8" / 225	•
	RW0218MMPTA	18	9-5/16" / 236	•
	RW0219MMPTA	19	9-3/4" / 247	•
	RW0221MMPTA	21	11-1/3" / 288	•
	RW0222MMPTA	22	11-1/3" / 288	•
	RW0224MMPTA	24	12-2/3" / 321	•
	RW0227MMPTA	27	14" / 357	•
	RW0230MMPTA	30	15-7/9" / 401	•
	RW0232MMPTA	32	16-2/3" / 424	•



WRENCHES

RATCHETING WRENCHES AND SETS



SRWF28PTB
8-PC. SAE FLEX
RATCHET WRENCH SET

PRODUCT #	SIZE (IN)	OVERALL LENGTH IN. / MM	SET	
SRWF28PTB	8-PC. SAE Flex Ratchet Wrench Set			
SAE 12	RWF2516PTA	5/16"	5" / 127	•
	RWF238PTA	3/8"	5-23/64" / 136	•
	RWF2716PTA	7/16"	5-35/64" / 141	•
	RWF212PTA	1/2"	6-1/8" / 155.5	•
	RWF2916PTA	9/16"	6-23/64" / 161.7	•
	RWF258PTA	5/8"	7-3/64" / 179	•
	RWF21116PTA	11/16"	7-31/64" / 190	•
	RWF234PTA	3/4"	8-15/32" / 215	•



SRWLF28PTA
8-PC. SAE LOCKING
FLEX RATCHET WRENCH SET


PRODUCT #	SIZE (IN)	OVERALL LENGTH IN. / MM	SET	
SRWLF28PTA	8-PC. SAE Locking Flexible-Head Ratcheting Wrench Set			
SAE 12	RWLF2516PTA	5/16"	5" / 127	•
	RWLF238PTA	3/8"	5-23/64" / 136	•
	RWLF2716PTA	7/16"	5-35/64" / 141	•
	RWLF212PTA	1/2"	6-1/8" / 155.5	•
	RWLF2916PTA	9/16"	6-23/64" / 161.7	•
	RWLF258PTA	5/8"	7-3/64" / 179	•
	RWLF21116PTA	11/16"	7-31/64" / 190	•
	RWLF234PTA	3/4"	8-15/32" / 215	•

SRWMF212PTB
12-PC. METRIC FLEX
RATCHET WRENCH SET

PRODUCT #	SIZE (MM)	OVERALL LENGTH IN. / MM	SET	
SRWMF212PTB	12-PC. Metric Flex Ratchet Wrench Set			
MM 12	RWF8MMPTA	8	5" / 127	•
	RWF9MMPTA	9	5-11/64" / 131.5	•
	RWF10MMPTA	10	5-23/64" / 136	•
	RWF11MMPTA	11	5-35/64" / 141	•
	RWF12MMPTA	12	5-13/16" / 147.5	•
	RWF13MMPTA	13	6-1/8" / 155.5	•
	RWF14MMPTA	14	6-23/64" / 161.7	•
	RWF15MMPTA	15	6-23/32" / 170.8	•
	RWF16MMPTA	16	7-3/64" / 179	•
	RWF17MMPTA	17	7-31/64" / 190	•
	RWF18MMPTA	18	7-63/64" / 203	•
	RWF19MMPTA	19	8-15/32" / 215	•

SRWMLF212PTA
12-PC. METRIC LOCKING
FLEX RATCHET WRENCH SET

PRODUCT #	SIZE (MM)	OVERALL LENGTH IN. / MM	SET	
SRWMLF212PTA	12-PC. Metric Locking Flex Ratchet Wrench Set			
MM 12	RWLF7MMPTA	8	5" / 127	•
	RWLF8MMPTA	9	5-11/64" / 131.5	•
	RWLF10MMPTA	10	5-23/64" / 136	•
	RWLF11MMPTA	11	5-35/64" / 141	•
	RWLF12MMPTA	12	5-13/16" / 147.5	•
	RWLF13MMPTA	13	6-1/8" / 155.5	•
	RWLF14MMPTA	14	6-23/64" / 161.7	•
	RWLF15MMPTA	15	6-23/32" / 170.8	•
	RWLF16MMPTA	16	7-3/64" / 179	•
	RWLF17MMPTA	17	7-31/64" / 190	•
	RWLF18MMPTA	18	7-63/64" / 203	•
	RWLF19MMPTA	19	8-15/32" / 215	•



SRW0126PT
12-PC. SAE
REVERSIBLE RATCHETING
WRENCH SET - 6-PT.

PRODUCT #	SIZE (IN)	OVERALL LENGTH IN. / MM	SET	
SRW0126PT	12-PC. SAE Reversible Ratcheting Wrench Set			
SAE 6	RW0614PT	1/4"	5-1/4" / 134	•
	RW06516PT	5/16"	5-1/2" / 140	•
	RW061136PT	11/32"	5-7/8" / 150	•
	RW0638PT	3/8"	6-7/32" / 158	•
	RW06716PT	7/16"	6-1/2" / 165	•
	RW0616PT	1/2"	7" / 178	•
	RW06916PT	9/16"	7-1/2" / 190	•
	RW0658PT	5/8"	8-3/16" / 208	•
	RW061116PT	11/16"	8-7/8" / 225	•
	RW0634PT	3/4"	9-3/4" / 247	•
	RW0678PT	7/8"	11-5/16" / 280	•
	RW061516PT	15/16"	12-1/2" / 305	•



SRWM0126PT
12-PC. METRIC OFFSET
REVERSIBLE RATCHETING
WRENCH SET - 6-PT.

PRODUCT #	SIZE (MM)	OVERALL LENGTH IN. / MM	SET	
SRWM0126PT	12-PC. Metric Offset Reversible Ratcheting Wrench Set			
MM 6	RW067MMPT	7	3-1/2" / 88	•
	RW068MMPT	8	3-35/64" / 90	•
	RW0610MMPT	10	3-47/64" / 95	•
	RW0611MMPT	11	4-1/16" / 103	•
	RW0612MMPT	12	4-11/64" / 106	•
	RW0613MMPT	13	4-1/4" / 108	•
	RW0614MMPT	14	4-17/32" / 115	•
	RW0615MMPT	15	4-11/16" / 119	•
	RW0616MMPT	16	4-27/32" / 123	•
	RW0617MMPT	17	5" / 127	•
	RW0618MMPT	18	5-5/32" / 131	•
	RW0619MMPT	19	5-15/32" / 139	•



WRENCHES

RATCHETING WRENCHES AND SETS



SRWS106PT
10-PC. SAE STUBBY
RATCHETING WRENCH SET - 6-PT.

PRODUCT #	SIZE (IN)	OVERALL LENGTH IN. / MM	
SRWS106PT	10-PC. SAE Stubby Offset Ratcheting Wrench Set		
SAE 6	RWS614PT	1/4"	3-5/32" / 80
	RWS6516PT	5/16"	3-35/64" / 90
	RWS61136PT	11/32"	3-21/32" / 93
	RWS638PT	3/8"	3-47/64" / 95
	RWS6716PT	7/16"	4-1/16" / 103
	RWS616PT	1/2"	4-1/4" / 108
	RWS6916PT	9/16"	4-17/32" / 115
	RWS658PT	5/8"	4-27/32" / 123
	RWS61116PT	11/16"	5" / 127
	RWS634PT	3/4"	5-1/2" / 139



SRWF86PT
8-PC. SAE FLEX-HEAD
RATCHETING WRENCH SET - 6-PT.

PRODUCT #	SIZE (IN)	OVERALL LENGTH IN. / MM	
SRWF86PT	8-PC. SAE Flex-Head Ratcheting Wrench Set		
SAE 6	RWF6516PT	5/16"	5" / 127
	RWF638PT	3/8"	5" / 127
	RWF6716PT	7/16"	5" / 127
	RWF616PT	1/2"	5" / 127
	RWF6916PT	9/16"	5" / 127
	RWF658PT	5/8"	5" / 127
	RWF61116PT	11/16"	5" / 127
	RWF634PT	3/4"	5" / 127

SRWMS146PT
14-PC. METRIC STUBBY OFFSET
RATCHETING WRENCH SET - 6-PT.

PRODUCT #	SIZE (MM)	OVERALL LENGTH IN. / MM	
SRWMS146PT	14-PC. Metric Stubby Offset Ratcheting Wrench Set		
MM 6	RWS66MMPT	6	3-1/3" / 86
	RWS67MMPT	7	3-1/2" / 88
	RWS68MMPT	8	3-35/64" / 90
	RWS69MMPT	9	3-21/32" / 93
	RWS610MMPT	10	3-47/64" / 95
	RWS611MMPT	11	4-1/16" / 103
	RWS612MMPT	12	4-11/64" / 106
	RWS613MMPT	13	4-1/4" / 108
	RWS614MMPT	14	4-17/32" / 115
	RWS615MMPT	15	4-11/16" / 119
	RWS616MMPT	16	4-27/32" / 123
	RWS617MMPT	17	5" / 127
	RWS618MMPT	18	5-5/32" / 131
	RWS619MMPT	19	5-15/32" / 139

SRWMF126PT
12-PC. METRIC FLEX-HEAD
RATCHETING WRENCH SET - 6-PT.

PRODUCT #	SIZE (MM)	OVERALL LENGTH IN. / MM	
SRWMF126PT	12-PC. Metric Flex-Head Ratcheting Wrench Set		
MM 6	RWF67MMPT	7	-
	RWF68MMPT	8	5-23/64" / 127
	RWF610MMPT	10	5-35/64" / 136
	RWF611MMPT	11	5-13/16" / 141
	RWF612MMPT	12	5-13/16" / 147.5
	RWF613MMPT	13	6-1/8" / 155.5
	RWF614MMPT	14	6-23/64" / 161.7
	RWF615MMPT	15	6-23/32" / 170.8
	RWF616MMPT	16	7-3/64" / 179
	RWF617MMPT	17	7-31/64" / 190
	RWF618MMPT	18	7-63/64" / 203
	RWF619MMPT	19	8-15/32" / 215

ADJUSTABLE

PIPE AND ADJUSTABLE WRENCHES



PWR18

PWR12

PIPE WRENCHES

- Full-floating hook jaw
- Instant grip, easy release
- Spring suspension eliminates jamming

PRODUCT #	CAPACITY	OVERALL LENGTH IN. / MM
PWR12	2"	12" / 304.8
PWR18	2-1/2"	18" / 457.2
PWR24	3"	24" / 609.6



AWP10B

AWP8B

AWP6B

AW3SETA 3-PC. PRECISION ADJUSTABLE WRENCH SET

- Perfectly matched knurl and teeth for smooth operation and fit
- Small angle 15° head

PRODUCT #	CAPACITY	OVERALL LENGTH IN. / MM	SET
AW3SETA	3-PC. Precision Adjustable Wrench Set		
AWP6BA	3/4"	6" / 152.4	•
AWP8BA	15/16"	8" / 203.2	•
AWP10BA	1-1/8"	10" / 254	•
AJ12B	1-5/16"	12" / 304.8	
AJ15B	1-11/16"	15" / 381	
AJ18B	2-1/16"	18" / 457.2	
AJ24B	2-7/16"	24" / 609.6	



ADJUSTABLE SPECIALTY WRENCHES



GNW63 GLAND NUT WRENCH

- Fully adjustable to fit hydraulic cylinders on vehicles having gland nuts from 1" to 3-3/4" in diameter
- Reverses to fit 1/4" or 7/32" pin holes
- Use it with a 1/2" square drive to loosen the toughest gland nuts.



GNW66 ADJUSTABLE GLAND NUT WRENCH

- Designed to fit hydraulic cylinders on most farm and construction equipment
- Adjusts to fit gland nuts from 2" to 6" diameter pin to pin
- Reversible to fit 1/4" and 5/16" pin holes
- Heavy-duty wrench features a 3/4" square drive



CHAIN WRENCHES

- Forged from chrome-vanadium steel
- Wraps around and holds irregular shaped objects

PRODUCT #	CAPACITY	OVERALL LENGTH IN. / MM
WC12	4"	12" / 304.8
WC24	6"	24" / 609.6



SSWF3K 3-PC. ADJUSTABLE FACE SPANNER WRENCH SET IN KIT BAG

- Services seal and packing nuts on hydraulic cylinders

PRODUCT #	CAPACITY	OVERALL LENGTH IN. / MM	PIN DEPTH	PIN THICKNESS	SET
SSWF3K	3-PC. Adjustable Face Spanner Wrench Set in Kit Bag				
SWF2	2"	6-3/8" / 161.9	1/4"	3/16"	•
SWF3	3"	8-1/4" / 209.6	1/4"	1/4"	•
SWF4	4"	10-3/8" / 263.5	3/8"	5/16"	•



SSWP4K 4-PC. ADJUSTABLE PIN SPANNER WRENCH SET IN KIT BAG

- Services collars, lock nut rings, and bearings
- Single jaw construction

PRODUCT #	CAPACITY RANGE	JAW THICKNESS	OVERALL LENGTH IN. / MM	PIN DIAMETER	PIN LENGTH	SET
SSWP4K	4-PC. Adjustable Pin Spanner Wrench Set in Kit Bag					
SWP1	3/4" to 2"	11/32"	6-3/8" / 161.9	1/8"	1/8"	•
SWP2	1-1/4" to 3"	13/32"	8-1/8" / 206.4	3/16"	3/16"	•
SWP3	2" to 4-3/4"	15/32"	11-3/8" / 288.9	1/4"	1/4"	•
SWP4	4-1/2" to 6-1/4"	15/32"	12-1/8" / 308	3/8"	1/4"	•



SSWH4K 4-PC. ADJUSTABLE HOOK SPANNER WRENCH SET IN KIT BAG


- Services collars, lock nut rings, and bearings
- Single jaw construction

PRODUCT #	CAPACITY RANGE	HOOK DEPTH	OVERALL LENGTH IN. / MM	HOOK THICKNESS	SET
SSWH4K	4-PC. Adjustable Hook Spanner Wrench Set in Kit Bag				
SWH1	3/4" to 2"	1/8"	6-3/8" / 161.9	11/32"	•
SWH2	1-1/4" to 3"	5/32"	8-1/8" / 206.4	13/32"	•
SWH3	2" to 4-3/4"	3/16"	11-3/8" / 288.9	15/32"	•
SWH4	4-1/2" to 6-1/4"	1/4"	12-1/8" / 308	15/32"	•



ORGANIZERS

HOLDERS AND RACKS



WR12SGR (NOT SHOWN)
12-PC. RED - FORWARD


WR15SGR
15-PC. RED - FORWARD

WR12SGY (NOT SHOWN)
12-PC. YELLOW - REVERSE

WR15SGY
15-PC. YELLOW - REVERSE


SOFT GRIP WRENCH RACKS

- Forward or reverse configuration for maximum space usage of drawers
- Durable, high impact plastic



WR515B
12-PC. STEEL WRENCH HOLDER

- Cold-rolled steel is black plastic coated
- Holes allow secure mounting



DW02B
DRAWER WRENCH ORGANIZER

- Two 24" long plastic organizers
- Adhesive, non-slip, foam-backed strips
- Can be cut to fit any drawer or wrench set size
- Holds up to thirty-five wrenches in full 24" (609.6mm)
- "V" notches make sizes easily identifiable



WRS5GY
5-PC. YELLOW

WRS5GR
5-PC. RED



WRS10GY (NOT SHOWN)
10-PC. YELLOW

WRS10GR (NOT SHOWN)
10-PC. RED

WRS7GY (NOT SHOWN)
7-PC. YELLOW

WRS7GR (NOT SHOWN)
7-PC. RED


WRS11GY
11-PC. YELLOW

WRS11GR
11-PC. RED



LAW12-R
12-PC. RED

LAW12-Y
12-PC. YELLOW



SHMW10-R
RED

SHMW10-Y
YELLOW

LOCK-A-WRENCH

- A simple twist of one wrench to lock or unlock the entire set
- Magnetic backing makes this vertical organizer convenient to attach to steel surfaces
- Designed to securely hold a variety of wrenches

MAGNETIC WRENCH RACKS

- Allows you to hang ten wrenches with magnetic holders



SECTION

5

TORQUE WRENCH





ES



SUB-CATEGORIES:

204

ELECTRONIC TORQUE WRENCHES

209

SPLIT-BEAM TORQUE WRENCHES

207

MICROMETER TORQUE WRENCHES

210

DIAL TORQUE WRENCHES

208

ROUND-HEAD TORQUE WRENCHES

211

SPECIALTY TORQUE TOOLS

CERTIFIED CALIBRATION: Is available when purchasing a Mac Tools® adjustable torque wrench. You may have your present torque wrench certified or recertified. With certification, your torque wrench will meet various government specifications.

With general use, recalibration may be necessary. Use of torque wrenches to break loose tightened fasteners may cause loss of calibration. This service is available at an additional charge.

Contact your local distributor for more details or call 1-800-MACTOOL.

TORQUE TO SPEC



30-600 FT-LBS.
TORQUE RANGE
TWZA600FD

ELECTRONIC TORQUE WRENCH FEATURES:

- Accuracy +/-2% CW, +/-3% CCW
- 50 data point memory for recall and joint torque angle auditing
- Nine presets store commonly used values for quick reference
- LED readouts for easy viewing of results and audible beep when the desired level is reached
- Five selectable units: Nm, Ft-lbs., In.-lbs., kg-cm, degree



ELECTRONIC TORQUE WRENCHES WITH ANGLE

- Five selectable units (Nm, ft-lbs., in-lbs., kg/cm, degree)

PRODUCT #	DRIVE SIZE	TORQUE RANGE (FT-LBS.)
TWMA265ID	1/4" Drive	15-265 in-lbs.
TWXA100FD	3/8" Drive	5-100 ft-lbs.
TWVA250FD	1/2" Drive	15-250 ft-lbs.
TWZA600FD	3/4" Drive	30-600 ft-lbs.

ELECTRONIC TORQUE WRENCHES

- Four selectable units (Nm, ft-lbs., in-lbs., kg/cm)

PRODUCT #	DRIVE SIZE	TORQUE RANGE (FT-LBS.)
TWM265IDA	1/4" Drive	15-265 in-lbs.
TWX100FDA	3/8" Drive	5-100 ft-lbs.
TWV250FDA	1/2" Drive	15-250 ft-lbs.



ELECTRONIC TORQUE

SMART TORQUE WRENCHES

SMART TORQUE WRENCHES

- Connected Torque Wrench allows for fast, easy and accurate torque setting.
- App control for advanced features to set torque target, help reduce errors and record measurements for audit.
- Torque history data transfer through mobile application.
- Haptic feedback, positive mechanical click and LED lights for precise control of applied torque.
- Square profiled rubber bumper to help prevent roll-away and reduce drop.
- Digital Torque Wrench with 2% accuracy CW/CCW and Angle measurement +/- 1 degree.
- Calibration status reporting to ASME or user defined schedule.
- Includes protective Blow Mold Case, fast 2A charger, micro USB cable, charging dock, manual and calibration certificate.

PRODUCT #	DRIVE SIZE	TORQUE RANGE FT-LBS. / NM	OVERALL LENGTH IN. / MM	INCREMENTS FT-LBS. / NM
TWMS22BT	1/4"	1.1-22.1 / 1.5-30	17.13 / 435.10	0.1 / 0.14
TWXS100BT	3/8"	4.9-99.6 / 6.7-135	17.20 / 436.88	0.1 / 0.14
TWVS250BT	1/2"	12.5-250 / 17-340	32.28 / 819.91	0.1 / 0.14



TWMS22BT

TWXS100BT

DIGITAL TORQUE

TORQUE AND ANGLE ADAPTERS

DIGITAL TORQUE AND ANGLE ADAPTERS

- +/-3% Clockwise or +/-4% counterclockwise for torque accuracy
- Five selectable units - Nm, ft-lbs., in-lbs., kg.cm, degree
- Fifty data memory for recall and joint torque-angle auditing
- Buzzer and LED indicator for the nine pre-settable target torques or angles
- Auto Sleep after about two minutes idle
- ASME B107.28

PRODUCT #	DRIVE SIZE	TORQUE RANGE FT-LBS.	TORQUE RANGE IN-LBS.	TORQUE RANGE NM
TWVTA250	1/2" Drive	15-250	150-3009	17-340
TWXTA100	3/8" Drive	5-100	60-1195	6.8-135



The Bluetooth® word mark and logos are registered trademarks owned by Bluetooth SIG, Inc. and any use of such marks by Mac Tools is under license.

MICROMETER TORQUE WRENCHES



TWM50HTC

TWZ600

TWV150FC

AXIS™ 90 TORQUE WRENCHES

- 90-Tooth pear head ratchet gives 4° arc swing for increased access in tight spaces
- Metal knurled handle with profiled grip for durability and comfort
- Lock ring to prevent accidental adjustment, knurled for grip
- Hard etched durable scale for legibility
- Accuracy +/4% CW +/-6% CCW

PRODUCT #	DRIVE SIZE	TORQUE RANGE IN-LBS. / NM	OVERALL LENGTH IN. / MM	INCREMENTS IN-LBS. / NM
TWM200HTC	1/4"	40-200 / 4.5-22.5	12 / 304.8	1 / 0.11
TWX200HTC	3/8"	40-200 / 4.5-22.5	12 / 304.8	1 / 0.11

MICROMETER ADJUSTABLE TORQUE WRENCHES

- Calibrated to +/-4% in clockwise direction and +/-6% in counterclockwise direction
- Positive locking mechanism—dial and lock in the desired torque
- Non-slip knurled handle
- Reversible ratchet head

PRODUCT #	DRIVE SIZE	TORQUE RANGE FT-LBS. / NM	OVERALL LENGTH IN. / MM	INCREMENTS FT-LBS. / NM
TWX1000FC	3/8"	16-80 / 22.6-113.0	15-1/2" / 393.7	0.42 / 0.56
TWX80FC	3/8"	10-80 / 20.3-115.2	14-7/8" / 377.8	0.5 / 0.68
TWX100FC	3/8"	20-100 / 33.9-142.3	16-1/2" / 419.1	0.5 / 0.68
TWV150FC	1/2"	30-150 / 47.4-210.1	20-1/2" / 520.7	1 / 1.36
TWV250FC	1/2"	50-250 / 74.5-345.7	26-1/4" / 666.8	1 / 1.36
TWZ600	3/4"	120-600 / 162.8-814.0	41-1/2" / 1054.1	2 / 2.71



WRENCHES

ROUND-HEAD TORQUE WRENCHES

ROUND-HEAD MICRO ADJUSTABLE TORQUE WRENCHES

COMMON FEATURES:

- Micrometer torque wrenches come on strong for ongoing torquing operations, providing uniform accuracy and repeatability over the full range of settings
- +/-4% Clockwise
- Design places less stress on individual components so wrenches last and stay calibrated longer
- Round-head design
- Non-slip knurled handle
- Easy-to-read and set for error-free adjustments
- Automatic locking torque adjustment
- No risk of accidental release
- Ergonomic-design handle with knurled design for safety
- Increased length for improved torque transfer and accuracy

PRODUCT #	DRIVE SIZE	TORQUE RANGE IN-LBS. / NM	OVERALL LENGTH IN. / MM	INCREMENTS IN-LBS. / NM
TWM50	1/4"	10-50 / 1.13-5.65	7-61/64" / 202	1 / 0.11
TWM200A	1/4"	30-200 / 3.96-23.16	9-1/2" / 241.3	1 / 0.11
TWX250	3/8"	50-250 / 6.20-28.82	9-1/2" / 241.3	1 / 0.11



ROUND-HEAD MICRO ADJUSTABLE FLEX-HEAD TORQUE WRENCHES

- Torques accurately where working space is limited or obstructed
- 17° Flex in each direction
- +/-4% Clockwise

PRODUCT #	DRIVE SIZE	TORQUE RANGE FT-LBS. / NM	OVERALL LENGTH IN. / MM	INCREMENTS FT-LBS. / NM
TWXF75	3/8"	5-75 / 6.78-101.7	16-5/8" / 422.3	0.5 / 0.68
TWXF100	3/8"	10-100 / 10.17-105.06	17-3/32" / 434.2	0.5 / 0.68
TWVF250	1/2"	30-250 / 47.45-345.68	22" / 558.8	1 / 1.36



SPLIT-BEAM TORQUE WRENCHES



TWV250P 1/2" DRIVE SPLIT-BEAM TORQUE WRENCH

- Flex-head for added versatility
- Easy to use by adjusting setting with fingertip
- Don't have to set to zero after use
- Nickel/Chrome finish makes this tool durable and easy to clean
- Comfortable grip allows you to use this with more control

OVERALL LENGTH	TORQUE RANGE FT-LBS.	SCALE FT-LBS.
22-1/8"	40-250	5

SPLIT-BEAM TORQUE WRENCHES

- Operating mechanism relies on measuring the deflection of a set of split beams
- Beams remain slack until tool is torqued, allowing tool to be stored at any value without degradation of the accuracy - no need to return tool to the bottom of the scale after use

PRODUCT #	DRIVE SEIZE	OVERALL LENGTH	TORQUE RANGE IN-LBS.	TORQUE RANGE FT-LBS.	SCALE IN-LBS.	SCALE FT-LBS.
TWX600IP	3/8"	17-5/64"	100-600	-	10	-
TWX100P	3/8"	17-5/64"	-	20-100	-	2
TWZ400P	3/4"	34-7/64"	-	130-400	-	10
TWZ600P	3/4"	48-29/64"	-	200-600	-	10



WRENCHES

DIAL TORQUE WRENCHES



TWDFZ600FT-LS
with Electric Signal Light

TWDFZ600FT

DIAL TORQUE WRENCHES

- +/-2% Accuracy clockwise from 20% to 100% of full scale
- Extra-large dial scale for excellent readability
- Moveable scale can always face user
- Memory needle indicates peak torque
- Metal dial guard for added protection
- Dual scales: in-lbs. or ft-lbs. and newton meters
- Blow-molded case

PRODUCT #	DRIVE SIZE	INCREMENTS FT-LBS. / NM	LENGTH DISASSEMBLE IN. / MM	TORQUE RANGE FT-LBS. / NM
TWDFZ600FT	3/4"	10 / 20	26-1/4" / 666.8	0-600 / 0-800
TWDFZ600FT-LS	3/4"	10 / 20	26-1/4" / 666.8	0-600 / 0-800

DIAL TORQUE WRENCHES

PRODUCT #	DRIVE SIZE	INCREMENTS IN-LBS. / NM	LENGTH IN. / MM	TORQUE RANGE IN-LBS. / NM
TWDFM30IN	1/4"	0.5 / 0.1	10" / 254	0-30 / 0-3
TWDFM75IN	1/4"	1 / 0.2	10" / 254	0-75 / 0-9
TWDFX150IN	3/8"	2 / 0.5	10" / 254	0-150 / 0-18
TWDFX50FT	3/8"	1 / 2	14-7/8" / 377.8	0-50 / 0-7
TWDFV250FT	1/2"	5 / 1	21-1/2" / 546.1	0-250 / 0-35



TWDFM30IN
Special scale reads 0-30 in both directions

TWDFM75IN



TWDFV250FT



TWDFX50FT

TWDFX150IN

SPECIALTY TORQUE TOOLS



X-4® GEARED HEAD TORQUE MULTIPLIERS

- Generates powerful torque with precision and ease
- Planetary gear train is totally enclosed for protection
- All internal parts made of high-grade alloy steel
- Unit may be disassembled for inspection or repair; requires little, if any, maintenance

Due to frictional losses in the tool, actual output will vary from 10-20% in each stage of multiplication

TD1000-R is an anti-backlash model especially useful where fastening system has spring-back condition or where an extended reaction bar is used

PRODUCT #	INPUT DRIVE	OUTPUT DRIVE	RATIO	OUTPUT CAPACITY FT-LBS. / NM	OVERALL LENGTH IN. / MM
LW750	1/2"	3/4"	4:1	1,000 / 1,356	22" / 558.8
TD1000	3/4"	1"	4:1	2,000 / 2,712	25" / 635.0
TD1000-R	3/4"	1"	4:1	2,000 / 2,712	25" / 635.0



TORQUE SCREWDRIVERS

- Accuracy exceeds ISO 6789 specified performance of +/-6%
- Automatically releases upon reaching the specified torque
- Automatically resets to preset torque value
- Supplied with calibration certificate and adjusting hex key

PRODUCT #	DRIVE SIZE	INCREMENTS IN-LBS. / NM	LENGTH IN. / MM	TORQUE RANGE IN-LBS. / NM
TSM16-88	1/4"	4 / 0.45	6-5/8" / 168.2	16-88 / 1.8-9.94
TSM4-22	1/4"	1 / 0.11	5-25/32" / 146.8	4-22 / 0.45-2.49



TW-ANGLE DIGITAL MAGNETIC ANGLE METER

- +/-2° (rotating 90° at speed of 30°/sec) for angle accuracy
- Buzzer and LED indicator for the nine pre-settable target torques or angles
- Auto Sleep after about two minutes idle
- ASME B107.28


TM281 TORQUE ANGLE METER

- For all torque-to-yield fastener applications
- Commonly used for tightening head bolts and other bolts where a torque angle is required
- Use with 1/2" drive



BOX END TORQUE ADAPTER SETS

- 2" Center-to-center



SXBM102H

PRODUCT #	SIZE IN. / MM	OVERALL LENGTH IN. / MM	SET
SXB92H	9-PC. 3/8" Drive SAE Box End Torque Adapter Set		
SXBM102H	10-PC. 3/8" Drive Metric Box End Torque Adapter		
SAE	XB82A	1/4"	2-9/16" / 65.1
	XB102A	5/16"	2-19/32" / 65.9
	XB122A	3/8"	2-11/16" / 68.3
	XB142A	7/16"	2-3/4" / 69.9
	XB162A	1/2"	2-25/32" / 70.6
	XB182A	9/16"	2-27/32" / 72.2
	XB202A	5/8"	2-7/8" / 73
	XB222A	11/16"	2-29/32" / 73.8
	XB242A	3/4"	2-31/32" / 75.4
	XB262A	13/16"	3" / 76.2
XB282A	7/8"	3-1/16" / 77.8	
MM	XB210MMR	10	2-5/8" / 66.7
	XB211MMR	11	2-5/8" / 66.7
	XB212MMR	12	2-3/4" / 69.9
	XB213MMR	13	2-3/4" / 69.9
	XB214MMR	14	2-3/4" / 69.9
	XB215MMR	15	2-3/4" / 69.9
	XB216MMR	16	2-3/4" / 69.9
	XB217MMR	17	2-7/8" / 73
	XB218MMR	18	2-7/8" / 73
	XB219MMR	19	2-7/8" / 73

X4 is a trademark of TECHNOLOGIC POWER TOOLS TECHNOLOGY LIMITED



SECTION

6

HAND TOOLS





SUB-CATEGORIES:

214

PLIERS

299

PRY BARS

248

SCREWDRIVERS

302

HAMMERS

268

HEX AND TORX® KEYS

307

EXTRACTORS

278

CUTTING AND SCRAPING

312

TAPS AND DIES

288

KNIVES

318

RETHREADERS

294


PUNCHES AND CHISELS

PLIERS


CST PLIERS




PS5SCST



PS3AJCST



PS4LNCST



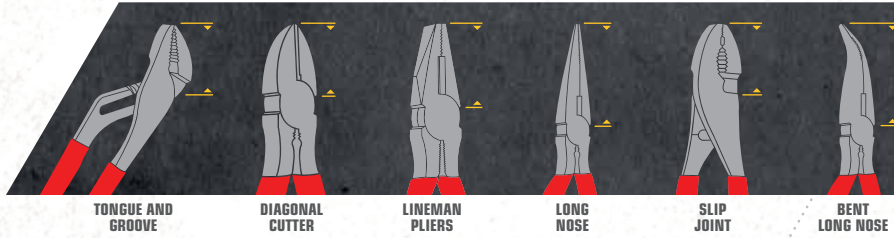
CARBON STEEL TECHNOLOGY:

- **PIPE JAW DESIGN** Provides wide range of gripping applications
- **VARNISH FINISH** Heat treated varnish finish to protect the exposed metal
- **OFFSET PIVOT** Reduces force required to cut and maximizes gripping power
- **PVC GRIPS** Increased comfort and superior grip allows for easy cleaning
- **61/63 HRC CUTTING EDGES** Able to cut all types of wire from soft through piano wire (Fe 200 kg/mm²)
- **INDUSTRIAL STANDARDS** ASME / NF ISO / ISO / DIN ISO

PRODUCT #	DESCRIPTION	OVERALL LENGTH IN. / MM	JAW LENGTH IN. / MM	CUTTING ABILITY/ CAPACITY	SET
PS5CST	5-PC. C.S.T. Combination Pliers Set				
PS5SCST	5-PC. C.S.T. Small Combination Pliers Set				
PS4LNCST	4-PC. C.S.T. Long Nose Pliers Set				
PS3AJCST	3-PC. C.S.T. Adjustable Joint Pliers Set				
PS2DCCST	2-PC. C.S.T. Diagonal Cutting Pliers Set				
PS2FCCST	2-PC. C.S.T. Flush Cutting Pliers Set				
P7SJCST	C.S.T. Slip-Joint Pliers	6-15/16" / 176	1-7/16" / 36	-	•
P8SJCST	C.S.T. Slip-Joint Pliers	8-3/8" / 213	1-5/8" / 41	-	•
P6LNCST	C.S.T. Long-Nose Pliers with Cutter	6-7/16" / 164	1-15/16" / 50	Yes	• •
P8LNCST	C.S.T. Long-Nose Pliers with Cutter	7-7/8" / 200	2-15/16" / 75	Yes	• •
P6BNCST	C.S.T. Bent Long-Nose Pliers with Cutter	6-7/16" / 164	1-15/16" / 50	Yes	• •
P8BNCST	C.S.T. Bent Long-Nose Pliers with Cutter	7-11/16" / 195	2-3/4" / 71	Yes	• •
P6FLNCST	C.S.T. Flat Long-Nose Pliers	6-7/16" / 164	1-15/16" / 50	-	
P8FLNCST	C.S.T. Flat Long-Nose Pliers	7-13/16" / 198	2-15/16" / 75	-	
P7AJCST	C.S.T. Adjustable Joint Pliers	7-1/8" / 181	1" / 25	-	• •
P10AJCST	C.S.T. Adjustable Joint Pliers	9-5/16" / 237	1-3/8" / 35	-	• •
P12AJCST	C.S.T. Adjustable Joint Pliers	12-1/2" / 318	1-13/16" / 46	-	•
P5.5DCCST	C.S.T. Diagonal Cutting Pliers	5-1/2" / 139	5/8" / 16	Yes	
P6DCCST	C.S.T. Diagonal Cutting Pliers	6-5/16" / 161	11/16" / 18	Yes	• •
P7DCCST	C.S.T. Diagonal Cutting Pliers	7-1/8" / 181	13/16" / 20	Yes	• •
P8DCCST	C.S.T. Diagonal Cutting Pliers	7-7/8" / 200	7/8" / 22	Yes	
P6FCCST	C.S.T. Flush Cutting Diagonal Cutting Pliers	5-1/2" / 140	5/8" / 16	Yes	•
P7FCCST	C.S.T. Flush Cutting Diagonal Cutting Pliers	7-1/16" / 180	3/4" / 19	Yes	•
P8LMCST	C.S.T. Linesman's Pliers	8-1/16" / 205	1-11/16" / 43	Yes	
P10WRCST	C.S.T. Pliers Wrench	10-1/4" / 260	1-5/16" / 33	-	

PLIERS

COMBINATION SETS



JAW LENGTH

The distance from the tip of the tool to the pivot point



PS56A 5-PC. 6" PLIERS WITH 8" TONGUE AND GROOVE

- Made of high-alloy carbon steel
- Drop-forged and heat-treated for strength and durability
- Steel surface polished and polymer-coated for corrosion resistance
- Plastisol-dipped handles for comfort grip

PS58A 5-PC. 8" PLIERS WITH 12" TONGUE AND GROOVE

PRODUCT #	DESCRIPTION	OVERALL LENGTH IN. / MM	JAW LENGTH IN. / MM	MAX JAW CAPACITY IN. / MM	ADJUSTMENT POSITIONS	CUTTING ABILITY/ CAPACITY	SET
PS56A(R,G,O)	5-PC. 6" Pliers with 8" Tongue and Groove						
P6SGA(R,G,O)	Slip-Joint Pliers	6-3/4" / 171.45	1-1/2" / 38.10	2-1/2" / 63.50	2	Yes	•
P8TGA(R,G,O)	Tongue and Groove Pliers	8-1/16" / 204.79	1-1/8" / 28.58	1" / 25.40	4	-	•
P6DCA(R,G,O)	Diagonal Cutter	6-1/4" / 158.75	2" / 50.80	1-5/8" / 41.28	-	Yes	•
P6LNCA(R,G,O)	Long Nose Pliers with Cutter	6-1/16" / 153.99	2" / 50.80	1-3/8" / 34.93	-	Yes	•
P6LBNCA(R,G,O)	Bent Nose Long Nose Pliers with Cutter	6-1/4" / 158.75	3/4" / 19.05	3/8" / 9.53	-	Yes	•
PS58A(R,G,O)	5-PC. 8" Pliers with 12" Tongue and Groove						
P12TGA(R,G,O)	Tongue and Groove Pliers	12" / 304.80	1-1/2" / 38.10	2" / 50.80	6	-	•
P8LMA(R,G,O)	Linesman Pliers	8" / 203.20	5/16" / 7.94	1-1/2" / 38.10	-	YES	•
P8LNA(R,G,O)	Long Nose Pliers	8" / 203.20	5/32" / 3.99	2-1/4" / 57.15	-	YES	•
P8SGA(R,G,O)	Slip-Joint Pliers	8-1/4" / 209.55	3/8" / 9.53	3-1/2" / 88.90	2	YES	•
P75CDCA(R,G,O)	Bent Nose Cutter	7-3/4" / 196.85	1" / 25.40	1-1/2" / 28.58	-	YES	•





P3UNIV
3-PC. UNIVERSAL PLIER SET

- All jaws and cutting edges are heat-treated to provide consistent performance
- Forged alloy steel with brushed finish delivers durability
- Non-brushed surfaces are coated to prevent rusting
- Pliers exceed ANSI and ASME standards



PS38A
3-PC. ANGLED PLIER SET

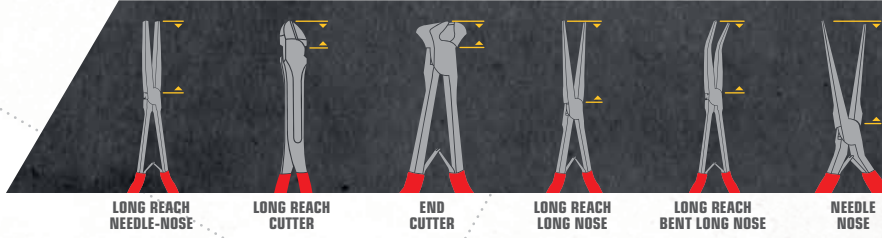
- Angled tool body allows user to minimize wrist fatigue
- Unique three-piece configuration covers a maximum plier usage range: gripping, cutting, shearing, and twisting

PRODUCT #	DESCRIPTION	OVERALL LENGTH IN. / MM	JAW LENGTH IN. / MM	MAX JAW CAPACITY IN. / MM	ADJUSTMENT POSITIONS	CUTTING ABILITY/ CAPACITY	SET
P3UNIV	3-PC. Universal Pliers Set						
P10C	Cobra Pliers	9-7/8" / 250.0	-	2" / 50.8	25	-	•
P20	High-Leverage Diagonal Cutter	7-1/4" / 180.0	13/16" / 20.4	-	-	3/32"	•
P13	Needle-Nose Pliers with Cutter	8" / 203.2	3" / 75.8	-	-	Yes	•
PS38A	3-PC. Angled Pliers Set						
P7AD	Angled Diagonal Cutting Pliers	7" / 177.80	1-1/8" / 28.58	1-1/4" / 31.75	-	Yes	•
P8ALN	Angled Long-Nose Pliers	8" / 203.20	2-3/8" / 60.33	1-7/16" / 36.51	-	Yes	•
P8AC	Angled Combination Pliers	8" / 203.20	1-7/8" / 47.63	3/8" / 9.53	-	Yes	•



PLIERS

MINI PLIER SETS



JAW LENGTH

The distance from the tip of the tool to the pivot point



PS10MA

10-PC. MINI PLIER SET

- Made of high-alloy carbon steel
- Drop-forged and heat-treated for strength and durability
- Steel surface polished and polymer coated for corrosion resistance
- Plastisol-dipped handles for comfort grip

PRODUCT #	DESCRIPTION	OVERALL LENGTH IN. / MM	JAW LENGTH IN. / MM	MAX JAW CAPACITY IN. / MM	CUTTING ABILITY/ CAPACITY	SET
PS10MA	10-PC. Mini Pliers Set					
PMLBNA	Mini Bent Long Nose Pliers	4-7/8" / 123.83	1-1/8" / 28.58	5/8" / 15.88	-	•
PMLNCA	Mini Long Nose Pliers with Cutter	4-7/8" / 123.83	1-1/8" / 28.58	5/8" / 15.88	Yes	•
PMDCA	Mini Diagonal Pliers	4-3/16" / 106.36	5/8" / 15.88	1/2" / 12.70	Yes	•
PMECA	Mini End Cutter	4-1/16" / 103.19	1/4" / 6.35	3/8" / 9.53	Yes	•
PMNNA	Mini Needle-Nose Pliers	6" / 152.40	2-1/8" / 53.98	1-3/8" / 34.93	-	•
PMLRBNA	Mini Long Reach 22° Bent Nose Pliers	7" / 177.80	2" / 50.80	1-1/8" / 28.58	-	•
PMLRNNA	Mini Long Reach Needle-Nose Pliers	7-1/4" / 184.15	2-1/8" / 53.98	1-3/8" / 34.93	-	•
PMLRDCA	Mini Long Reach Diagonal Cutter	5-3/4" / 146.05	5/8" / 15.88	1/2" / 12.70	Yes	•
PMLRECA	Mini Long Reach End Cutter	5-1/2" / 139.70	1/4" / 6.35	3/8" / 9.53	Yes	•
PMLRNCA	Mini Long Reach Long Nose Cutter	6-3/16" / 157.16	1-1/4" / 31.75	5/8" / 15.88	Yes	•





SP3COB
3-PC. KNIPEX® COBRA PLIER SET

- Push-button setting adjustment
- Functions as locking pliers, pump pliers, pipe wrench, and adjustable wrench
- Self-gripping jaws
- Provides perfect fit on round, square, and hex-shaped workpieces



KNIPEX is a registered trademark of KNIPEX-WERK C. GUSTAV PUTSCH KG

PRODUCT #	DESCRIPTION	OVERALL LENGTH IN. / MM	MAX JAW CAPACITY IN. / MM	ADJUSTMENT POSITIONS	SET
SP3COB	3-PC. Knipex® Cobra Pliers Set				
P5C	Cobra Self-Gripping Pliers 5"	5" / 125	1" / 27	13	
P6C	Cobra Self-Gripping Pliers 6"	6" / 150	1-1/4" / 32.0	11	
P7C	Cobra Self-Gripping Pliers 7"	7-1/8" / 180	1-1/2" / 42	18	•
P10C	Cobra Self-Gripping Pliers 10"	9-7/8" / 250	2" / 50	25	•
P10CES	Cobra Extra-Slim Self-Gripping Pliers 10"	9-7/8" / 250	1-1/4" / 32	19	
P12C	Cobra Self-Gripping Pliers 12"	12" / 300	2-3/4" / 70	30	•
P16C	Cobra Self-Gripping Pliers 16"	15-3/4" / 400	3-1/2" / 90	27	
P22C	Cobra Self-Gripping Pliers 22"	22" / 560	4-1/2" / 115	30	



PLIERS

ADJUSTABLE JOINT



ALLIGATOR PLIERS

- Self-gripping jaws with safety stop
- Thin profile with box joint design ensures positive non-slip holding
- One-hand downward pressure on top handle

CP45 10" CANNON PLUG PLIERS

- Forged steel construction
- Four-position slip-joint pivot
- Soft jaw pads are easily replaceable
- Ideal for Cannon Plugs, AN connectors, chrome motorcycle components and other sensitive surfaces



PLIER WRENCHES

- For gripping, holding, pressing, and bending workpieces; also for the careful installation of finished-surface fittings
- Fast adjustment at the touch of a button with the tool on the workpiece
- Parallel, smooth jaws with 10:1 lever ratio for strong gripping
- Box joint design ensures non-slip holding

PRODUCT #	DESCRIPTION	OVERALL LENGTH IN. / MM	MAX JAW CAPACITY IN. / MM	ADJUSTMENT POSITIONS
P10C	10" Alligator Pliers	9-7/8" / 250.8	2" / 50.8	9
P5WR	5" Plier Wrenches	5" / 125	7/8" / 23	11
P7WR	7" Plier Wrenches	7-1/4" / 180	1-3/8" / 35	13
P10WR	10" Plier Wrenches	10" / 250	1-3/4" / 46	17
P12WR	12" Plier Wrenches	12" / 300	2-3/8" / 60	22
CP45	10" Cannon Plug Pliers	10-3/16" / 254	2-1/2" / 63.5	4

KNIPEX is a registered trademark of KNIPEXWERK C. GUSTAV-PUTSCH KG



GREAT TO WORK WITH™



The tools on this page have been **PROUDLY MADE IN THE USA** with global components.

06
HAND TOOLS



PS4SJ
4-PC. SLIP-JOINT PLIERS SET

- Parallel jaw opening for bigger jobs
- Designed with undercut channels and reinforced ribs for gripping power
- Undercut tongue and groove design won't slip
- Right-angle, laser heat-treated teeth grip better and last longer
- Reinforcing edge minimizes stress breakage
- High-carbon C1080 steel for superior performance on the job and specially coated for ultimate rust prevention

PRODUCT #	DESCRIPTION	OVERALL LENGTH IN. / MM	JAW LENGTH IN. / MM	MAX JAW CAPACITY IN. / MM	ADJUSTMENT POSITIONS	SET
PS4SJ	4-PC. Slip-Joint Pliers Set					
M424G	Mighty Midget Pliers	4-1/2" / 114.3	1/3" / 8	1/2" / 12.7	3	•
M426G	Slip-Joint Tongue and Groove Pliers	6-1/2" / 165.1	13/16" / 21	7/8" / 22.2	5	•
M420G	Multi-Purpose Pliers	9-1/2" / 241.3	1-1/8" / 28	1-1/2" / 38.1	5	•
M430G	Big Champ Pliers	10" / 254	1-3/8" / 35	2" / 50.8	7	•
M440G	Big Champ Pliers	12" / 304.8	1-1/2" / 38	2-1/4" / 57.2	7	•
M460G	Big Champ Pliers	16" / 406.4	2-9/16" / 65	4-1/2" / 114.3	8	•



PLIERS

PIPE AND SLIP-JOINT



8330015

S-HEAD, SWEDISH PATTERN PIPE WRENCHES

- Self-gripping, three contact point jaw (S-shaped) securely grips hex, square, or round workpieces without slipping

8310015

90° HEAD SWEDISH PATTERN WRENCHES

- Swedish pattern design is fast to adjust and easy to use
- I-Beam handle style provides greater strength and operating stability than a traditional pipe wrench style
- Offset multi-directional jaw teeth provide an excellent grip
- Serrated adjusting nut with integrated guard prevents unthreading
- Forged from oil-hardened, chrome vanadium electric steel for greater strength and longer tool life



M410G
M414G



M442G

PRODUCT #	DESCRIPTION	OVERALL LENGTH IN. / MM	MAX JAW CAPACITY IN. / MM	ADJUSTMENT POSITIONS
8330015	S-Head Swedish Pattern Pipe Wrench	16-1/2" / 419.1	2-3/8" / 60.3	
8330010	S-Head Swedish Pattern Pipe Wrench	12-5/8" / 320.7	1-5/8" / 41.3	
8310015	90° Head Swedish Pattern Wrench	16-1/2" / 419.1	2-3/8" / 60.3	
8310010	90° Head Swedish Pattern Wrench	12-1/2" / 311.2	1-5/8" / 41.3	
M442G	12" Curved Jaw Pliers	12" / 304.8	2-1/4" / 57.2	7
M410G	9-1/2" Self-Gripping Pliers	9-1/2" / 241.3	1-1/8" / 28.6	4
M414G	14" Self-Gripping Pliers	14" / 355.6	2" / 50.8	4
P3G	5-1/2" Ignition Pliers	5" / 127	1/2" / 12.7	3
P7G	6-3/4" Angle-Nose Slip-Joint Pliers	6-3/4" / 171.45	3/4" / 19.05	3
P9G	10" Angle-Nose Slip-Joint Pliers	10 / 254	2-1/8" / 53.98	7

KNIPEX is a registered trademark of KNIPEX-WERK C. GUSTAV PUTSCH KG





The tools on this page have been **PROUDLY MADE IN THE USA** with global components.



PS3
3-PC. SLIP-JOINT PLIERS SET

- Equipped with wire cutters
- Slip-joint plier allows quick adjustments to securely grip objects ranging in thickness
- Drop forged for added strength and durability
- Plastic-dipped handle for increased grip and chemical resistance

P11HD-B
BENT NOSE LONG-REACH HEAVY-DUTY PLIERS - 11"

P11HD-S
STRAIGHT NOSE LONG-REACH HEAVY-DUTY PLIERS - 11"

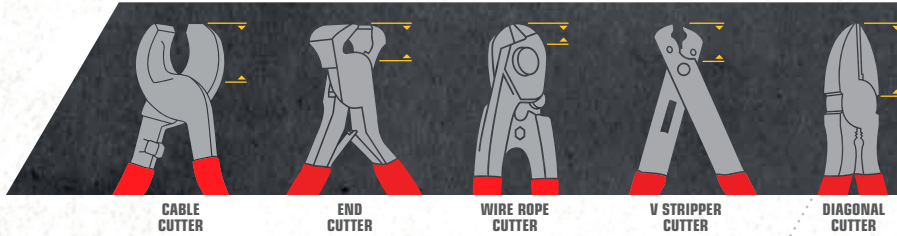
- Heavy-duty plate steel body
- 2" Serrated jaw with heavy-duty cutting shear
- Dual position slip-joint
- Heavy-duty cutting shear
- 60% More needle-nose steel

PRODUCT #	DESCRIPTION	OVERALL LENGTH IN. / MM	JAW LENGTH IN. / MM	ADJUSTMENT POSITIONS	CUTTING ABILITY/ CAPACITY	SET
PS3	3-PC. Slip-Joint Pliers Set					
G24A	Slip-Joint Pliers	4" / 101.6	1/2" / 12.7	2	Yes	
P26A	Slip-Joint Pliers	6-1/2" / 165.1	1-5/32" / 29.5	2	Yes	•
P28A	Slip-Joint Pliers	8" / 203.2	1-13/32" / 35.7	2	Yes	•
P30AR	Slip-Joint Pliers	10" / 254.0	1-7/16" / 36.6	2	Yes	•
M526G	Slip-Joint Pliers	6-1/2" / 165.0	1" / 25.4	2	Yes	
P11HD-S	Straight Nose Long Reach Heavy-Duty Pliers	11" / 279.4	2" / 50.8	2	Yes	
P11HD-B	Bent Nose Long Reach Heavy-Duty Pliers	11" / 279.4	2" / 50.8	2	Yes	



PLIERS

CUTTING PLIERS



JAW LENGTH

The distance from the tip of the tool to the pivot point



M911G



9561190



TCT101E



P2810KN



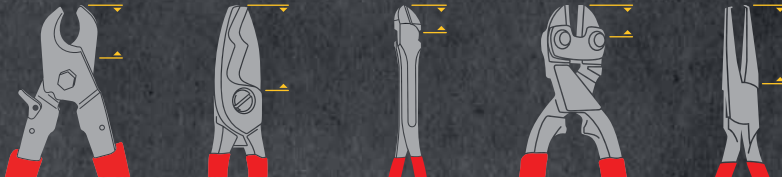
P2FCS



P2010HILEVS

PRODUCT #	DESCRIPTION	OVERALL LENGTH IN. / MM	JAW LENGTH IN. / MM	CUTTING CAPACITY/ CAPABILITY	SETS
P2810KN	2-PC. Knipex High Leverage Cutter Set				
P2FCS	2-PC. Flush Cutter Set				
P2010HILEVS	2-PC. Straight Diagonal Cutter Set				
M911G	Cable Cutters	9-1/2" / 241	1.4" / 35.6	13/16"	
P5FDP	Flush Cut Diagonal Pliers - Plastic	5" / 127	13/16" / 21	7/16"	
9561190	Wire Rope Cutter	7-1/2" / 190	9/32" / 7.5	1/4"	
P10HILEV	High Leverage Diagonal Cutter	10" / 250			•
P20	High Leverage Diagonal Cutting Nipper	7-1/4" / 180	13/16" / 20.4	3/32"	•
P208	High Leverage Diagonal Cutter	8" / 203.2			•
P210KN	Bent High Leverage Diagonal Cutter	10" / 250	31/32" / 24.6	1/8"	•
TCT101E	"V" Stripper/Cutter with Lock Spring	5" / 125	3/4" / 17	1/4"	
P512FC	Flush Cut Pliers	5-1/2" / 139.7	5/8" / 15.9	-	•
P7FC	Flush Cut Pliers	7" / 175	1" / 25.4	-	•





WIRE ROPE CUTTER

DOUBLE JAW CABLE SHEAR

LONG DIAGONAL CUTTER

COMPOUND LEVERAGE CENTER CUTTER

LONG REACH END CUTTER



BCC796



P8DJ



P11LRDCA



P8LAC



M748G



P10HILEV



P19



P20TF



PRODUCT #	DESCRIPTION	OVERALL LENGTH IN. / MM	JAW LENGTH IN. / MM	CUTTING CAPACITY/ CAPABILITY
BCC796	Battery Cable Cutters	6" / 150	2" / 50.8	2/0"
P8DJ	Double Jaw Cable Shear	8" / 200	1-5/8" / 43	3/4"
P11LRDCA	30° Offset Diagonal Cutter	11" / 279.4	27/32" / 21.4	5/16"
P8LAC	8" Lever Action Cutter	8" / 200	21/32" / 16.9	3/16"
M748G	Long Reach End Cutter	8" / 200	1-9/16" / 40	3/32"
P10HILEV	High Leverage Straight Cutter	10" / 250	15/16" / 23	1/8"
P19	Compound Leverage Action Center Cutter	8" / 200	21/32" / 16.9	3/16"
P21	High Leverage Center Cutter	10" / 250	3/4" / 18.8	5/32"
M447G	Curved Diagonal Cutting Pliers	7-3/4" / 195	1.02" / 26	9/16"
P208	High Leverage Bent Diagonal Cutter	8" / 200	7/8" / 21	3/32"
P20TF	Twinforce Diagonal Cutter	7-1/4" / 180	25/32" / 20	1/8"
M449G	9-1/2" Curved Diagonal Pliers	9-1/2" / 242.32	1.02" / 25.91	1/2"
M728G	Long Reach, Diagonal Cutter	7-1/2" / 190	0.91" / 23.1	21/32"
M348G	8-1/2" Round Nose Lineman's Pliers	8-1/2" / 215.9		0.091/Hard Wire, 0.162/Soft Wire



PLIERS

TIN SNIPS



The tools on this page have been **PROUDLY MADE IN THE USA** with global components.



TIN SNIPS

- Cuts up to 18-gauge cold rolled sheet steel
- Serrated blades
- Plastic-grip handles

PRODUCT #	CUTTING DIRECTION	CUTTING EDGE LENGTH IN. / MM
TS1	Right (Green)	1-3/8" / 34.9
TS2	Left (Red)	1-3/8" / 34.9
TS3	Straight (Yellow)	1-1/2" / 38.1



TS6716AS DEEP SERRATED LONG-CUT AVIATION SNIP

- Cuts straight 3" length
- Wide blade opening and six deep serrations per inch to bottom blade for secure grip of soft materials such as rubber, plastic hose, etc.
- Forged high-carbon alloy steel blades
- Pinch-point wire cutters
- Comfortable power-grip handles

Not recommended for sheet metal

NEEDLE-NOSE PLIERS



NEEDLE-NOSE PLIERS

- High-quality long nose pliers were designed to work in tight spaces with a reliable grip and narrow nose profile for extra precision

PRODUCT #	DESCRIPTION	OVERALL LENGTH IN. / MM	JAW LENGTH IN. / MM	CUTTING ABILITY/ CAPACITY	SET
P1318S	2-PC. Long-Nose Pliers Set with Cutter				
P13	Needle-Nose Pliers with Cutter	8" / 203.2	3" / 75.8	•	•
P14	Mechanic's Cranked Nose Pliers	8" / 203.2	2-7/8" / 73		
P22	70° Bent Nose Pliers	8" / 203.2	3" / 77	•	
P18	Bent Long Nose Pliers with Cutter	8" / 203.2	3" / 76	•	•
M718G	Long Reach, Flat Nose Pliers	8" / 203.2	1-11/32" / 34.5		
P8LNCST	Long Nose Pliers with Cutter	7-3/4" / 197	2-7/8" / 73	•	
P6LNCST	Long Nose Pliers with Cutter	6-3/8" / 162	1-15/16" / 49	•	
P6BNCST	Bent Long Nose Pliers with Cutter	6-3/16" / 157	1-3/4" / 44	•	



PLIERS

NEEDLE-NOSE AND LONG REACH PLIERS




PPN3S
3-PC. PISTOL GRIP
NEEDLE-NOSE PLIERS SET

- All jaws and cutting edges are heat-treated to provide consistent performance
- Forged alloy steel with polished finish delivers durability
- Steel surface polished and polymer coated for corrosion resistance
- Dipped, chemical-resistant handles provide added comfort and grip
- All pliers exceed ANSI and ASME standards
- Pistol-grip design provides more powerful grip with less effort



PPS311LR
3-PC. PISTOL GRIP
LONG REACH PLIERS

- Pistol-grip style handles allow user to orient the pliers in multiple directions with minimal wrist bending
- Drop-forged high carbon steel plus heat treatment maximizes tools strength and durability



SP162
PYTHON LONG REACH PLIERS

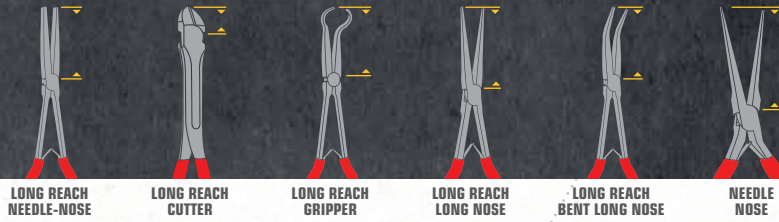
- Straight nose or bent; 2-1/2" serration, wide grip range, full-polish professional finish, non-slip "Super Grip" handle
- Dual position grip

PRODUCT #	DESCRIPTION	OVERALL LENGTH IN. / MM	JAW LENGTH IN. / MM	CUTTING ABILITY/ CAPACITY	SET
PPN3S	3-PC. Pistol Grip Needle-Nose Pliers Set				
PPS311LR	3-PC. Pistol Grip Needle-Nose Pliers Set				
SP162	2-PC. 16" Python Long Reach Needle-Nose Pliers Set				
P114SET	3-PC. Python Long Reach Needle-Nose Pliers Set				
PPN6	Pistol Grip Needle-Nose Pliers	6" / 152.4	2-7/8" / 60	Yes	•
PPN8	Pistol Grip Needle-Nose Pliers	8" / 203.2	1-27/32" / 47.2	Yes	•
PPN9	Pistol Grip Needle-Nose Pliers	9" / 228.6	2-7/16" / 61.8	Yes	•
PPLR11LN	Pistol Grip Long Reach Long Nose	10-1/2" / 266.70	3" / 76.20		•
PPLR11DB	Pistol Grip Long Reach Duckbill	10-1/2" / 266.70	3" / 76.20		•
PPLR11BN	Pistol Grip Long Reach Bent Nose	10-1/2" / 266.70	3" / 76.20		•
P162S	Python Long Reach Straight Needle-Nose	16" / 406.4	2-3/4" / 70		•
P162BN	Python Long Reach Bent Needle-Nose	16" / 406.4	2-5/8" / 67		•
P114S	Python Long Reach Straight Nose	11-1/2" / 292.1	2-1/2" / 63.5		•
P114BN	Python Long Reach 45° Bent Nose	11-1/2" / 292.1	2-1/2" / 63.5		•
P114BN90	Python Long Reach 90° Bent Nose	11-1/2" / 292.1	2-1/2" / 63.5		•



JAW LENGTH

The distance from the tip of the tool to the pivot point



7-PC. 11" LONG REACH PLIERS

- Made of high-alloy carbon steel
- Drop-forged and heat-treated for strength and durability
- Steel surface, polished and polymer coated for corrosion resistance
- Plastisol-dipped handles for comfort grip

PRODUCT #	DESCRIPTION	OVERALL LENGTH IN. / MM	JAW LENGTH IN. / MM	MAX JAW CAPACITY IN. / MM	CUTTING ABILITY/ CAPACITY	SET
PS711LRA	7-PC. 11" Long Reach Pliers Set					
P11LRBNA	Long Reach 45° Bent Nose Pliers	11" / 279.40	3-1/8" / 79.38	2-1/4" / 57.15	Yes	•
P11LRDBA	Long Reach Duckbill Pliers	10-3/4" / 273.05	3" / 76.20	2" / 50.80	-	•
P11LRDCA	Diagonal Cutter	11" / 279.40	3-1/8" / 79.38	3" / 76.20	-	•
P11LRGLA	Long Reach Gripper - Large	11" / 279.40	3" / 76.20	2-1/8" / 53.98	-	•
P11LRGMA	Long Reach Gripper - Medium	10-3/4" / 273.05	2-7/8" / 73.03	1-5/8" / 41.28	-	•
P11LRGSA	Long Reach Gripper - Small	10-1/2" / 266.70	2-3/4" / 69.85	1-1/2" / 38.10	-	•
P11LRNCA	Long Nose Pliers with Cutter	11" / 279.40	1" / 25.40	5/8" / 15.88	Yes	•



PLIERS

DOUBLE-JOINT LONG REACH PLIERS

- Double-joint long-reach design allows for minimal handle opening to access into deep and narrow spaces
- Drop-forged high-carbon steel plus heat treatment maintains tool strength and durability
- All Pliers exceed ANSI and ASME standards

PPS313DJ
3-PC. DOUBLE-JOINT
PISTOL GRIP LONG
REACH PLIERS

PS313DJ
3-PC. DOUBLE-JOINT
LONG REACH PLIERS

PS313DJG
3-PC. DOUBLE-JOINT
GRIPPING PLIERS

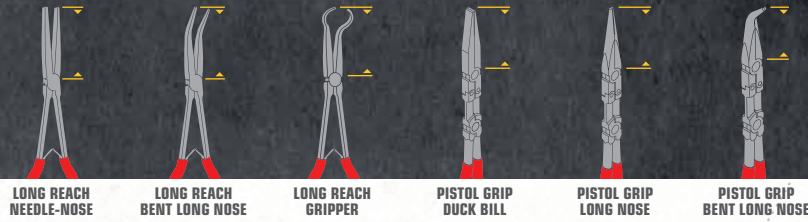
PRODUCT #	DESCRIPTION	OVERALL LENGTH IN. / MM	JAW LENGTH IN. / MM	MAX JAW CAPACITY IN. / MM	SET
PS313DJ	3-PC. Double-Joint Long Reach Pliers				
PPS313DJ	3-PC. Double-Joint Pistol Grip Long Reach Pliers				
PS313DJG	3-PC. Double-Joint Gripping Pliers Set				
P13DJLN	Double-Joint Long Reach Long Nose	13" / 330.20	3" / 76.20	1-7/8" / 47.63	•
P13DJBN	Double-Joint Long Reach Bent Nose	13" / 330.20	3" / 76.20	1-7/8" / 47.63	•
P13DJDB	Double-Joint Long Reach Duckbill	13" / 330.20	3" / 76.20	1-7/8" / 47.63	•
PP13DJLN	Double-Joint Pistol Grip Long Reach Long Nose	13" / 330.20	3" / 76.20	1-7/8" / 47.63	•
PP13DJBN	Double-Joint Pistol Grip Long Reach Bent Nose	13" / 330.20	3" / 76.20	1-7/8" / 47.63	•
PP13DJDB	Double-Joint Pistol Grip Long Reach Duckbill	13" / 330.20	3" / 76.20	1-7/8" / 47.63	•
P13DJS6	Double-Joint Grip Gripping Small (1/4")	13" / 330.20	2-7/8" / 73.03	1-7/8" / 47.63	•
P13DJM6	Double-Joint Grip Gripping Medium (1/2")	13" / 330.20	2-3/4" / 69.85	1-7/8" / 47.63	•
P13DJL6	Double-Joint Grip Gripping Large (3/4")	13" / 330.20	2-1/2" / 63.50	1-7/8" / 47.63	•




LONG REACH GRIPPING PLIERS

JAW LENGTH

The distance from the tip of the tool to the pivot point



- Perfectly matched tips with diamond cut serration
- Full-polish professional finish
- "Super Grip" handle
- 70° Bend



SP114
3-PC. 11" PYTHON
LONG REACH
GRIPPER SET

SP161G
3-PC. 16" PYTHON
LONG REACH
GRIPPER SET

PRODUCT #	DESCRIPTION	OVERALL LENGTH IN. / MM	JAW LENGTH IN. / MM	MAX JAW CAPACITY IN. / MM	SET
SP114	3-PC. 11" Python Long Reach Gripper Set in Pouch				
SP161G	3-PC. 16" Python Long Reach Pliers Set				
P114XSG	Python Long Reach Gripper X-Small (1/4")	11" / 279.4	2-1/2" / 63.5	1.88 / 47.6	
P114SG	Python Long Reach Gripper Small (5/16")	11" / 279.4	2-1/4" / 55.0	1.88 / 47.6	•
P114MG	Python Long Reach Gripper Medium (1/2")	11" / 279.4	2-1/4" / 55.0	1.88 / 47.6	•
P114LG	Python Long Reach Gripper Large (3/4")	11" / 279.4	2-1/4" / 55.0	1.88 / 47.6	•
P161SG	Python Long Reach Pliers Small (5/16")	16" / 406.4	2-1/4" / 55.0	1.88 / 47.6	•
P161MG	Python Long Reach Pliers Medium (1/2")	16" / 406.4	2-1/4" / 55.0	1.88 / 47.6	•
P161LG	Python Long Reach Pliers Large (3/4")	16" / 406.4	2-1/4" / 55.0	1.88 / 47.6	•



PLIERS

"FAST RELEASE" LOCKING PLIERS

- 20% Reduced Hand Span helps provide more control
- 2X Faster Release Mechanism with One-handed triggerless release easier to open vs traditional pliers
- Hex Key Adjustment Screw: tightens to adjust pressure on workpiece
- Heat-Treated Alloy Steel



MLPFR10R
10" STRAIGHT JAW
LOCKING PLIERS



MLPFR10CR
10" CURVED JAW
LOCKING PLIERS
WITH 3X GRIPPING POWER

- Self-Energizing lower jaw provides 3X more gripping than traditional locking pliers, minimizing slipping/stripping


MLPFR10WR
10" CURVED JAW
LOCKING PLIERS
WITH WIRE CUTTER



PRODUCT #	DESCRIPTION	OVERALL LENGTH IN. / MM	JAW LENGTH IN. / MM	CUTTING CAPABILITY/ CAPACITY	THROAT DEPTH IN. / MM	THROAT HEIGHT IN. / MM
MLPFR10R	Straight Jaw	8-7/8" / 225	1-3/16" / 31	-	-	-
MLPFR10CR	Curved Jaw with 3x Gripping Power	8-7/8" / 225	1-1/2" / 38	-	-	-
MLPFR10WR	Curved Jaw with Wire Cutter	8-7/8" / 225	1-3/8" / 35	Yes	-	-



- 20% Reduced Hand Span helps provide more control
- 2X Faster Release Mechanism with One-handed triggerless release easier to open vs traditional pliers
- Hex Key Adjustment Screw: tightens to adjust pressure on workpiece
- Heat-Treated Alloy Steel



MLPFR11R
11" C-CLAMP
LOCKING PLIERS


MLPFR11SP
11" C-CLAMP
LOCKING PLIERS
WITH SWIVEL PADS

PRODUCT #	DESCRIPTION	OVERALL LENGTH IN. / MM	JAW LENGTH IN. / MM	CUTTING CAPABILITY/ CAPACITY	THROAT DEPTH IN. / MM	THROAT HEIGHT IN. / MM
MLPFR11R	C-Clamp	10-3/4" / 273	-	-	2-7/8" / 74	3-13/16" / 97
MLPFR11SP	C-Clamp with Swivel Pads	11-1/8" / 282	-	-	2-9/16" / 65	3-13/16" / 97



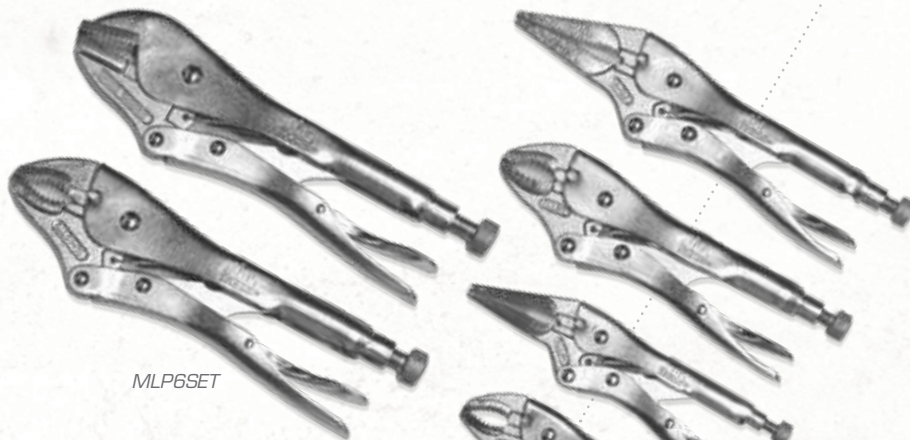
PLIERS

LOCKING PLIERS



PRODUCT #	DESCRIPTION	OVERALL LENGTH IN. / MM	JAW LENGTH IN. / MM	CUTTING CAPABILITY/ CAPACITY	THROAT DEPTH IN. / MM	THROAT HEIGHT IN. / MM
MLP7SJ	Straight Jaw	7" / 177.8	1-1/8" / 28.5			
MLP10SJ	Straight Jaw	10" / 254	1-3/8" / 34.0			
MLP5CJ	Curved Jaw with Wire Cutter	5" / 127.0	7/8" / 21.9	Yes		
MLP7CJ	Curved Jaw with Wire Cutter	7" / 177.8	1-3/32" / 28.0	Yes		
MLP10CJ	Curved Jaw with Wire Cutter	10" / 254.0	1-3/8" / 34.0	Yes		
MLP6LN	Long Nose Locking Pliers	6" / 152.4	1-3/4" / 44.5	Yes		
MLP9LN	Long Nose Locking Pliers	9" / 228.6	2-7/32" / 57.0	Yes		
MLP4CCSP	Locking C-Clamps	4" / 101.6			1" / 25.4	1-7/8" / 47.6
MLP6CC	Locking C-Clamps	6" / 152.4			1-3/8" / 34.9	2" / 50.8
MLP11CC	Locking C-Clamps	11" / 279.4			2-1/2" / 63.5	3-3/4" / 95.3
MLP11CCSP	Locking C-Clamps with Swivel Pad	11" / 279.4			2-1/2" / 63.5	3-3/4" / 95.3
MLP8SMC	Sheet Metal Tool	8" / 203.2	1-11/16" / 43.0			
251	Vise-Grip® Locking Panel Clamp	9" / 228.6	2-1/2" / 65.0			
VS67LW	Vise-Grip® Locking Wrench	7" / 177.8	1-3/16" / 30.5	Yes		
27ZR	Vise-Grip® Chain Clamp	9" / 225.0				
MLP9CCSP	Long Reach C-Clamps with Swivel Pad	9" / 228.6			4-3/4" / 121.0	3-1/2" / 88.0
MLP9WC	Welding Clamp	9" / 228.6	2-3/4" / 70.0			
MLP18DCC	Locking C-Clamps	18" / 457.2			9-1/2" / 241.3	4" / 101.6
VS6211ZR	Vise-Grip® Deep Throat Locking C-Clamp	18" / 455.0			9-29/32" / 251	7-3/4" / 199

GREAT TO WORK WITH™



MLP6SET



MLP3SET

MLP3SETCMP

PRODUCT #	DESCRIPTION	OVERALL LENGTH IN. / MM	CUTTING ABILITY/ CAPACITY	SET
MLP6SET	6-PC. Compact Locking Pliers Set			
MLP3SET	3-PC. Curve/Long Locking Pliers Set			
MLP3SETCMP	3-PC. Curve/Long/C-Clamp Locking Pliers Set			
MLP4CCSP	C-Clamp with Swivel Pads	4" / 101.6		•
MLP4LN	Locking Pliers Long Nose with Cutter	4" / 101.6	Yes	•
MLP5CJ	Locking Pliers Curved Jaw with Cutter	5" / 127.0	Yes	• •
MLP6LN	Locking Pliers Long Nose with Cutter	6" / 152.4	Yes	• •
MLP7CJ	Locking Pliers Curved Jaw with Cutter	7" / 177.8	Yes	• •
MLP9LN	Locking Pliers Curved Jaw with Cutter	9" / 228.6	Yes	•
MLP10SJ	Locking Pliers Straight Jaw	10" / 254.0		•
MLP10CJ	Locking Pliers Curved Jaw with Cutter	10" / 254.0	Yes	• •



PLIERS

SNAP RING



PK6 6-PC. CAM LOCK PLIERS SET

- One-second conversion from internal to external
- Spring return
- Air-pocketed and cushioned
- Blow-molded case
- 18° Offset and 90° bent tips in .038", .047", and .070" diameters

EXTERNAL SHAFT
1/4" - 3-1/2"
6.5mm - 89mm

INTERNAL HOUSING
3/8" - 3"
10mm - 76mm

One-Second Conversion From
INTERNAL TO EXTERNAL

PRODUCT #	OVERALL LENGTH IN. / MM	TIP ANGLE	TIP SIZE	SET
PK6	6-PC. Cam Lock Pliers Set			
TPH12	6" / 152.4	18°	0.038"	•
TPH12A	6" / 152.4	90°	0.038"	•
TPH32	6" / 152.4	18°	0.047"	•
TPH32A	6" / 152.4	90°	0.047"	•
TPH34	7" / 177.8	18°	0.070"	•
TPH34A	7" / 177.8	90°	0.070"	•



PK100 INTERNAL/EXTERNAL TIP SNAP RING PLIERS SET

- Covers ring range: External 1/4"-2", Internal 3/8"-2"

INCLUDES:

- (1) Internal Pliers
- (1) External Pliers
- (16) Interchangeable Tips



SR400 4-PC. MINI SNAP RING PLIERS SET

- Service S-ring and R-ring clips, internal or external, straight or angled
- All pliers have 0.038" (1.0mm) diameter tips
- 3" Overall length

INCLUDES:

- (2) Internal Snap Ring Pliers (One Straight, One 45°)
- (2) External Snap Ring Right Pliers (One Straight, One 45°)





PK1250

PK1250
12-PC. QUARTER-TURN
RETAINING RING PLIERS SET

- Unique "quarter-turn" function allows pliers to convert from internal to external mode quickly and easily
- Internal (Housing) Range: 3/8" - 3" (10mm - 76mm)
- External (Shaft) Range: 1/4" - 3-1/2" (6.5mm - 89mm)
- Blow-molded case

INTERNAL HOUSING
3/8" - 3"
10mm - 76mm

EXTERNAL SHAFT
1/4" - 3-1/2"
6.5mm - 89mm

One-Second Conversion From
INTERNAL TO EXTERNAL



PK4Q



PK490Q



PRODUCT #	CONFIGURATION	OVERALL LENGTH IN. / MM	TIP DIAMETER	SET
PK1250	12-PC. Quarter-Turn Retaining Ring Plier Set			
PK4Q	4-PC. Snap Ring Pliers Set in Plastic Tray			
PK490Q	4-PC. 90° Snap Ring Pliers Plus Set			
TPQ12	Straight	6" / 152.4	0.038"	• •
TPQ12-1	45°	6" / 152.4	0.038"	• •
TPQ12A	90°	5-3/4" / 146.1	0.038"	• •
TPQ32	Straight	6" / 152.4	0.047"	• •
TPQ32-1	45°	6" / 152.4	0.047"	• •
TPQ32A	90°	5-3/4" / 146.1	0.047"	• •
TPQ34	Straight	7-3/4" / 196.9	0.070"	• •
TPQ34-1	45°	7-3/4" / 196.9	0.070"	• •
TPQ34A	90°	7-1/2" / 190.5	0.070"	• •
TPQ56	Straight	9-1/2" / 241.3	0.090"	• •
TPQ56-1	45°	9-1/4" / 234.9	0.090"	• •
TPQ56A	90°	9" / 228.6	0.090"	• •



PLIERS

RETAINING RING



PK9RRPB
**9-PC. PUSH-BUTTON
RETAINING RING PLIERS SET**

- Convertible – for internal and external rings
- Quick and easy push-button mechanism for conversion between internal and external operation
- Three sizes (.038", .047", and .070")
- Three different angles (0°, 45°, and 90°)
- Blow-molded case





PK3RRPB
3-PC. PUSH-BUTTON
RETAINING RING PLIERS SET

- Convertible – for internal and external rings
- Quick and easy push-button mechanism for conversion between internal and external operation
- Three sizes (.038", .047", and .070")
- Three different angles [0°, 45°, and 90°]
- Blow-molded case

PRODUCT #	OVERALL LENGTH IN. / MM	TIP ANGLE	TIP DIAMETER		
PK3RRPB	9-PC. Push-Button Retaining Ring Pliers Set				
PK3RRPB	3-PC. Push-Button Retaining Ring Pliers Set				
TPB12	6" / 152.4	0	0.038"		•
TPB12-1	6" / 152.4	45	0.038"		•
TPB12A	6" / 152.4	90	0.038"		•
TPB32	6" / 152.4	0	0.047"		•
TPB32-1	6" / 152.4	45	0.047"		•
TPB32A	6" / 152.4	90	0.047"		•
TPB34	7-1/4" / 184.15	0	0.070"		•
TPB34-1	7-1/4" / 184.15	45	0.070"		•
TPB34A	7-1/4" / 184.15	90	0.070"		•
TPB56	9-1/4" / 234.95	0	0.090"	•	
TPB56-1	9-1/4" / 234.95	45	0.090"	•	
TPB56A	9-1/4" / 234.95	90	0.090"	•	



PLIERS

SNAP RING



SRPS4

4-PC. INTERNAL/EXTERNAL SNAP RING PLIERS

- Recessed spring provides maximum flexibility of use
- Piano wire tips reduce the risk of breakage and provide better retention
- Narrow head and tips for easy access where space is limited
- Color coded for fast and easy identification
- Textured non-slip PVC grip for increased comfort and superior control

PRODUCT #	DESCRIPTION	TIP SIZE	SET
SRPS4	4-PC. Snap Ring Plier Set		
SR11225	Internal Snap Ring Pliers	7/16" x 1"	•
SR11960	Internal Snap Ring Pliers	3/4" x 2-3/8"	•
SR01225	External Snap Ring Pliers	7/16" x 1"	•
SR01960	External Snap Ring Pliers	3/4" x 2-3/8"	•

GREAT TO
WORK WITH™





P21A
RIGHT-ANGLE LOCK RING PLIERS

- Spreads snap-lock rings found on brakes, transmissions, pedal shifts, clutch shifts, and machine tools
- Spreads piston rings



P22A
STRAIGHT LOCK RING PLIERS


- Straight tip design for spreading snap-lock rings
- Jaw opening: 1-1/2" (38.1mm)



P35
COMPOUND SNAP RING PLIERS

- Jaws spread in a parallel plane
- 1-1/8" Max jaw opening

PRODUCT #	CONFIGURATION	OVERALL LENGTH IN. / MM	TIP DIAMETER MM
P35	Compound-Snap Ring Pliers	10" / 254	43
P22A	Straight-Lock Ring Pliers	9" / 228.6	3.05
P21A	Right-angle-Lock Ring Pliers	9" / 228.6	3.05
P23A	90° Lock Ring Pliers	9" / 228.6	1.78



P23A
90° LOCK RING PLIERS

- For use on output shafts, transmissions
- Forged-steel for increased strength and durability
- Jaw opening: 1-1/2" (38.1mm)



SR50K
**RATCHETING INTERNAL TIP
SNAP RING PLIERS SET**

- Two replaceable tip pliers (internal and external) with eight pairs of tips
- Does the job of sixteen separate pliers
- Spring-ratchet lock mechanism minimizes fatigue by allowing the ring to be compressed or expanded through gradual moves and then locked at a desired size without continued pressure on the handles
- Heavy and large rings are safely and easily controlled
- Complete with two Color Coded tip styles:
(8) 0.120" Diameter Tip
(8) 0.108" Diameter Tip



TP7
**SUPER-DUTY REPLACABLE TIP
INTERNAL SNAP RING PLIERS - 16"**

TP8 (NOT SHOWN)
**SUPER-DUTY REPLACABLE TIP
EXTERNAL SNAP RING PLIERS - 16"**

- For retaining rings up to 6" (152.4mm)
- Lever-action ratchet locking device in handle
- Comes with interchangeable 0.120" straight tips
- Configuration: Internal - Straight
- Max opening for the TP7 Internal Pliers center tip to center tip 3.5"



TP7AT
**SUPER-DUTY INTERNAL
REPLACEMENT TIPS**

- Configuration: 90° Internal tips



TP8AT
**SUPER-DUTY EXTERNAL
REPLACEMENT TIPS**

- Configuration: 90° External tips



PLIERS

SNAP RING



TP16 HORSESHOE LOCK RING PLIERS

- Heavy-duty snap-ring pliers for removal and installation of horseshoe-type external retaining rings
- Special tip design and outside serration on tips



TP15P OUTPUT CARRIER AND SHAFT RETAINING RING PLIERS

- For Ford® and GM® output shaft work, and immediate carrier work



TP601R FLAT NOSE RETAINING RING PLIERS

- For GM® output shaft work and 425 chain sprocket work
- Has additional ring applications



TP602R REVERSE BEVEL SNAP RING PLIERS

- Removes/installs snap rings with reverse bevel
- Spring closure for easy operation

PRODUCT #	DESCRIPTION	OVERALL LENGTH IN. / MM	MAX JAW CAPACITY IN. / MM
TP16	Horseshoe Lock Ring Pliers	13-1/2" / 342.9	2" / 50.8
TP15P	Flat Nose Retaining Ring Pliers	7" / 177.8	1-1/4" / 31.8
TP601R	Output Carrier and Shaft Retaining Ring Pliers	9-1/4" / 234.9	1-1/2" / 38.1
TP602R	Reverse Bevel Snap Ring Pliers	8-1/2" / 215.9	1-7/16" / 36.5



PR2K 2-PC. INTERNAL/EXTERNAL RETAINING RING PLIERS



PR3 LARGE INTERNAL/EXTERNAL REPLACEABLE TIP RETAINING RING PLIERS

PRODUCT #	DESCRIPTION	INTERNAL MAX JAW CAPACITY	EXTERNAL MAX JAW CAPACITY	STRAIGHT TIP DIAMETER	BENT 90° TIP DIAMETER	BENT 70° TIP DIAMETER	BENT 15° TIP DIAMETER	SET
PR2K	2-PC. Internal/External Retaining Ring Pliers Set							
PR1	Small Int./Ext. Retaining Ring Pliers	1/4" - 1" / 7 - 26	1/8" - 1" / 3 - 26	.023" / .6	.039" / 1.0			•
PR1-TIPS	Replacement Tips for PR1			.039" / 1.0	.047" / 1.2			
PR2	Medium Int./Ext. Retaining Ring Pliers	3/8" - 2" / 10 - 51	1/4" - 2" / 7 - 51	.039" / 1.0mm	.039" / 1.0mm			•
PR2-TIPS	Replacement Tips for PR2			.047" / 1.2mm	.047" / 1.2mm			
PR3	Large Int./Ext. Retaining Ring Pliers	1-13/16" - 4" / 46 - 102	1-1/2" - 4" / 38 - 102			.090" / 2.3mm	.090" / 2.3mm	•
PR3-TIPS	Replacement Tips for PR3					.108" / 2.7mm	.108" / 2.7mm	



CRIMPERS AND STRIPPERS



WSC7 / WSC7G / WSC7O **WIRE STRIPPER/ CRIMPER/CUTTER**

- Wire cutter and crimper positioned in front for reaching into tight spaces
- Second cutter on inner handle
- Serrated gripping-nose for bending, pulling, and shaping of wire
- Cast with SCM440 steel providing increased hardness, longer wear, and better corrosion resistance
- Removes insulation on wire 12, 14, 18, and 20 gauge
- Available in red, green and orange



5950S (NOT SHOWN) **CRIMPRO 4-IN-1 WIRE TOOL**

5950A **CRIMPRO 4-IN-1 WIRE TOOL - ANGLED**

- Gripping teeth to pull, twist, bend, and shape
- Crimps 12-20 AWG insulated and non-insulated wire
- Strips 12-20 AWG wire
- Ability to make cuts both above and below pivot
- Cushioned grips improve dexterity and compact 7" size can fit in your pocket and easily store




CPA912 **ANGLED CRIMPER**

- For crimping terminal or joint connectors to common soft wire
- Crimping connectors easier where wire service is compromised by limited access
- Protective grips to increase leverage and secure crimp
- Angled design keeps the connector, the wire, and the crimper "in-line", improving visibility and access in hard-to-reach places
- Designed to not pierce connector insulation and also works on uninsulated connectors



TCT2A **WIRE CUTTER/ CRIMPER/STRIPPER**

- Insulated and non-insulated terminals and splice crimper with wire cutter
- Pivot joint made of hardened steel bushing
- Black-oxide finish



TCT18A **WIRE CRIMPER/CUTTER**

- Insulated and non-insulated terminals and splice crimper with wire cutter
- Pivot joint made of hardened steel bushing
- Black-oxide finish



TCT2000 **STA-KON® CUTTER/CRIMPER/STRIPPER**

- Disconnects, splices, and wires joints
- Used on both insulated and non-insulated terminals
- Compression guide
- Handles are spring-loaded
- Scissor-action wire stripper
- Rugged, narrow-nose wire cutter blade



TCT56EC **ERGONOMIC SUPER STRIPPER**

- Pliers nose
- Stripping stations for both solid and stranded wire
- Longer, ergonomic design handles for greater leverage and comfort
- Holes in jaws for looping wires



TCT10A **CUTTER/CRIMPER/ STRIPPER TOOL**

- Crimps insulated and non-insulated connectors
- Plier-like nose

Note: Use to cut copper wire only

Sta-Kon® is a registered trademark of Thomas Betts Co.



MACTOOLS.COM



WARNING: Cancer and Reproductive Harm - p65warnings.ca.gov
For more info click-on MACTOOLS.COM/PROP65

PLIERS

CRIMPERS AND STRIPPERS



WSC200B
AUTOMATIC WIRE
CRIMPER/STRIPPER

- Self-adjusting automatic wire stripper
- Wire cutter
- Crimps insulated terminals
- Auto ignition terminal crimper




WSC665
HEAVY-DUTY AUTOMATIC
WIRE CRIMPER/STRIPPER

- Self-adjusts
- Micro adjustment knob for wire smaller than 26 AWG




TCT60B
TERMINAL WIRE
CUTTER/CRIMPER/STRIPPER

- Cuts and strips wire
- Stripping gauge on the back
- Equipped with a separate notch for crimping insulation grip



TCT52A
PRO CUTTER/
CRIMPER/STRIPPER

- Up-front cutter
- Crimping stations for insulated and non-insulated terminals
- Air-pocket cushion grips
- Screw sizing stations [4-40, 6-32, 8-32, 10-24, 10-32]



TCT7A
WIRE CUTTER/STRIPPER

- Compact design
- Power spring

Note: Use to cut copper wire only



TCT15A
MULTI-PURPOSE ELECTRICAL
CUTTER/STRIPPER

- Scissors action up front for wire cutting and stripping
- Features spring action and lock





700E
3-PC. MINI ELECTRICAL TOOL SET

- Three dedicated tools (cutter/stripper/crimper) for hard-to-reach applications
- All 5-1/2" long; high carbon, heat-treated steel

PRODUCT #	DESCRIPTION	SET
700E	3-PC. Mini Electrical Tool Set	
701E	Cutter for Solid and Stranded Copper or Aluminum Wire	•
702E	Stripper for 8-18 AWG Solid Wire and 10-22 Stranded Wire	•
703E	Crimper for 10-22 Insulated and Non-Insulated Connectors	•

TCT101A
IGNITION CRIMPER

- Terminals:
7 and 8mm Ignition terminals
High tower Right-angle ignition terminals
"V" or "F" crimp distributor terminals
Right-angle spark plug terminals
- Extra-broad blade
- Insulated support nest for crimping barbed ignition terminals
- Cushion-grip handles



WSBWST-A
SELF-ADJUSTING WIRE CUTTER/STRIPPER

- Ergonomically designed self-adjusting wire stripper
- Length stop feature for predetermined lengths of 3/16" to 5/16"
- Knife to anvil style wire cutter
- Lightweight



TCT111P
WIRE TERMINAL TOOL

- Sturdy construction
- Includes a wire cutter (copper and aluminum only)



TCT112P
INSULATED/NON-INSULATED WIRE TERMINAL TOOL

- Sturdy construction
- Includes a wire cutter (copper and aluminum only)
- Vinyl grips (non-insulating)



SS6E
6" ELECTRICAL SCISSORS

- Wire stripping AWG 12, 14, and 16
- Wire crimper



PRODUCT #	DESCRIPTION	OVERALL LENGTH IN. / MM	STRIPS SIZES AWG / MM	STRIPS SIZES AWG / MM	CRIMPS SIZES AWG / MM	CRIMPS SIZES AWG / MM	TYPES OF CONNECTORS
SS6E	6" Electrical Scissors	6" / 152	12, 14, 16	-	-	-	-
TCT101A	Ignition Crimping Tool	9-1/2" / 242	10 - 18	7 - 8	10 - 18	7 - 8	Ignition Terminals
TCT111P	Wire Terminal Tool	9-1/2" / 245	-	-	10 - 22	-	Non Insulated
TCT112P	Insulated/Non-Insulated Wire Terminal Tool	9-1/2" / 245	-	-	10 - 22	-	Insulated/Non-Insulated
TCT15A	Multi-Purpose Electrical Cutter/Stripper	6" / 152.4	-	-	-	-	-
TCT52A	Pro Cutter/Crimper/Stripper	8-1/4" / 209.5	-	-	-	7 - 8	Insulated/Non-Insulated
TCT60B	Terminal Wire Cutter/Crimper/Stripper	7-5/8" / 193.7	10 - 22	-	10 - 22	-	Terminals
TCT7A	Wire Cutter/Stripper	6" / 152.4	22 - 30	0.25 - 0.65	-	-	-
WSBWST-A	Self-Adjusting Wire Cutter/Stripper	8" / 203.2	10 - 22	-	-	-	-
WSC665	Heavy-Duty Automatic Wire Crimper/Stripper	8-1/8" / 206.4	10 - 26	-	4 - 22	-	Insulated/Non-Insulated
WSC200B	Automatic Wire Crimper/Stripper	8-1/8" / 206.4	10 - 22	-	10 - 22	-	Insulated



PLIERS

CRIMPERS AND STRIPPERS



TCT747-KIT

TERMINAL TOOL KIT WITH SIX DIES

- Manually crimp to factory specifications
- Features a precision full-cycle ratchet for accurate, repeatable crimps every cycle
- Overall length: 8-3/8" (212.7mm)

INCLUDES:

- (1) TCT747 Ratcheting Terminal Crimp Tool
- (6) Die Sets



P17

4-IN-1 ELECTRICAL CUTTER/STRIPPER

- Forged from chrome-vanadium electric steel and oil-hardened
- Cutting edges are 60 HRC and separately induction hardened
- Strips AWG sizes: 14 - 18
- Overall length: 6-3/8" (161mm)



TCT1028B

OPEN BARREL CONTACT CRIMP TOOL

- Five-cavity, two-jaw tool crimps a wide variety of open barrel contacts
- Tool working components are heat-treated for extended use
- Crimps AWG sizes: 14 - 24
- Overall length: 8-1/4" (210mm)



PLR30

WIRE RACK FOR PLIERS

- Keeps up to thirty-two pliers organized
- Heavy gauge (3mm) vinyl-coated steel wire frame offers long life and protection for your pliers
- Position rack at the back of tool box drawer so the weight of the pliers keeps the rack in place
- Thirty-two slots, ten extra wide slots offers extra space for pliers with insulated handles
- Measures 30"l x 5-1/4"w x 2-1/2"h and will fit in a tool box with a 2-1/2" high drawer

Tools not included





WT1
9" STANDARD
WIRE TWISTER

- Rigid construction, tapered jaws, finely finished edges, and long-lasting mechanism
- Cuts safety wire up to 0.060" diameter or two twisted strands of 0.041" diameter wire
- Maximum grip: 3-1/4 twists per pull
- Overall length: 10-3/8" (263.5mm)



WT2
9" AUTO RETURN
WIRE TWISTER

- Twister mechanism retracts automatically
- Safety twist plier rotates clockwise
- Twister capacity identical to WT1
- Overall length: 10-3/8" (263.5mm)



WT3
6" DIAGONAL JAW
WIRE TWISTER

- Diagonal nose
- Wire diameter capacity: 0.041"
- Overall length: 8-1/2" (215.9mm)



WTR6
6" REVERSIBLE
WIRE TWISTER

- Overall length: 215.9 mm

WTR9
9" REVERSIBLE
WIRE TWISTER

- Reversible wire twister used for right and left hand twisting
- Overall length: 10-3/8" (263.5mm)



P3104DS
DURASEAL RATCHET
TERMINAL CRIMPER

- Five cavities: 24 -10 AWG
- Ratcheted for positive performance



P3107DT
DEUTSCH RATCHET
TERMINAL CRIMPER

- Three cavities: 20, 16 & 12 AWG
- Ratcheted for positive performance



SCREWDRIVERS

SOFT-GRIP™ SCREWDRIVERS AND SETS

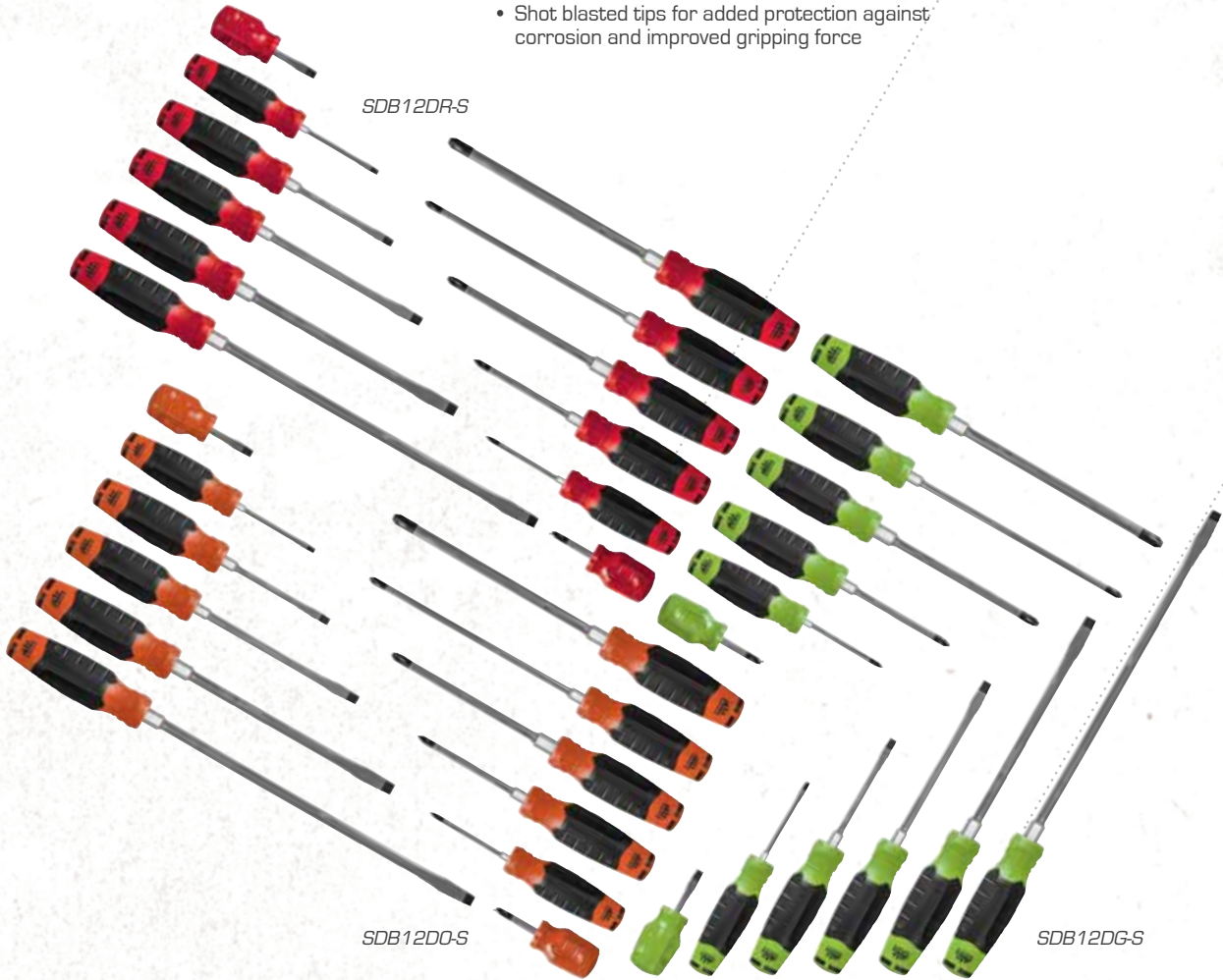
SOFT-GRIP™ SCREWDRIVER FEATURES:

- Quad-lobular design provides superior handle ergonomics
- Precision grip zone provides additional comfort and control for fine torque applications
- 360° Chemical resistant textured grip provides maximum comfort and grip
- High torque zone provides increased ergonomic benefit for high torque applications
- Speed zone grip design provides increased speed and control
- Molded tip ID and brand easily identify the type of tip



SOFT-GRIP™ COMBINATION SCREWDRIVER SETS

- 360° Ergonomic textured grip for maximum comfort for high torque applications
- Molded slotted and Phillips® tip ID for easy recognition of tip type in the vertical position
- High-quality alloy-steel bar with hex bolster for additional torque application
- Nylon-alloy handle that's chemically resistant to gasoline, disk brake cleaner, brake fluid, motor oil, hydraulic fluid, ethylene glycol, and acetone
- Shot blasted tips for added protection against corrosion and improved gripping force



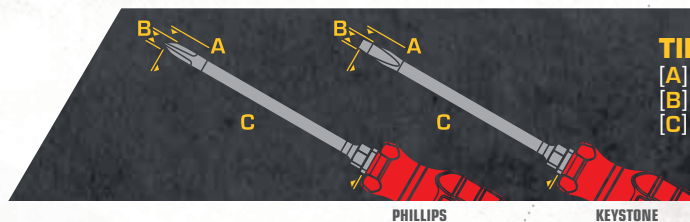
PRODUCT #	TIP TYPE	BOLSTER	TIP SIZE	TIP THICKNESS	SHANK	BAR LENGTH IN. / MM	OVERALL LENGTH IN. / MM	SETS			
SDB12D(R,G,O)-S	12-PC. Mac-Grip™ Combination Screwdriver Set Soft Grip (Red, Green, Orange)										
SDB8D(R,G,O)-S	8-PC. Mac-Grip™ Combination Screwdriver Set Soft Grip (Red, Green, Orange)										
SDB6D(R,G,O)-S	6-PC. Mac-Grip™ Combination Screwdriver Set Soft Grip (Red, Green, Orange)										
PNR1D(R,G,O)	Keystone	-	1/4"	0.037"	Round	1-1/2" / 38	3-1/2" / 83		x	x	
PHRB3D(R,G,O)-S	Keystone	x	3/16"	0.030"	Round	3" / 76	7-1/4" / 184	x	x	x	
PNRB4D(R,G,O)-S	Keystone	x	1/4"	0.037"	Round	4" / 102	8-1/2" / 216	x	x	x	
PJRB6D(R,G,O)-S	Keystone	x	5/16"	0.042"	Round	6" / 152	10-3/4" / 273	x	x	x	
PKRB8D(R,G,O)-S	Keystone	x	3/8"	0.050"	Round	8" / 203	13" / 330	x	x	x	
PKRB12D(R,G,O)-S	Keystone	x	3/8"	0.050"	Round	12" / 305	17" / 432			x	
P3012D(R,G,O)	Phillips®	-	#2	-	Round	1-1/2" / 38	3-1/2" / 83		x	x	
PB2031D(R,G,O)-S	Phillips®	x	#1	-	Round	3" / 76	7-1/4" / 184	x	x	x	
PB2042D(R,G,O)-S	Phillips®	x	#2	-	Round	4" / 102	8-1/2" / 216	x	x	x	
PB2063D(R,G,O)-S	Phillips®	x	#3	-	Round	6" / 152	10-3/4" / 273			x	
PB2082D(R,G,O)-S	Phillips®	x	#2	-	Round	8" / 203	12-1/2" / 317.5			x	
PB2084D(R,G,O)-S	Phillips®	x	#4	-	Round	8" / 203	13" / 330			x	

Phillips® is a trademark of Phillips Screw Company




SCREWDRIVERS

MAC-GRIP™ LONG SCREWDRIVERS AND SETS



TIP DIMENSIONS

- [A] Tip Width
- [B] Tip Thickness
- [C] Shaft Length




SDL8D(R,G,O)-S 8-PC. MAC-GRIP™ LONG COMBINATION SCREWDRIVER SET SOFT GRIP™

PRODUCT #	TIP TYPE	BOLSTER	TIP SIZE	TIP THICKNESS	SHANK	BAR LENGTH IN. / MM	OVERALL LENGTH IN. / MM	SET
SDL80(R,G,O)-S	8-PC. Mac-Grip™ Long Combination Screwdriver Set Soft-Grip™							
PH6D(R,G,O)-S	Cabinet		3/16"	0.030"	Round	6" / 152.4	10-1/4" / 260.35	•
PN12D(R,G,O)-S	Cabinet		1/4"	0.037"	Round	12" / 381	16-1/2" / 419.1	•
PH15D(R,G,O)-S	Cabinet		3/16"	0.030"	Round	15" / 304.8	19-1/4" / 488.95	•
PN18D(R,G,O)-S	Keystone		1/4"	0.037"	Round	18" / 457.2	22-1/2" / 533.81	•
PB2081D(R,G,O)-S	Phillips®	•	#1	–	Round	8" / 203.2	12-1/2" / 317.5	•
PB2082D(R,G,O)-S	Phillips®	•	#2	–	Round	8" / 203.2	12-1/2" / 317.5	•
P2122D(R,G,O)-S	Phillips®		#2	–	Round	12" / 304.8	16-1/2" / 419.1	•
P2182D(R,G,O)-S	Phillips®		#2	–	Round	18" / 457.2	22-1/2" / 533.81	•

Phillips® is a trademark of Phillips Screw Company | Pozidriv® is a trademark of Phillips Screw Company | Torx® is a trademark of Acument Intellectual Properties, LLC



The tools on this page have been PROUDLY MADE IN THE USA with global components.



SDL7TPR-S
7-PC. MAC-GRIP™ TAMPER-RESISTANT TORX® SCREWDRIVER SET SOFT-GRIP™

PRODUCT #	TIP TYPE	TIP SIZE	SHANK SHAPE	BAR LENGTH IN. / MM	OVERALL LENGTH IN. / MM	SET
SDL7TPR-S	7-PC. Mac-GrIP™ Tamper-Resistant Torx® Screwdriver Set Soft-Grip™					
PLTP8CR-S	Tamper-Resistant Torx®	TP8	Round	8" / 203.2	12-1/4" / 311.5	•
PLTP10CR-S	Tamper-Resistant Torx®	TP10	Round	8" / 203.2	12-1/4" / 311.5	•
PLTP15CR-S	Tamper-Resistant Torx®	TP15	Round	8" / 203.2	12-1/4" / 311.5	•
PLTP20CR-S	Tamper-Resistant Torx®	TP20	Round	8" / 203.2	12-1/4" / 311.5	•
PLTP25CR-S	Tamper-Resistant Torx®	TP25	Round	8" / 203.2	12-1/4" / 311.5	•
PLTP27CR-S	Tamper-Resistant Torx®	TP27	Round	8" / 203.2	12-1/2" / 317.5	•
PLTP30CR-S	Tamper-Resistant Torx®	TP30	Round	8" / 203.2	12-1/2" / 317.5	•

SD9TR-S
9-PC. MAC-GRIP™ TORX® SCREWDRIVER SET SOFT-GRIP™

PRODUCT #	TIP TYPE	TIP SIZE	SHANK SHAPE	BAR LENGTH IN. / MM	OVERALL LENGTH IN. / MM	SET
SD9TR-S	9-PC. Mac-GrIP™ Torx® Screwdriver Set Soft-Grip™					
PT8CR-S	Torx®	T8	Round	3-1/4" / 82.6	7-1/2" / 190.5	•
PT10CR-S	Torx®	T10	Round	3-1/4" / 82.6	7-1/2" / 190.5	•
PT15CR-S	Torx®	T15	Round	3-1/4" / 82.6	7-1/2" / 190.5	•
PT20CR-S	Torx®	T20	Round	3-1/4" / 82.6	7-1/2" / 190.5	•
PT25CR-S	Torx®	T25	Round	3-1/4" / 82.6	7-1/2" / 190.5	•
PT27CR-S	Torx®	T27	Round	4" / 101.6	8-1/2" / 215.9	•
PT30CR-S	Torx®	T30	Round	4" / 101.6	8-1/2" / 215.9	•
PT40CR-S	Torx®	T40	Round	6" / 152.4	10-3/4" / 273.1	•
PT45CR-S	Torx®	T45	Round	6" / 152.4	10-3/4" / 273.1	•



SCREWDRIVERS

MAC-GRIP™ DRIVERS AND SETS



The tools on this page have been **PROUDLY MADE IN THE USA** with global components.



SNDF7DR-S 7-PC. MAC-GRIP™ SAE NUT DRIVER SET SOFT-GRIP™

PRODUCT #	TIP SIZE	SHANK SHAPE	BAR LENGTH IN. / MM	OVERALL LENGTH IN. / MM	COLOR	SET
SNDF7DR-S	7-PC. Mac-Grip™ SAE Nut Driver Set Soft-Grip™					
PNDF14DR-S	1/4"	Deep	4" / 101.6	8-1/2" / 215.9	Red	•
PNDF932DR-S	9/32"	Deep	4" / 101.6	8-1/2" / 215.9	Orange	•
PNDF516DR-S	5/16"	Deep	4" / 101.6	8-3/4" / 222.3	Yellow	•
PNDF1132DR-S	11/32"	Deep	4" / 101.6	8-3/4" / 222.3	Green	•
PNDF38DR-S	3/8"	Deep	4" / 101.6	8-3/4" / 222.3	Blue	•
PNDF716DR-S	7/16"	Deep	4" / 101.6	9" / 228.6	Brown	•
PNDF12DR-S	1/2"	Deep	4" / 101.6	9" / 228.6	Red	•



SNDM9DR-S 9-PC. MAC-GRIP™ METRIC NUT DRIVER SET SOFT-GRIP™

PRODUCT #	TIP SIZE	SHANK SHAPE	BAR LENGTH IN. / MM	OVERALL LENGTH IN. / MM	COLOR	SET
SNDM9DR-S	9-PC. Mac-Grip™ Metric Nut Driver Set Soft-Grip™					
PNDM4DR-S	4	Deep	4" / 101.6	8-1/2" / 215.9	Red	•
PNDM5DR-S	5	Deep	4" / 101.6	8-1/2" / 215.9	Black	•
PNDM55DR-S	5.5	Deep	4" / 101.6	8-1/2" / 215.9	Brown	•
PNDM7DR-S	7	Deep	4" / 101.6	8-1/2" / 215.9	Orange	•
PNDM8DR-S	8	Deep	4" / 101.6	8-3/4" / 222.3	Yellow	•
PNDM9DR-S	9	Deep	4" / 101.6	8-3/4" / 222.3	Green	•
PNDM10DR-S	10	Deep	4" / 101.6	9" / 228.6	Blue	•
PNDM11DR-S	11	Deep	4" / 101.6	9" / 228.6	Brown	•
PND12M-S	12	Deep	4" / 101.6	9" / 228.6	Red	•

Phillips® is a trademark of Phillips Screw Company | Pozidriv® is a trademark of Phillips Screw Company | Torx® is a trademark of Acument/Intellectual Properties, LLC

MACSIMIZER™ SCREWDRIVERS AND SETS



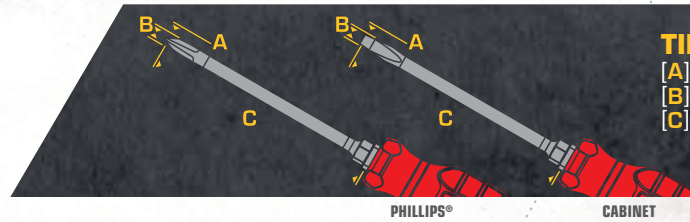
MACSIMIZER™ COMBINATION SCREWDRIVER SETS

PRODUCT #	TIP TYPE	TIP SIZE	TIP THICKNESS	SHANK	BAR LENGTH IN. / MM	OVERALL LENGTH IN. / MM	SET			
SDRBM20FNG	20-PC. Macsimizer™ Combination Screwdriver Set in Foam - Hi-Vis Green									
SDRBM20FNO	20-PC. Macsimizer™ Combination Screwdriver Set in Foam - Hi-Vis Orange									
SDRBM12FNG	12-PC. Macsimizer™ Combination Screwdriver Set in Foam - Hi-Vis Green									
SDRBM12FNO	12-PC. Macsimizer™ Combination Screwdriver Set in Foam - Hi-Vis Orange									
PGRBM4N(G,O)	Cabinet	1/8"	0.020"	Round	4" / 101.6	6-5/8" / 168.3	•	•	•	•
PFRBM1N(G,O)	Keystone	3/32"	0.030"	Round	1-1/2" / 38.1	4-1/4" / 108	•	•	•	•
PHRBM4N(G,O)	Keystone	3/16"	0.030"	Round	4" / 101.6	8-5/8" / 219.1	•	•	•	•
PHRBM8N(G,O)	Keystone	3/16"	0.030"	Round	8" / 203.2	12-3/4" / 323.9	•	•	•	•
PNRBM1N(G,O)	Keystone	1/4"	0.037"	Round	1-1/2" / 38.1	3-3/4" / 95.3	•	•	•	•
PNRBM4N(G,O)	Keystone	1/4"	0.037"	Round	4" / 101.6	9" / 228.6	•	•	•	•
PNRBM6N(G,O)	Keystone	1/4"	0.037"	Round	6" / 152.4	11" / 279.4	•	•	•	•
PJRBM6N(G,O)	Keystone	5/16"	0.042"	Round	6" / 152.4	11" / 279.4	•	•	•	•
PJRBM8N(G,O)	Keystone	5/16"	0.042"	Round	8" / 203.2	13" / 330.2	•	•	•	•
PKRBM8N(G,O)	Keystone	3/8"	0.050"	Round	8" / 203.2	13" / 330.2	•	•	•	•
PBM3010N(G,O)	Phillips®	#0		Round	1-1/2" / 38.1	4-1/4" / 108	•	•	•	•
PBM3020N(G,O)	Phillips®	#0		Round	2-1/2" / 63.5	5-1/2" / 139.7	•	•	•	•
PBM2031N(G,O)	Phillips®	#1		Round	3-1/4" / 82.6	8" / 203.2	•	•	•	•
PBM3012N(G,O)	Phillips®	#2		Round	1-1/2" / 38.1	3-3/4" / 95.3	•	•	•	•
PBM2042N(G,O)	Phillips®	#2		Round	4" / 101.6	9" / 228.6	•	•	•	•
PBM2062N(G,O)	Phillips®	#2		Round	6" / 152.4	13" / 330.2	•	•	•	•
PBM2082N(G,O)	Phillips®	#2		Round	8" / 203.2	13" / 330.2	•	•	•	•
PBM2063N(G,O)	Phillips®	#3		Round	6" / 152.4	13" / 330.2	•	•	•	•
PBM2083N(G,O)	Phillips®	#3		Round	8" / 203.2	11" / 279.4	•	•	•	•
ST10N(G,O)	Torx®	T10		Round	3" / 76.2	8" / 203.2	•	•	•	•
ST15N(G,O)	Torx®	T15		Round	3" / 76.2	8" / 203.2	•	•	•	•
ST20N(G,O)	Torx®	T20		Round	6" / 152.4	11" / 279.4	•	•	•	•
ST25N(G,O)	Torx®	T25		Round	6" / 152.4	11" / 279.4	•	•	•	•



SCREWDRIVERS

PRECISION AND POCKET SCREWDRIVERS



TIP DIMENSIONS

- [A] Tip Width
- [B] Tip Thickness
- [C] Shaft Length



SDP2DR



SDP4DR

MAC-GRIP™ PRECISION COMBINATION SCREWDRIVER SETS

- 360° Ergonomic textured grip for maximum comfort for high torque applications
- Molded tip ID for easy recognition of tip type in the vertical position
- Nylon-alloy handle that is chemically resistant to gasoline, disk brake cleaner, brake fluid, motor oil, hydraulic fluid, ethylene glycol, acetone
- High-quality alloy-steel bar
- High-polished chrome finish

PRODUCT #	TIP TYPE	TIP SIZE	TIP THICKNESS	SHANK SHAPE	BAR LENGTH IN. / MM	OVERALL LENGTH IN. / MM	SET
SDP4DR	4-PC. Mac-Grip™ Precision Combination Screwdriver Set						
SDP2DR	2-PC. Mac-Grip™ Precision Combination Screwdriver Set						
PPG2DR	Cabinet	1/8"	0.020"	Round	2" / 50.8	5-1/4" / 133.35	•
PPG3DR	Cabinet	1/8"	0.020"	Round	3" / 76.2	6-1/4" / 158.75	•
PPH3DR	Cabinet	3/16"	0.030"	Round	3" / 76.2	6-1/4" / 158.75	•
PP3020DR	Phillips®	#0	-	Round	2" / 50.8	5-1/4" / 133.35	•
PP3030DR	Phillips®	#0	-	Round	3" / 76.2	6-1/4" / 158.75	•
PP2031DR	Phillips®	#1	-	Round	3" / 76.2	6-1/4" / 158.75	•

Phillips® is a trademark of Phillips Screw Company | Pozidriv® is a trademark of Phillips Screw Company | Torx® is a trademark of Acument Intellectual Properties, LLC



GREAT TO WORK WITH™



SDP2

SDP2G

SDP2(G,O)

2-PC. 1/8" POCKET SCREWDRIVER SET

- Made of solid core Acetate plastic that is chemical resistant
- 4-Sided quad-lobular design with textured grip for comfort and torque

PRODUCT #	TIP TYPE	(A) TIP SIZE	TIP THICKNESS	SHANK SHAPE	BAR LENGTH IN. / MM	OVERALL LENGTH IN. / MM	SET
SDP2	2-PC. 1/8" Pocket Screwdriver Set - Red						
SDP2G	2-PC. 1/8" Pocket Screwdriver Set - Green						
SDP2O	2-PC. 1/8" Pocket Screwdriver Set - Orange						
PN2B(G,O)	Cabinet	1/8"	0.020"	Square	2" / 50.8	4-1/2" / 114.3	• • •
PN2C(G,O)	Pry Bar	1/8"	0.020"	Square	2" / 50.8	4-1/2" / 114.3	• • •



SDP2O



SCREWDRIVERS

MACSIMIZER™ SCREWDRIVERS AND SETS



SDRM32IB



SDRM8IB



SSTM8IB

MACSIMIZER™ PRECISION SCREWDRIVER SETS

- Bi-material handle for comfortable non-slip grip
- Color-coded handles for easy identification
- Overall length: 7" [177.8mm]

PRODUCT #	TIP TYPE	TIP SIZE	COLOR	SET
SDRM32IB	32-PC. Macsimizer™ Precision Screwdriver Set			
SDRM8IB	8-PC. Macsimizer™ Precision Phillips®/Slotted Screwdriver Set			
SSTM8IB	8-PC. Macsimizer™ Precision Tamper-Resistant Torx® Screwdriver Set			
SDRM3I	Slotted	3/32"	Red	• •
SDRM4.5I	Slotted	9/64"	Red	• •
SDRM4I	Slotted	1/8"	Red	• •
SDRM5I	Slotted	5/32"	Red	• •
SDRM6I	Slotted	3/16"	Red	• •
SDRMHB1.5I	Speed Hex	3/64"	Yellow	•
SDRMHB2.5I	Speed Hex	5/64"	Yellow	•
SDRMHB2I	Speed Hex	1/16"	Yellow	•
SDRMHB3.5I	Speed Hex	7/64"	Yellow	•
SDRMHB3I	Speed Hex	3/32"	Yellow	•
SDRMHB4.5I	Speed Hex	9/64"	Yellow	•
SDRMHB4I	Speed Hex	1/8"	Yellow	•
SDRMHB5I	Speed Hex	5/32"	Yellow	•
SDRMND2.5I	Nut Driver	5/64"	Yellow	•
SDRMND3.5I	Nut Driver	7/64"	Yellow	•
SDRMND3I	Nut Driver	3/32"	Yellow	•
SDRMND4I	Nut Driver	1/8"	Yellow	•
SDRMND5I	Nut Driver	5/32"	Yellow	•
SDRMND6I	Nut Driver	3/16"	Yellow	•
SDRMND7I	Nut Driver	7/32"	Yellow	•
SDRMND8I	Nut Driver	1/4"	Yellow	•
SDRMP00I	Phillips®	#00	Blue	• •
SDRMP0I	Phillips®	#0	Blue	• •
SDRMP1I	Phillips®	#1	Blue	• •
SDRMT5HI	Torx®	T5	Green	• •
SDRMT6HI	Torx®	T6	Green	• •
SDRMT7HI	Torx®	T7	Green	• •
SDRMT8HI	Torx®	T8	Green	• •
SDRMT9HI	Torx®	T9	Green	• •
SDRMT10HI	Torx®	T10	Green	• •
SDRMT15HI	Torx®	T15	Green	• •
SDRMT20HI	Torx®	T20	Green	• •

Phillips® is a trademark of Phillips Screw Company | Pozidriv® is a trademark of Phillips Screw Company | Torx® is a trademark of Acument Intellectual Properties, LLC

HEX BIT DRIVERS

SBDR12
MAGNET T-HANDLE
1/4" HEX BIT DRIVER

- Overall length: 12"

SBDR2
MAC-GRIP™ STUBBY
RATCHETING 1/4" HEX BIT
SCREWDRIVER

- Screwdriver end cap with bit holder

SBDR8
MAC-GRIP™ RATCHETING
1/4" HEX BIT 9" SCREWDRIVER

SBDR13
MAC-GRIP™ RATCHETING
1/4" HEX BIT 18" SCREWDRIVER

- 45-Tooth gear for precision ratcheting
- Forward-lock-reverse switch mechanism
- Four-sided ergonomic design handle with storage compartment at base of handle
- Screwdriver end cap with bit holder
- Bi-material non-slip grip
- Knurled chrome driver

SBDR5
MAC-GRIP™ T-HANDLE
1/4" HEX BIT DRIVER

- Length: 5-1/2"

SBDR8
MAC-GRIP™ MAGNETIC
1/4" HEX BIT DRIVER

- Screwdriver end cap with bit holder

PRODUCT #	3/16" SLOTTED BIT	1/4" SLOTTED BIT	1/4" SOCKET SQUARE DRIVE	#1 PHILLIPS® BIT	#2 PHILLIPS® BIT	T20 TORX® BIT	T25 TORX® BIT	LENGTH
SBDR2	1	1	1	1	1	1	1	3-1/2"
SBDR8	1	1	1	1	1	1	1	9"
SBDR13	1	1	1	1	1	1	1	18"
SBDR8	1	1	1	1	1	1	1	8"



SCREWDRIVERS

BITS AND SETS

RBRT™ RATCHETING SCREWDRIVER AND BIT SETS

- Magnetic drive end holds bit securely in place and holds ferrous fasteners to bit
- 45-Tooth gear for precision ratcheting
- Forward-lock-reverse switch mechanism
- Four-sided ergonomic design handle with storage compartment at base of handle
- Screwdriver end cap with bit holder
- Bi-material non-slip grip
- Knurled shaft for ease-of-use when trying to spin shaft by hand
- Bi-directional design allows removal and re-insertion of fasteners
- Anti-Slip design resists rounding of fasteners
- Unique geometry designed to insert and remove good or compromised/rounded fasteners
- Designed to replace standard hex drive tools
- Bits made from S2 steel, heat-treated for optimum strength and durability, and coated with zinc phosphate to prevent rust



SBDR121RBRT
121-PC. MAC-GRIP™ RBRT™
RATCHETING SCREWDRIVER
AND T-HANDLE DRIVER BIT SET



SBDB77RBRT
77-PC. RBRT™ BIT SET



PRODUCT #	TIP TYPE	TIP SIZE	OVERALL LENGTH IN. / MM	SETS
SBDR12RBRT	121-PC. Mac-Grip™ RBRT™ Ratcheting Screwdriver and T-Handle Driver Bit Set			
SBDB77RBRT	77-PC. RBRT™ Bit Set			
BHX1.5MRBRT	Hex	1.5	1" / 25	• •
BHX2MRBRT	Hex	2	1" / 25	• •
BHX2.5MRBRT	Hex	2.5	1" / 25	• •
BHX3MRBRT	Hex	3	1" / 25	• •
BHX4MRBRT	Hex	4	1" / 25	• •
BHX5MRBRT	Hex	5	1" / 25	• •
BHX5.5MRBRT	Hex	5.5	1" / 25	• •
BHX6MRBRT	Hex	6	1" / 25	• •
BHX8MRBRT	Hex	8	1" / 25	• •
BHX10MRBRT	Hex	10	1" / 2	• •
BHX564RBRT	Hex	5/64"	1" / 25	• •
BHX332RBRT	Hex	3/32"	1" / 25	• •
BHX764RBRT	Hex	7/64"	1" / 25	• •
BHX18RBRT	Hex	1/8"	1" / 25	• •
BHX532RBRT	Hex	5/32"	1" / 25	• •
BHX316RBRT	Hex	3/16"	1" / 25	• •
BHX732RBRT	Hex	7/32"	1" / 25	• •
BHX14RBRT	Hex	1/4"	1" / 25	• •
BTPHX2MRBRT	Security Hex	2	1" / 25	• •
BTPHX2.5MRBRT	Security Hex	2.5	1" / 25	• •
BTPHX3MRBRT	Security Hex	3	1" / 25	• •
BTPHX4MRBRT	Security Hex	4	1" / 25	• •
BTPHX5MRBRT	Security Hex	5	1" / 25	• •
BTPHX6MRBRT	Security Hex	6	1" / 25	• •
BTPHX564RBRT	Security Hex	5/64"	1" / 25	• •
BTPHX332RBRT	Security Hex	3/32"	1" / 25	• •
BTPHX764RBRT	Security Hex	7/64"	1" / 25	• •
BTPHX18RBRT	Security Hex	1/8"	1" / 25	• •
BTPHX532RBRT	Security Hex	5/32"	1" / 25	• •
BTPHX316RBRT	Security Hex	3/16"	1" / 25	• •
BTPHX732RBRT	Security Hex	7/32"	1" / 25	• •
BTPHX14RBRT	Security Hex	1/4"	1" / 25	• •
BTPHX516RBRT	Security Hex	5/16"	1" / 25	• •
BTPHX38RBRT	Security Hex	3/8"	1" / 25	• •
BSPHX4MRBRT	Ball Hex	4	1" / 25	• •
BSPHX5MRBRT	Ball Hex	5	1" / 25	• •
BSPHX5.5MRBRT	Ball Hex	5.5	1" / 25	• •
BSPHX6MRBRT	Ball Hex	6	1" / 25	• •
BSPHX2.5MRBRT	Ball Hex	2.5	1" / 25	• •
BSPHX3MRBRT	Ball Hex	3	1" / 25	• •
BSPHX18RBRT	Ball Hex	1/8"	1" / 25	• •
BSPHX532RBRT	Ball Hex	5/32"	1" / 25	• •
BSPHX316RBRT	Ball Hex	3/16"	1" / 25	• •
BSPHX732RBRT	Ball Hex	7/32"	1" / 25	• •
BSPHX14RBRT	Ball Hex	1/4"	1" / 25	• •
BSL18RBRT	ACR Slotted	1/8"	1" / 25	• •
BSL532RBRT	ACR Slotted	5/32"	1" / 25	• •
BSL316RBRT	ACR Slotted	3/16"	1" / 25	• •
BSL732RBRT	ACR Slotted	7/32"	1" / 25	• •
BSL14RBRT	ACR Slotted	1/4"	1" / 25	• •
BSL932RBRT	ACR Slotted	9/32"	1" / 25	• •
BSL3MRBRT	ACR Slotted	3	1" / 25	• •
BSL4MRBRT	ACR Slotted	4	1" / 25	• •
BSL4.5MRBRT	ACR Slotted	4.5	1" / 25	• •
BSL5MRBRT	ACR Slotted	5	1" / 25	• •
BSL5.5MRBRT	ACR Slotted	5.5	1" / 25	• •
BSL6MRBRT	ACR Slotted	6	1" / 25	• •
BSL6.5MRBRT	ACR Slotted	6.5	1" / 25	• •
BSL7MRBRT	ACR Slotted	7	1" / 25	• •
BSL8MRBRT	ACR Slotted	8	1" / 25	• •

PRODUCT #	TIP TYPE	TIP SIZE	OVERALL LENGTH IN. / MM	SETS
BPH0RBRT	ACR Philips®	#0	1" / 25	• •
BPH1RBRT	ACR Philips®	#1	1" / 25	• •
BPH2RBRT	ACR Philips®	#2	1" / 25	• •
BPH3RBRT	ACR Philips®	#3	1" / 25	• •
BPH4RBRT	ACR Philips®	#4	1" / 25	• •
BPZ0RBRT	ACR Pozidriv	#0	1" / 25	• •
BPZ1RBRT	ACR Pozidriv	#1	1" / 25	• •
BPZ2RBRT	ACR Pozidriv	#2	1" / 25	• •
BPZ3RBRT	ACR Pozidriv	#3	1" / 25	• •
BPZ4RBRT	ACR Pozidriv	#4	1" / 25	• •
BTX6RBRT	Torx®	T6	1" / 25	• •
BTX8RBRT	Torx®	T8	1" / 25	• •
BTX10RBRT	Torx®	T10	1" / 25	• •
BTX15RBRT	Torx®	T15	1" / 25	• •
BTX20RBRT	Torx®	T20	1" / 25	• •
BTX25RBRT	Torx®	T25	1" / 25	• •
BTX27RBRT	Torx®	T27	1" / 25	• •
BTX30RBRT	Torx®	T30	1" / 25	• •
BTX40RBRT	Torx®	T40	1" / 25	• •
BTX45RBRT	Torx®	T45	1" / 25	• •
BTX50RBRT	Torx®	T50	1" / 25	• •
BTPTX8RBRT	Tamperproof Torx®	T8	1" / 25	• •
BTPTX20RBRT	Tamperproof Torx®	T20	1" / 25	• •
BTPTX25RBRT	Tamperproof Torx®	T25	1" / 25	• •
BTP8RBRT	Torx® Plus	IP8	1" / 25	• •
BTP10RBRT	Torx® Plus	IP10	1" / 25	• •
BTP15RBRT	Torx® Plus	IP15	1" / 25	• •
BTP20RBRT	Torx® Plus	IP20	1" / 25	• •
BTP25RBRT	Torx® Plus	IP25	1" / 25	• •
BTP27RBRT	Torx® Plus	IP27	1" / 25	• •
BTP30RBRT	Torx® Plus	IP30	1" / 25	• •
BTP40RBRT	Torx® Plus	IP40	1" / 25	• •
BTP45RBRT	Torx® Plus	IP45	1" / 25	• •
BSQ0RBRT	Square/Robertson	#0	1" / 25	• •
BSQ1RBRT	Square/Robertson	#1	1" / 25	• •
BSQ2RBRT	Square/Robertson	#2	1" / 25	• •
BSQ3RBRT	Square/Robertson	#3	1" / 25	• •
BSP4MRBRT	Spanner	4	1" / 25	• •
BSP6MRBRT	Spanner	6	1" / 25	• •
BSP8MRBRT	Spanner	8	1" / 25	• •
BSP10MRBRT	Spanner	10	1" / 25	• •
BHTORQ6MRBRT	Torq-Set	6	1" / 25	• •
BHTORQ8MRBRT	Torq-Set	8	1" / 25	• •
BHTORQ10MRBRT	Torq-Set	10	1" / 25	• •
BTW1RBRT	Tri-Wing	#1	1" / 25	• •
BTW2RBRT	Tri-Wing	#2	1" / 25	• •
BTW3RBRT	Tri-Wing	#3	1" / 25	• •
BTW4RBRT	Tri-Wing	#4	1" / 25	• •
BCL532RBRT	Clutch	5/32"	1" / 25	• •
BCL316RBRT	Clutch	3/16"	1" / 25	• •
BCL14RBRT	Clutch	1/4"	1" / 25	• •
BTS5MMRBRT	Triple Square	5	1" / 25	• •
BTS6MMRBRT	Triple Square	6	1" / 25	• •
BTS8MMRBRT	Triple Square	8	1" / 25	• •
BWNYRBRT	Wing Nut	1/4"	-	• •
BITCLRBRT	Bit Coupler	1/4"	-	• •
BAD1RBRT	1/4" Drive Adapter	25	-	• •
BAD2RBRT	1/4" Drive Adapter	50	-	• •
BQCCRBRT	1/4" Quick Connect Chuck	60	-	• •
SBDR8	Ratcheting Screwdriver	1/4" 60-Tooth	-	• •
SBDT5RBRT	T-Handle	1/4"	-	• •



SCREWDRIVERS

BITS AND SETS

MAC-GRIP™ BIT SETS

- Mac-Grip™ handle magnetic screwdriver
- Bits made of S2 steel for long lasting durability
- Packaged in blow-molded case for easy storage and organization



SBDR123SA



SBDR49SA



SBD29SA



SBDR42SA

PRODUCT #	TIP TYPE	TIP SIZE	HEX SIZE	LENGTH	SET
SBDR123SA	123-PC. Mac-Grip™ Ratcheting 1/4" Hex Bit Driver Set				
SBDR49SA	49-PC. Mac-Grip™ Ratcheting 1/4" Hex Bit Screwdriver Set				
SBD29SA	29-PC. Mac-Grip™ 1/4" Hex Bit Driver Set				
SBDR42SA	42-PC. Mac-Grip™ Ratchet Precision Screwdriver Set				
BPH0	Phillips®	#0	1/4"	1"	• • •
BPH1	Phillips®	#1	1/4"	1"	• • •
BPH1L2	Phillips®	#1	1/4"	2"	• • •
BPH1L6	Phillips®	#1	1/4"	6"	• • •
BPH2	Phillips®	#2	1/4"	1"	• • •
BPH2L2	Phillips®	#2	1/4"	2"	• • •
BPH2L6	Phillips®	#2	1/4"	6"	• • •
BPH3	Phillips®	#3	1/4"	1"	• • •
BPH4	Phillips®	#4	1/4"	1"	• • •
BPPH000	Phillips®	#000	1/8"	1-1/8"	• • •
BPPH00	Phillips®	#00	1/8"	1-1/8"	• • •
BPPH0	Phillips®	#0	1/8"	1-1/8"	• • •
BPPH1	Phillips®	#1	1/8"	1-1/8"	• • •
BSL18	Slotted	1/8"	1/4"	1"	• • •
BSL532	Slotted	5/32"	1/4"	1"	• • •
BSL316	Slotted	3/16"	1/4"	1"	• • •
BSL316L2	Slotted	3/16"	1/4"	2"	• • •
BSL732	Slotted	7/32"	1/4"	1"	• • •
BSL14	Slotted	1/4"	1/4"	1"	• • •
BSL14L2	Slotted	1/4"	1/4"	2"	• • •
BSL14L6	Slotted	1/4"	1/4"	6"	• • •
BSL932	Slotted	9/32"	1/4"	1"	• • •
BSL3M	Slotted	3mm	1/4"	1"	• • •
BSL4M	Slotted	4mm	1/4"	1"	• • •
BSL4.5MM	Slotted	4.5mm	1/4"	1"	• • •
BSL5M	Slotted	5mm	1/4"	1"	• • •
BSL5.5MM	Slotted	5.5mm	1/4"	1"	• • •
BSL6M	Slotted	6mm	1/4"	1"	• • •
BSL6.5MM	Slotted	6.5mm	1/4"	1"	• • •
BSL7MM	Slotted	7mm	1/4"	1"	• • •
BSL8M	Slotted	8mm	1/4"	1"	• • •
BPSL1MM	Slotted	1mm	1/4"	1-1/8"	• • •
BPSL1.5MM	Slotted	1.5mm	1/4"	1-1/8"	• • •
BPSL2MM	Slotted	2mm	1/4"	1-1/8"	• • •
BPSL2.5MM	Slotted	2.5mm	1/4"	1-1/8"	• • •
BPSL3MM	Slotted	3mm	1/4"	1-1/8"	• • •
BPSL4MM	Slotted	4mm	1/4"	1-1/8"	• • •
BPTX4	Torx®	T4	1/8"	1-1/8"	• • •
BPTX5	Torx®	T5	1/8"	1-1/8"	• • •
BPTX6	Torx®	T6	1/8"	1-1/8"	• • •
BPTX7	Torx®	T7	1/8"	1-1/8"	• • •
BPTX8	Torx®	T8	1/8"	1-1/8"	• • •
BPTX9	Torx®	T9	1/8"	1-1/8"	• • •
BPTX10	Torx®	T10	1/8"	1-1/8"	• • •
BPTX15	Torx®	T15	1/8"	1-1/8"	• • •
BPTX20	Torx®	T20	1/8"	1-1/8"	• • •
BTX6	Torx®	T6	1/4"	1"	• • •
BTX7	Torx®	T7	1/4"	1"	• • •
BTX8	Torx®	T8	1/4"	1"	• • •
BTX10	Torx®	T10	1/4"	1"	• • •
BTX15	Torx®	T15	1/4"	1"	• • •
BTX20	Torx®	T20	1/4"	1"	• • •
BTX25	Torx®	T25	1/4"	1"	• • •
BTX25L6	Torx®	T25	1/4"	6"	• • •
BTX27	Torx®	T27	1/4"	1"	• • •
BTX30	Torx®	T30	1/4"	1"	• • •
BTX40	Torx®	T40	1/4"	1"	• • •
BTX45	Torx®	T45	1/4"	1"	• • •
BTX50	Torx®	T50	1/4"	1"	• • •

Phillips® is a trademark of Phillips Screw Company | Pozidriv® is a trademark of Phillips Screw Company | Torx® is a trademark of Acument Intellectual Properties, LLC



PRODUCT #	TIP TYPE	TIP SIZE	HEX SIZE	LENGTH	SET
SBDR123SA	123-PC. Mac-Grip™ Ratcheting 1/4" Hex Bit Driver Set				
SBDR49SA	49-PC. Mac-Grip™ Ratcheting 1/4" Hex Bit Screwdriver Set				
SBD29SA	29-PC. Mac-Grip™ 1/4" Hex Bit Driver Set				
SBDR42SA	42-PC. Mac-Grip™ Ratchet Precision Screwdriver Set				
BSQ0	Square	#0	1/4"	1"	• • •
BSQ1	Square	#1	1/4"	1"	• • •
BSQ2	Square	#2	1/4"	1"	• • •
BSQ3	Square	#3	1/4"	1"	• • •
BDSQ3	Double Square	#2	1/4"	1"	• • •
BSP4MM	Spanner	4mm	1/4"	1"	• • •
BSP6MM	Spanner	6mm	1/4"	1"	• • •
BSP8MM	Spanner	8mm	1/4"	1"	• • •
BSP10MM	Spanner	10mm	1/4"	1"	• • •
BTPTX6	Tamper-Resistant Torx®	T6H	1/4"	1"	• • •
BTPTX7	Tamper-Resistant Torx®	T7H	1/4"	1"	• • •
BTPTX8	Tamper-Resistant Torx®	T8H	1/4"	1"	• • •
BTPTX9	Tamper-Resistant Torx®	T9H	1/4"	1"	• • •
BTPTX10	Tamper-Resistant Torx®	T10H	1/4"	1"	• • •
BTPTX15	Tamper-Resistant Torx®	T15H	1/4"	1"	• • •
BTPTX20	Tamper-Resistant Torx®	T20H	1/4"	1"	• • •
BTPTX25	Tamper-Resistant Torx®	T25H	1/4"	1"	• • •
BTPTX27	Tamper-Resistant Torx®	T27H	1/4"	1"	• • •
BTPTX30	Tamper-Resistant Torx®	T30H	1/4"	1"	• • •
BTPTX40	Tamper-Resistant Torx®	T40H	1/4"	1"	• • •
BTW1	Tri-Wing	#1	1/4"	1"	• • •
BTW2	Tri-Wing	#2	1/4"	1"	• • •
BTW3	Tri-Wing	#3	1/4"	1"	• • •
BTW4	Tri-Wing	#4	1/4"	1"	• • •
BHX564	Hex	5/64"	1/4"	1"	• • •
BHX332	Hex	3/32"	1/4"	1"	• • •
BHX764	Hex	7/64"	1/4"	1"	• • •
BHX18	Hex	1/8"	1/4"	1"	• • •
BHX964	Hex	9/64"	1/4"	1"	• • •
BHX532	Hex	5/32"	1/4"	1"	• • •
BHX316	Hex	3/16"	1/4"	1"	• • •
BHX732	Hex	7/32"	1/4"	1"	• • •
BHX14	Hex	1/4"	1/4"	1"	• • •
BHX1.5MM	Hex	1.5mm	1/4"	1"	• • •
BHX2MM	Hex	2mm	1/4"	1"	• • •
BHX2.5MM	Hex	2.5mm	1/4"	1"	• • •
BHX3MM	Hex	3mm	1/4"	1"	• • •
BHX4MM	Hex	4mm	1/4"	1"	• • •
BHX5MM	Hex	5mm	1/4"	1"	• • •
BHX5.5MM	Hex	5.5mm	1/4"	1"	• • •
BHX6MM	Hex	6mm	1/4"	1"	• • •
BHX8MM	Hex	8mm	1/4"	1"	• • •
BHX10MM	Hex	10mm	1/4"	1"	• • •
BPHX0.7MM	Hex	0.7mm	1/8"	1-1/8"	• • •
BPHX0.9MM	Hex	0.9mm	1/8"	1-1/8"	• • •
BPHX1.3MM	Hex	1.3mm	1/8"	1-1/8"	• • •
BPHX1.5MM	Hex	1.5mm	1/8"	1-1/8"	• • •
BPHX2MM	Hex	2mm	1/8"	1-1/8"	• • •
BPHX2.5MM	Hex	2.5mm	1/8"	1-1/8"	• • •
BPHX3MM	Hex	3mm	1/8"	1-1/8"	• • •
BPHX4MM	Hex	4mm	1/8"	1-1/8"	• • •
BHTORQ6MM	Torq-Set®	6mm	1/4"	1"	• • •
BHTORQ8MM	Torq-Set®	8mm	1/4"	1"	• • •
BHTORQ10MM	Torq-Set®	10mm	1/4"	1"	• • •
BPPZ0	Pozidriv®	#0	1/8"	1-1/8"	• • •
BPPZ1	Pozidriv®	#1	1/8"	1-1/8"	• • •
BPZ0	Pozidriv®	#0	1/4"	1"	• • •
BPZ1	Pozidriv®	#1	1/4"	1"	• • •
BPZ2	Pozidriv®	#2	1/4"	1"	• • •
BPZ3	Pozidriv®	#3	1/4"	1"	• • •
BPZ4	Pozidriv®	#4	1/4"	1"	• • •

PRODUCT #	TIP TYPE	TIP SIZE	HEX SIZE	LENGTH	SET
SBDR123SA	123-PC. Mac-Grip™ Ratcheting 1/4" Hex Bit Driver Set				
SBDR49SA	49-PC. Mac-Grip™ Ratcheting 1/4" Hex Bit Screwdriver Set				
SBD29SA	29-PC. Mac-Grip™ 1/4" Hex Bit Driver Set				
SBDR42SA	42-PC. Mac-Grip™ Ratchet Precision Screwdriver Set				
BSPLM5	Spline	M5	1/4"	1"	• • •
BSPLM6	Spline	M6	1/4"	1"	• • •
BSPLM8	Spline	M8	1/4"	1"	• • •
BCL532	Clutch	5/32"	1/4"	1"	• • •
BCL316	Clutch	3/16"	1/4"	1"	• • •
BCL14	Clutch	1/4"	1/4"	1"	• • •
BPND332	Nut	3/32"	1/8"	1-1/8"	• • •
BPND18	Nut	1/8"	1/8"	1-1/8"	• • •
BPND964	Nut	9/64"	1/8"	1-1/8"	• • •
BPND532	Nut	5/32"	1/8"	1-1/8"	• • •
BPND316	Nut	3/16"	1/8"	1-1/8"	• • •
BPND2.5MM	Nut	2.5mm	1/8"	1-1/8"	• • •
BPND3MM	Nut	3mm	1/8"	1-1/8"	• • •
BPND3.5MM	Nut	3.5mm	1/8"	1-1/8"	• • •
BPND4MM	Nut	4mm	1/8"	1-1/8"	• • •
BPND4.5MM	Nut	4.5mm	1/8"	1-1/8"	• • •
BPND5MM	Nut	5mm	1/8"	1-1/8"	• • •
BSPHX18	Speed Hex	1/8"	1/4"	1"	• • •
BSPHX532	Speed Hex	5/32"	1/4"	1"	• • •
BSPHX316	Speed Hex	3/16"	1/4"	1"	• • •
BSPHX732	Speed Hex	7/32"	1/4"	1"	• • •
BSPHX14	Speed Hex	1/4"	1/4"	1"	• • •
BSPHX2.5MM	Speed Hex	2.5mm	1/4"	1"	• • •
BSPHX3MM	Speed Hex	3mm	1/4"	1"	• • •
BSPHX4MM	Speed Hex	4mm	1/4"	1"	• • •
BSPHX5MM	Speed Hex	5mm	1/4"	1"	• • •
BSPHX5.5MM	Speed Hex	5.5mm	1/4"	1"	• • •
BSPHX6MM	Speed Hex	6mm	1/4"	1"	• • •
BTPHX564	Tamper-Resistant Hex	5/64"	1/4"	1"	• • •
BTPHX332	Tamper-Resistant Hex	3/32"	1/4"	1"	• • •
BTPHX764	Tamper-Resistant Hex	7/64"	1/4"	1"	• • •
BTPHX18	Tamper-Resistant Hex	1/8"	1/4"	1"	• • •
BTPHX964	Tamper-Resistant Hex	9/64"	1/4"	1"	• • •
BTPHX532	Tamper-Resistant Hex	5/32"	1/4"	1"	• • •
BTPHX316	Tamper-Resistant Hex	3/16"	1/4"	1"	• • •
BTPHX732	Tamper-Resistant Hex	7/32"	1/4"	1"	• • •
BTPHX14	Tamper-Resistant Hex	1/4"	1/4"	1"	• • •
BTPHX932	Tamper-Resistant Hex	9/32"	1/4"	1"	• • •
BTPHX516	Tamper-Resistant Hex	5/16"	1/4"	1"	• • •
BTPHX38	Tamper-Resistant Hex	3/8"	1/4"	1"	• • •
BTPHX2MM	Tamper-Resistant Hex	2mm	1/4"	1"	• • •
BTPHX2.5MM	Tamper-Resistant Hex	2.5mm	1/4"	1"	• • •
BTPHX3MM	Tamper-Resistant Hex	3mm	1/4"	1"	• • •
BTPHX4MM	Tamper-Resistant Hex	4mm	1/4"	1"	• • •
BTPHX5MM	Tamper-Resistant Hex	5mm	1/4"	1"	• • •
BTPHX6MM	Tamper-Resistant Hex	6mm	1/4"	1"	• • •
BADT1	Bit Adapter	-	1/4"	1"	• • •
BADT2	Bit Adapter	-	1/4"	2"	• • •
BEXT2	Magnetic Bit Extension	-	1/4"	2"	• • •
BPFLEX18	Flexible Extension	-	1/8"	8"	• • •
BSKTADT14	Socket Adapter	-	1/4"	1"	• • •
BOCC	Quick Change Chuck	-	1/4"	2-10/27"	• • •
BWNY	Wing Nut/Y	-	1/4"	1"	• • •
SBD8	Bit Screwdriver	-	1/4"	8"	• • •
SBDR5	Bit Ratcheting Screwdriver	-	1/8"	5-1/4"	• • •
SBDR8	Bit Ratcheting Screwdriver	-	1/4"	9"	• • •
SBDT5	Bit T-Handle Driver	-	1/4"	5-1/2"	• • •

SCREWDRIVERS

BITS AND SETS

- Full-polish, mini-ratcheting bit driver included (MR5BD)
- 72-Tooth mini-ratchet ideal for work in tight places
- Wide range of bit styles included for multiple applications
- Five extended length bits included for greater access
- Magnetic bit holder included for added reach
- Blow-mold case



SBDR32K



SBDR69K

PRODUCT #	TIP TYPE	TIP SIZE	HEX SIZE	LENGTH	
SBDR69K	69-PC. Bit Driver Set				
SBDR32K	32-PC. Bit Driver Set				
BHX14	Hex	1/4"	1/4"	1" / 25	•
BHX18	Hex	1/8"	1/4"	1" / 25	•
BHX316	Hex	3/16"	1/4"	1" / 25	•
BHX332	Hex	3/32"	1/4"	1" / 25	•
BHX532	Hex	5/32"	1/4"	1" / 25	•
BHX564	Hex	5/64"	1/4"	1" / 25	•
BHX732	Hex	7/32"	1/4"	1" / 25	•
BHX764	Hex	7/64"	1/4"	1" / 25	•
BHX964	Hex	9/64"	1/4"	1" / 25	•
BHX1.5MM	Hex	1.5mm	1/4"	1" / 25	•
BHX2MM	Hex	2mm	1/4"	1" / 25	•
BHX2.5MM	Hex	2.5mm	1/4"	1" / 25	•
BHX3MM	Hex	3mm	1/4"	1" / 25	•
BHX4MM	Hex	4mm	1/4"	1" / 25	•
BHX5MM	Hex	5mm	1/4"	1" / 25	•
BHX6MM	Hex	6mm	1/4"	1" / 25	•
BPH0	Phillips	#0	1/4"	1" / 25	•
BPH1	Phillips	#1	1/4"	1" / 25	•
BPH1L3	Phillips	#1	1/4"	3" / 75	•
BPH1L5	Phillips	#1	1/4"	5" / 125	•
BPH2	Phillips	#2	1/4"	1" / 25	•
BPH2L3	Phillips	#2	1/4"	3" / 75	•
BPH2L5	Phillips	#2	1/4"	5" / 125	•
BPH3	Phillips	#3	1/4"	1" / 25	•
BPZ0	Pozidriv	#0	1/4"	1" / 25	•
BPZ1	Pozidriv	#1	1/4"	1" / 25	•
BPZ2	Pozidriv	#2	1/4"	1" / 25	•
BPZ23L	Pozidriv	#2	1/4"	3" / 75	•
BPZ3	Pozidriv	#3	1/4"	1" / 25	•
BSL3M	Slotted	3mm	1/4"	1" / 25	•
BSL4M	Slotted	4mm	1/4"	1" / 25	•
BSL5M	Slotted	5mm	1/4"	1" / 25	•
BSL5M3	Slotted	5mm	1/4"	3" / 75	•
BSL5M5	Slotted	5mm	1/4"	5" / 125	•
BSL6M	Slotted	6mm	1/4"	1" / 25	•
BSL7MM	Slotted	7mm	1/4"	1" / 25	•
BSL8M	Slotted	8mm	1/4"	1" / 25	•

PRODUCT #	TIP TYPE	TIP SIZE	HEX SIZE	LENGTH	SET
SBDR69K	69-PC. Bit Driver Set				
SBDR32K	32-PC. Bit Driver Set				
BSPLM5	Spline	M5	1/4"	1" / 25	•
BSPLM6	Spline	M6	1/4"	1" / 25	•
BSPLM8	Spline	M8	1/4"	1" / 25	•
BSQ0	Square	#0	1/4"	1" / 25	•
BSQ1	Square	#1	1/4"	1" / 25	•
BSQ2	Square	#2	1/4"	1" / 25	•
BSQ3	Square	#3	1/4"	1" / 25	•
BTPTX10	Tamper-Res. Star	T10	1/4"	1" / 25	•
BTPTX15	Tamper-Res. Star	T15	1/4"	1" / 25	•
BTPTX20	Tamper-Res. Star	T20	1/4"	1" / 25	•
BTPTX25	Tamper-Res. Star	T25	1/4"	1" / 25	•
BTPTX27	Tamper-Res. Star	T27	1/4"	1" / 25	•
BTPTX30	Tamper-Res. Star	T30	1/4"	1" / 25	•
BTPTX40	Tamper-Res. Star	T40	1/4"	1" / 25	•
BTPTX8	Tamper-Res. Star	T8	1/4"	1" / 25	•
BTX10	Star	T10	1/4"	1" / 25	•
BTX15	Star	T15	1/4"	1" / 25	•
BTX20	Star	T20	1/4"	1" / 25	•
BTX20L3	Star	T20	1/4"	3" / 75	•
BTX20L5	Star	T20	1/4"	5" / 125	•
BTX25	Star	T25	1/4"	1" / 25	•
BTX25L3	Star	T25	1/4"	3" / 75	•
BTX25L5	Star	T25	1/4"	5" / 125	•
BTX27	Star	T27	1/4"	1" / 25	•
BTX30	Star	T30	1/4"	1" / 25	•
BTX30L3	Star	T30	1/4"	3" / 75	•
BTX30L5	Star	T30	1/4"	5" / 125	•
BTX40	Star	T40	1/4"	1" / 25	•
BTX8	Star	T8	1/4"	1" / 25	•
MR5BD	Ratcheting Bit Driver			5" / 125	•
BADT1	Bit Adapter			1" / 25	•
BMBH	Magnetic Bit Holder			1/4" / 65	•

Phillips® is a trademark of Phillips Screw Company | Pozidriv® is a trademark of Phillips Screw Company | Torx® is a trademark of Acument Intellectual Properties, LLC



SD33KL



SD60KL

PRODUCT #	TIP TYPE	TIP SIZE	HEX SIZE	LENGTH	SET
SD60KL	60-PC. Long Bit Driver Set				
SD33KL	33-PC. Long Bit Driver Set				
BHM2.5L3	Hex	2.5mm	1/4"	3" / 75	•
BHM3L3	Hex	3mm	1/4"	3" / 75	•
BHM4L3	Hex	4mm	1/4"	3" / 75	•
BHM5L3	Hex	5mm	1/4"	3" / 75	•
BHM6L3	Hex	6mm	1/4"	3" / 75	•
BHM8L3	Hex	8mm	1/4"	3" / 75	•
BHS3.5L3	Hex	7/64"	1/4"	3" / 75	•
BHS3L3	Hex	3/32"	1/4"	3" / 75	•
BHS4.5L3	Hex	9/64"	1/4"	3" / 75	•
BHS4L3	Hex	1/8"	1/4"	3" / 75	•
BHS5L3	Hex	5/32"	1/4"	3" / 75	•
BHS6L3	Hex	3/16"	1/4"	3" / 75	•
BHS8L3	Hex	1/4"	1/4"	3" / 75	•
BPH1L1	Phillips	#1	1/4"	1-1/4" / 32	•
BPH1L3	Phillips	#1	1/4"	3" / 75	• •
BPH1L6-2	Phillips	#1	1/4"	6" / 150	• •
BPH2L1	Phillips	#2	1/4"	1-1/4"	•
BPH2L3-2	Phillips	#2	1/4"	3" / 75	• •
BPH2L6-2	Phillips	#2	1/4"	6" / 150	• •
BPH3L1	Phillips	#3	1/4"	1-1/4"	•
BPH3L3	Phillips	#3	1/4"	3" / 75	• •
BPH3L6	Phillips	#3	1/4"	6" / 150	• •
BPZ1L3	Pozidriv	#1	1/4"	3" / 75	• •
BPZ1L6	Pozidriv	#1	1/4"	6" / 150	• •
BPZ2L3	Pozidriv	#2	1/4"	3" / 75	• •
BPZ2L6	Pozidriv	#2	1/4"	6" / 150	• •
BPZ3L3	Pozidriv	#3	1/4"	3" / 75	• •
BPZ3L6	Pozidriv	#3	1/4"	6" / 150	• •
BS0L3	Square	#0	1/4"	3" / 75	•
BS1L3	Square	#1	1/4"	3" / 75	•
BS2L3	Square	#2	1/4"	3" / 75	•

PRODUCT #	TIP TYPE	TIP SIZE	HEX SIZE	LENGTH	SET
SD60KL	60-PC. Long Bit Driver Set				
SD33KL	33-PC. Long Bit Driver Set				
BTX10L1	Star	T10	1/4"	1-1/4" / 32	•
BTX10L3	Star	T10	1/4"	3" / 75	• •
BTX10L6	Star	T10	1/4"	6" / 150	• •
BTX15L1	Star	T15	1/4"	1-1/4"	•
BTX15L3	Star	T15	1/4"	3" / 75	• •
BTX15L6	Star	T15	1/4"	6" / 150	• •
BTX20L1	Star	T20	1/4"	1-1/4"	•
BTX20L3-2	Star	T20	1/4"	3" / 75	• •
BTX20L6	Star	T20	1/4"	6" / 150	• •
BTX25L1	Star	T25	1/4"	1-1/4"	•
BTX25L3-2	Star	T25	1/4"	3" / 75	• •
BTX25L6-2	Star	T25	1/4"	6" / 150	• •
BTX27L1	Star	T27	1/4"	1-1/4"	•
BTX27L3	Star	T27	1/4"	3" / 75	• •
BTX27L6	Star	T27	1/4"	6" / 150	• •
BTX30L1	Star	T30	1/4"	1-1/4"	•
BTX30L3-2	Star	T30	1/4"	3" / 75	• •
BTX30L6-2	Star	T30	1/4"	6" / 150	• •
BTX40L1	Star	T40	1/4"	1-1/4" / 32	•
BTX40L3	Star	T40	1/4"	3" / 75	•
BTX40L6	Star	T40	1/4"	6" / 150	•
NSS8	Nut Setter	1/4"	1/4"	2" / 50	•
NSS10	Nut Setter	5/16"	1/4"	2" / 50	•
NSS12	Nut Setter	3/8"	1/4"	2" / 50	•
NSM8MM	Nut Setter	8mm	1/4"	2" / 50	• •
NSM10MM	Nut Setter	10mm	1/4"	2" / 50	• •
NSM12MM	Nut Setter	12mm	1/4"	2" / 50	• •
BADIT2	Adapter			2" / 50	• •
BADIT3	Adapter			2" / 50	• •



SCREWDRIVERS

BITS AND SETS

SBR39SB

39-PC. RATCHET AND STUBBY BIT SET

- Low profile, double ended mini ratchet wrench
- 8" Long with dual thumb wheels for ease of operation and close quarters work
- Works with all 1/4" and 5/16" hex bits and 1/4" square drive sockets
- Half-cut bits for increased strength
- Short 5/8" (16mm) bits made from S2 steel for strength
- Ideal for close quarters work



PRODUCT #	TIP TYPE	TIP SIZE	DRIVE SIZE	OVERALL LENGTH IN. / MM	SET
SBR39SB	39-PC. Ratchet and Stubby Bit Set				
BADT3	Hex/Square Adapter	5/16"	1/4"	5/8" / 16	•
BHX10MMSB	Hex	10mm	5/16"	5/8" / 16	•
BHX14SB	Hex	1/4"	1/4"	5/8" / 16	•
BHX18SB	Hex	1/8"	1/4"	5/8" / 16	•
BHX2.5MMSB	Hex	2.5mm	1/4"	5/8" / 16	•
BHX2MMSB	Hex	2mm	1/4"	5/8" / 16	•
BHX316SB	Hex	3/16"	1/4"	5/8" / 16	•
BHX38SB	Hex	3/8"	5/16"	5/8" / 16	•
BHX3MMSB	Hex	3mm	1/4"	5/8" / 16	•
BHX4MMSB	Hex	4mm	1/4"	5/8" / 16	•
BHX516SB	Hex	5/16"	5/16"	5/8" / 16	•
BHX532SB	Hex	5/32"	1/4"	5/8" / 16	•
BHX5MMSB	Hex	5mm	1/4"	5/8" / 16	•
BHX6MMSB	Hex	6mm	1/4"	5/8" / 16	•
BHX732SB	Hex	7/32"	1/4"	5/8" / 16	•
BHX7MMSB	Hex	7mm	5/16"	5/8" / 16	•
BHX8MMSB	Hex	8mm	5/16"	5/8" / 16	•
BHX964SB	Hex	9/64"	1/4"	5/8" / 16	•
BHX9MMSB	Hex	9mm	5/16"	5/8" / 16	•
BP11SB	Phillips®	#1	1/4"	5/8" / 16	•
BP12SB	Phillips®	#2	1/4"	5/8" / 16	•
BTX10SB	Torx®	T10	1/4"	5/8" / 16	•
BTX15SB	Torx®	T15	1/4"	5/8" / 16	•
BTX20SB	Torx®	T20	1/4"	5/8" / 16	•
BTX25SB	Torx®	T25	1/4"	5/8" / 16	•
BTX27SB	Torx®	T27	1/4"	5/8" / 16	•
BTX30SB	Torx®	T30	1/4"	5/8" / 16	•
BTX40SB	Torx®	T40	5/16"	5/8" / 16	•
BTX45SB	Torx®	T45	5/16"	5/8" / 16	•
BTX47SB	Torx®	T47	5/16"	5/8" / 16	•
BTX50SB	Torx®	T50	5/16"	5/8" / 16	•
BW8SB	8" Bit Ratchet Wrench	1/4" & 5/16"	1/4"	8" / 200	•
BXZN10SB	Triple Square	10mm	5/16"	5/8" / 16	•
BXZN4SB	Triple Square	4mm	1/4"	5/8" / 16	•
BXZN5SB	Triple Square	5mm	1/4"	5/8" / 16	•
BXZN6SB	Triple Square	6mm	1/4"	5/8" / 16	•
BXZN7SB	Triple Square	7mm	1/4"	5/8" / 16	•
BXZN8SB	Triple Square	8mm	5/16"	5/8" / 16	•
BXZN9SB	Triple Square	9mm	5/16"	5/8" / 16	•

SD46K
46-PC. 1/4" HEX POWERBIT SET

- Bits made of S2 steel for long lasting durability



PRODUCT #	TIP TYPE	TIP SIZE	OVERALL LENGTH IN. / MM	SET
SD46K	46-PC. 1/4" Hex Powerbit Set			
BHX14	Hex	1/4"	1" / 25	•
BHX18	Hex	1/8"	1" / 25	•
BHX316	Hex	3/16"	1" / 25	•
BHX332	Hex	3/32"	1" / 25	•
BHX3MM	Hex	3mm	1" / 25	•
BHX4MM	Hex	4mm	1" / 25	•
BHX532	Hex	5/32"	1" / 25	•
BHX564	Hex	5/64"	1" / 25	•
BHX5MM	Hex	5mm	1" / 25	•
BHX6MM	Hex	6mm	1" / 25	•
BHX732	Hex	7/32"	1" / 25	•
BHX764	Hex	7/64"	1" / 25	•
BPH0	Phillips®	#0	1" / 25	•
BPH1	Phillips®	#1	1" / 25	•
BPH2	Phillips®	#2	1" / 25	•
BPH3	Phillips®	#3	1" / 25	•
BPZ0	Pozidriv®	#0	1" / 25	•
BPZ1	Pozidriv®	#1	1" / 25	•
BPZ2	Pozidriv®	#2	1" / 25	•
BPZ3	Pozidriv®	#3	1" / 25	•
BSL14	Slotted	1/4"	1" / 25	•
BSL18	Slotted	1/8"	1" / 25	•
BSL316	Slotted	3/16"	1" / 25	•
BSL532	Slotted	5/32"	1" / 25	•
BSL732	Slotted	7/32"	1" / 25	•
BSL932	Slotted	9/32"	1" / 25	•
BSQ0	Square	#0	1" / 25	•
BSQ1	Square	#1	1" / 25	•
BSQ2	Square	#2	1" / 25	•
BSQ3	Square	#3	1" / 25	•
BTPTX6	Tamper-Resistant Star	T6H	1" / 25	•
BTPTX7	Tamper-Resistant Star	T7H	1" / 25	•
BTPTX8	Tamper-Resistant Star	T8H	1" / 25	•
BTPTX9	Tamper-Resistant Star	T9H	1" / 25	•
BTPTX10	Tamper-Resistant Star	T10H	1" / 25	•
BTPTX15	Tamper-Resistant Star	T15H	1" / 25	•
BTPTX20	Tamper-Resistant Star	T20H	1" / 25	•
BTPTX25	Tamper-Resistant Star	T25H	1" / 25	•
BTPTX27	Tamper-Resistant Star	T27H	1" / 25	•
BTPTX30	Tamper-Resistant Star	T30H	1" / 25	•
BTPTX40	Tamper-Resistant Star	T40H	1" / 25	•
BADT2	1/4" Square Drive Male Bit Adapter		2" / 50	•
BQCC	Quick-Change Chuck		2-3/8" / 60	•



SCREWDRIVERS

HEX BIT DRIVERS AND SETS



SBDR3S 3-PC. RATCHETING BIT DRIVER SET

- Low profile
- 60-Tooth gear

PRODUCT #	DESCRIPTION	DRIVE SIZE	LENGTH	SET
SBDR3S	3-PC. Ratcheting Bit Driver Set			
MBDE4	Knurled Extension	1/4" Hex	4"	•
MRBD4	Bit Ratchet	1/4" Hex	4-1/2"	•
MRBD4F	Flexible Bit Ratchet	1/4" Hex	5"	•



BWS7B 7-PC. RATCHETING 1/4" HEX BIT SCREWDRIVER SET

- Three different angled ratcheting wrenches: flat, 65°, and 25° offsets
- Magnetic bit holder designed to fit any 1/4" hex bit

PRODUCT #	DESCRIPTION	SET
BWS7B	7-PC. Ratcheting 1/4" Hex Bit Screwdriver Set	
BWS7BF	1/4" Flat Fine Tooth Wrench	•
BWS7B0	1/4" Offset Fine Tooth Wrench	•
BWS7BR0	1/4" Reverse Offset Fine Tooth Wrench	•
BWS7B-670	#1 Phillips® Bit	•
BWS7B-671	#2 Phillips® Bit	•
BWS7B-674	6 - 8 Slotted 1/4" Bit	•
BWS7B-675	8 - 10 Slotted 9/32" Bit	•



SBW9K 9-PC. 1/4" HEX BIT FLEX SQUARE DRIVER SET

- Unique flex-square hinge design provides double offset at hinge
- 72-Tooth drive gear provides 5° arc swing
- Lightweight aluminum handle helps reduce fatigue
- 1/4" Hex Right-angle drive works great for those confined spaces

INCLUDES:

- (7) Bits: 1/8", 1/4", 5/16", P1, P2, P3, and T15
- (1) 1/4" Square Drive Adapter



Phillips® is a trademark of Phillips Screw Company | Pozidriv® is a trademark of Phillips Screw Company
Torx® is a trademark of Acument Intellectual Properties, LLC

GREAT TO WORK WITH™



RSD6425
RATCHETING 1/4" HEX BIT SCREWDRIVER

- Ratchet action with infinite settings

PRODUCT #	DESCRIPTION	SET
RSD6425	Ratcheting 1/4" Hex Bit Screwdriver	
RSD6425-30	Straight Slot Bit with Knob	•
RSD6425-33	#2 Phillips® Bit with Knob	•
RSD6425-60	Handle	•

MD5
**MAGNETIZER/
DEMAGNETIZER**

- Quickly magnetizes screwdriver and other tools
- Demagnetizes tools just as quickly



BD908-03
3-PC. 1/4" HEX BIT DRIVER SET

- Allows easy access in tight areas
- Heavy-duty mini driver uses 1/4" drive and generates substantial torque
- Slotted and Phillips® head bits




SS2M
STANDARD-SLOTTED MECHANICAL SCREW STARTER

- Releases and resets automatically
- Overall Length: 5-5/8" (142.9mm)



SSDE1
DOUBLE END SCREW STARTER

- Shock-resistant white nylon handle
- Overall Length: 9" (228.6mm)



GEN807SX



GEN807X




P120A

PRODUCT #	DESCRIPTION	BLADE WIDTH 1	BLADE WIDTH 1 (MM)	BLADE WIDTH 2	BLADE WIDTH 2 (MM)	OVERALL LENGTH	OVERALL LENGTH (MM)	POINT SIZE 1	POINT SIZE 2	TIP TYPE 1	TIP TYPE 2
GEN807SX	Combination Ratcheting Screwdriver	1/4"	6.4	-	-	4"	101.6	-	-	Slotted	Phillips®
GEN807X	Ratcheting Offset Screwdriver	-	-	-	-	4"	101.6	#1	#2	Phillips®	Phillips®
P120A	1-2 Phillips® Offset Screwdriver	-	-	-	-	4-5/6"	117.5	#1	#2	Phillips®	Phillips®



HEX AND TORX® KEYS

WRENCHES AND SETS



RBRT™ KEYS FEATURES:

- Rounded Bolt Removal Technology (RBRT™) designed to prevent the rounding of star fasteners
- Anti-slip dual-directional star driver is effective at removing compromised star fasteners
- S2 tool steel bars are precision machined for use on standard or compromised star fasteners
- Bi-directional: works for both loosening and tightening star fasteners
- Meets or exceeds ANSI specifications
- Single piece bar (through the T-Handle) for superior strength
- Ergonomic bi-material handle for better comfort and grip
- Hang hole for better storage
- Short end driver for high-torque applications, and long end for easy access in tight areas
- Zinc-oxide coating for superior rust resistance
- Large size markings for easy identification



SHKT9RBRT 9-PC. RBRT™ SAE HEX T-HANDLE SET

PRODUCT #	SIZE	SET
SHKT9RBRT	9-PC. RBRT™ SAE T-Handle Hex Set	
HKT2.5RBRT	5/64"	•
HKT3RBRT	3/32"	•
HKT4RBRT	1/8"	•
HKT5RBRT	5/32"	•
HKT6RBRT	3/16"	•
HKT7RBRT	7/32"	•
HKT8RBRT	1/4"	•
HKT10RBRT	5/16"	•
HKT12RBRT	3/8"	•



SHKT7RBRT 7-PC. RBRT™ TORX® T-HANDLE SET

PRODUCT #	SIZE	SET
SHKT7RBRT	7-PC. RBRT™ Torx® T-Handle Set	
HKT10RBRT	T10	•
HKT15RBRT	T15	•
HKT20RBRT	T20	•
HKT25RBRT	T25	•
HKT27RBRT	T27	•
HKT30RBRT	T30	•
HKT40RBRT	T40	•

SHKTM8RBRT 8-PC. RBRT™ METRIC HEX T-HANDLE SET

PRODUCT #	SIZE	SET
SHKTM8RBRT	8-PC. RBRT™ Metric Hex T-Handle Set	
HKT2MMRBRT	2mm	•
HKT2.5MMRBRT	2.5mm	•
HKT3MMRBRT	3mm	•
HKT4MMRBRT	4mm	•
HKT5MMRBRT	5mm	•
HKT6MMRBRT	6mm	•
HKT8MMRBRT	8mm	•
HKT10MMRBRT	10mm	•

Torx® is a trademark of Acument Intellectual Properties, LLC



HEX AND TORX® KEYS

RBRT™ WRENCHES AND SETS



SHKTB9RBRT

SHKTB9RBRT 9-PC. RBRT™ SAE BALL HEX T-HANDLE SET

PRODUCT #	SIZE	SET
SHKTB9RBRT	9-PC. RBRT™ SAE Ball Hex T-Handle Set	
HKTB2.5RBRT	5/64"	•
HKTB3RBRT	3/32"	•
HKTB4RBRT	1/8"	•
HKTB5RBRT	5/32"	•
HKTB6RBRT	3/16"	•
HKTB7RBRT	7/32"	•
HKTB8RBRT	1/4"	•
HKTB10RBRT	5/16"	•
HKTB12RBRT	3/8"	•


SHKTB8RBRT 8-PC. RBRT™ METRIC HEX T-HANDLE SET

PRODUCT #	SIZE	SET
SHKTB8RBRT	8-PC. RBRT™ Metric Hex T-Handle Set	
HKT2MMRBRT	2mm	•
HKT2.5MMRBRT	2.5mm	•
HKT3MMRBRT	3mm	•
HKT4MMRBRT	4mm	•
HKT5MMRBRT	5mm	•
HKT6MMRBRT	6mm	•
HKT8MMRBRT	8mm	•
HKT10MMRBRT	10mm	•



SHKL13RBRT 13-PC. RBRT™ SAE HEX L-KEY SET

PRODUCT #	SIZE	SET
SHKL13RBRT	13-PC. RBRT™ SAE Hex L-Key Set	
HKL3RBRT	.05"	•
HKL4RBRT	1/16"	•
HKL5RBRT	5/64"	•
HKL6RBRT	3/32"	•
HKL7RBRT	7/64"	•
HKL8RBRT	1/8"	•
HKL9RBRT	9/64"	•
HKL10RBRT	5/32"	•
HKL11RBRT	3/16"	•
HKL12RBRT	7/32"	•
HKL13RBRT	1/4"	•
HKL14RBRT	5/16"	•
HKL15RBRT	3/8"	•



SHKML9RBRT 9-PC. RBRT™ METRIC HEX L-KEY SET

PRODUCT #	SIZE	SET
SHKML9RBRT	9-PC. RBRT™ Metric Hex L-Key Set	
HKLM1.5RBRT	1.5mm	•
HKLM2RBRT	2mm	•
HKLM2.5RBRT	2.5mm	•
HKLM3RBRT	3mm	•
HKLM4RBRT	4mm	•
HKLM5RBRT	5mm	•
HKLM6RBRT	6mm	•
HKLM8RBRT	8mm	•
HKLM10RBRT	10mm	•



SHKL13APA
13-PC. SAE LONG ARM
HEX KEY WRENCH SETS
SHKML9APA
9-PC. METRIC LONG ARM
HEX KEY WRENCH SETS

HEX KEY WRENCH FEATURES:

- Chamfered tips for faster insertion and full tool engagement in the screw head
- Made with Protanium® steel which is heat-treated for up to 20% more strength and twice the durability over standard grades of steel



SHK18ABA
SAE SHORT ARM HEX
KEY WRENCH SETS



SHKM15ABA
15-PC. METRIC SHORT ARM
HEX KEY WRENCH SET

PRODUCT #	SIZE	OVERALL LENGTH IN. / MM	SET
SHKL13APA	13-PC. SAE Long Arm Hex Key Set with Case		
HKL3B	3/64"	2-13/16" / 72	•
HKL4B	1/16"	3-1/16" / 77.8	•
HKL5B	5/64"	3-3/16" / 81	•
HKL6B	3/32"	3-3/8" / 85.7	•
HKL7B	7/64"	3-1/2" / 88.9	•
HKL8B	1/8"	3-3/4" / 95.3	•
HKL9B	9/64"	3-7/8" / 98.4	•
HKL10B	5/32"	4-1/8" / 104.8	•
HKL11B	3/16"	4-1/2" / 114.3	•
HKL12B	7/32"	4-7/8" / 123.8	•
HKL13B	1/4"	5-1/4" / 133.4	•
HKL14B	5/16"	6" / 152.4	•
HKL15B	3/8"	6-3/4" / 171.5	•
HKL16B	7/16"	7-1/2" / 190.5	•
HKL17B	1/2"	8-1/4" / 209.6	•

PRODUCT #	SIZE	OVERALL LENGTH IN. / MM	SET
SHKML9APA	9-PC. Metric Long Arm Hex Key Set with Case		
HKLM1.5B	1.5mm	3" / 76.2	•
HKLM2B	2mm	3-1/8" / 79.4	•
HKLM2.5B	2.5mm	3-1/2" / 88.9	•
HKLM3B	3mm	4" / 101.6	•
HKLM4B	4mm	4-1/8" / 104.8	•
HKLM5B	5mm	4-1/2" / 114.3	•
HKLM6B	6mm	5-1/2" / 139.7	•
HKLM8B	8mm	6-1/4" / 158.8	•
HKLM10B	10mm	6-3/4" / 171.5	•
HKLM12B	12mm	8-3/8" / 212.7	•

PRODUCT #	SIZE	OVERALL LENGTH IN. / MM	SET
SHK18ABA	18-PC. SAE Short Arm Hex Key Wrench Set in Metal Box		
SHK15ABA	15-PC. SAE Short Arm Hex Key Wrench Set in Metal Box		
SHK15APA	15-PC. SAE Short Arm Hex Key Wrench Set in Pouch		
HK1B	0.028"	1-1/4" / 31.8	• • •
HK2B	0.035"	1-3/8" / 34.9	• • •
HK3B	0.050"	1-3/4" / 44.5	• • •
HK4B	1/16"	1-3/4" / 44.5	• • •
HK5B	5/64"	1-7/8" / 47.6	• • •
HK6B	3/32"	2" / 50.8	• • •
HK7B	7/64"	2-1/8" / 54	• • •
HK8B	1/8"	2-1/4" / 57.2	• • •
HK9B	9/64"	2-3/8" / 60.3	• • •
HK10B	5/32"	2-1/2" / 63.5	• • •
HK11B	3/16"	2-3/4" / 69.9	• • •
HK12B	7/32"	3" / 76.2	• • •
HK13B	1/4"	3-1/4" / 82.6	• • •
HK14B	5/16"	3-3/4" / 95.3	• • •
HK15B	3/8"	4-1/4" / 108	• • •
HK16B	7/16"	4-3/4" / 120.7	• • •
HK17B	1/2"	5-1/4" / 133.4	• • •
HK18B	9/16"	5-3/4" / 146.1	• • •
HK19B	5/8"	6-1/4" / 158.8	• • •

PRODUCT #	SIZE	OVERALL LENGTH IN. / MM	SET
SHKM15ABA	15-PC. Metric Short Arm Hex Key Wrench Set in Metal Box		
SHKM9APA	9-PC. Metric Short Arm Hex Key Wrench Set in Pouch		
HKM.7B	0.7	1-1/4" / 31.8	• • •
HKM.9B	0.9	1-3/8" / 34.9	• • •
HKM1.3B	1.3	1-3/4" / 44.5	• • •
HKM1.5B	1.5	1-3/4" / 44.5	• • •
HKM2B	2	2" / 50.8	• • •
HKM2.5B	2.5	2-1/4" / 57.15	• • •
HKM3B	3	2-1/2" / 63.5	• • •
HKM4B	4	2-3/4" / 69.85	• • •
HKM5B	5	3-1/8" / 79.38	• • •
HKM6B	6	3-1/2" / 88.9	• • •
HKM8B	8	4" / 101.6	• • •
HKM10B	10	4-3/8" / 111.13	• • •
HKM12B	12	4-7/8" / 123.83	• • •
HKM14B	14	5-1/2" / 139.7	• • •
HKM17B	17	6-1/4" / 158.75	• • •
HKM19B	19	7" / 177.8	• • •

Torx® is a trademark of Acument Intellectual Properties, LLC



HEX AND TORX® KEYS

WRENCHES AND SETS



STKL6PA 8-PC. LONG ARM TORX® KEY SET WITH CASE

- Size stamped on each part
- Two working ends with short and long shank for versatility

PRODUCT #	SIZE	OVERALL LENGTH IN. / MM	SET
STKL6PA	8-PC. Long Arm Torx® Key Set with Case		
TKLT9	T9	3" / 76.2	•
TKLT10	T10	3-1/4" / 82.6	•
TKLT15	T15	3-1/2" / 88.9	•
TKLT20	T20	3-3/4" / 95.3	•
TKLT25	T25	4" / 101.6	•
TKLT27	T27	4-3/8" / 111.1	•
TKLT30	T30	4-3/4" / 120.7	•
TKLT40	T40	5-1/8" / 130.2	•



STK10PA 10-PC. SHORT ARM TORX® KEY SET

- Size stamped on each part
- Two working ends with short and long shank for versatility

PRODUCT #	SIZE	OVERALL LENGTH IN. / MM	SET
STK10PA	10-PC. Short Arm Torx® Key Set in Plastic Pouch		
TK7A	T7	1-15/16" / 49.2	
TK8A	T8	2" / 50.8	
TK9A	T9	2" / 50.8	
TK10A	T10	2-1/8" / 54	•
TK15A	T15	2-1/4" / 57.2	•
TK20A	T20	2-7/16" / 61.9	•
TK25A	T25	2-9/16" / 65.1	•
TK27A	T27	2-11/16" / 68.3	•
TK30A	T30	2-15/16" / 74.6	•
TK40A	T40	3-1/4" / 82.6	•
TK45A	T45	3-9/16" / 90.5	•
TK50A	T50	4-1/8" / 104.8	•
TK55A	T55	4-11/16" / 119.1	•



GREAT TO WORK WITH™



CHROME HEX KEY AND TORX® KEY SETS

- Pivot-head hex and Torx® wrenches allow user to pivot around obstacles without removing tool from socket
- Heat-treated high quality industrial tool steel
- Long handles for extra reach



Torx® is a trademark of Acument Intellectual Properties, LLC

PRODUCT #	SIZE	OVERALL LENGTH IN. / MM	SET
SHK5WR	5-PC Hex Wrench Set 3/16-3/8		
HK11WR	3/16"	4.6 / 118	•
HK12WR	7/32"	4.8 / 123	•
HK13WR	1/4"	5.4 / 138	•
HK14WR	5/16"	6.4 / 162	•
HK15WR	3/8"	7 / 177	•

PRODUCT #	SIZE	OVERALL LENGTH IN. / MM	SET
SHKM5WR	5-PC Hex Wrench Set 4-10mm		
HKM17WR	4mm	4.2 / 107	•
HKM19WR	5mm	4.8 / 121	•
HKM2.5WR	6mm	5.5 / 140	•
HKM2WR	8mm	6.4 / 162	•
HKM3WR	10mm	7.1 / 180	•

PRODUCT #	SIZE	OVERALL LENGTH IN. / MM	SET
SHKT7WR	7-PC Torx® Wrench Set T20-T50		
TK20WR	T-20	3.6 / 92	•
TK25WR	T-25	3.6 / 92	•
TK27WR	T-27	3.6 / 92	•
TK30WR	T-30	3.6 / 92	•
TK40WR	T-40	4.2 / 107	•
TK45WR	T-45	4.9 / 124	•
TK50WR	T-50	4.9 / 124	•



HEX AND TORX® KEYS

WRENCHES AND SETS



SHKSMF34

34-PC. SAE AND METRIC HEX SET

- Keys can be inserted in a socket screw at up to a 20° angle without binding
- Ergonomic design comfortable grip
- Composite handle
- Extra torque 8650 chrome nickel alloy steel
- Finished set to resist rust

PRODUCT #	SIZE	OVERALL LENGTH IN. / MM	SET	PRODUCT #	SIZE	OVERALL LENGTH IN. / MM	SET
SHKSMF34	34-PC. SAE and Metric Hex Set			SHKSMF34	34-PC. SAE and Metric Hex Set		
HKS0EA	0.05"	3-1/4" / 82.6	•	HKS14EA	5/16"	6-1/2" / 165.1	•
HKS1EA	1/16"	3-1/4" / 82.6	•	HKS15EA	3/8"	7" / 177.8	•
HKS2EA	5/64"	3-1/4" / 82.6	•	HKS1.5MMEA	1.5mm	3-1/4" / 82.6	•
HKS2.2EA	3/32"	3-1/2" / 88.9	•	HKS2MMEA	2mm	3-1/4" / 82.6	•
HKS7EA	7/64"	3-5/8" / 92.1	•	HKS2.5MMEA	2.5mm	3-1/2" / 88.9	•
HKS8EA	1/8"	3-7/8" / 98.4	•	HKS3MMEA	3mm	4" / 101.6	•
HKS9EA	9/64"	4" / 101.6	•	HKS4MMEA	4mm	4-1/4" / 108	•
HKS10EA	5/32"	4-1/4" / 108	•	HKS5MMEA	5mm	4-7/8" / 123.8	•
HKS11EA	3/16"	4-3/4" / 120.7	•	HKS6MMEA	6mm	5-1/2" / 139.7	•
HKS12EA	7/32"	4-7/8" / 123.8	•	HKS8MMEA	8mm	6-1/2" / 165.1	•
HKS13WA	1/4"	5" / 127	•	HKS10MMEA	10mm	7" / 177.8	•

FOLD-UP HEX AND TORX® KEY SETS

- Ergonomic design comfortable grip
- Composite handle
- Extra torque 8650 chrome nickel alloy steel
- Finished set to resist rust



SHK5 5-PC. FOLD UP HEX KEY SET

- 3/16" - 3/8"

SHK9 9-PC. FOLD UP HEX KEY SET

- 0.050" - 3/16"

SHKTX8 8-PC. FOLD UP TORX SET

- T9 - T40

SHKM6 6-PC. FOLD UP HEX KEY SET

- 3mm - 10mm

SHKM7 7-PC. FOLD UP HEX KEY SET

- 1.5mm - 6mm



PRO-HOLD® KEYS

PRO-HOLD® HEX BITS AND SETS

- Bit fits standard six-point sockets
- Suitable for use with impact sockets
- Chamfered tool tips eliminate burrs and help tools seat in screw head
- Sharp corners transfer more torque to the screw and reduce stripping
- Precision machined for ease of use and superior fit



SHKPH92
9-PC. SAE PROHOLD®
HEX BIT SET - 2"

SHKMPH92
9-PC. METRIC PROHOLD®
HEX BIT SET - 2"

SHKPH56
6-PC. SAE PROHOLD®
HEX BIT SET - 6"

SHKMPH66
6-PC. METRIC PROHOLD®
HEX BIT SET - 6"

PRODUCT #	SIZE MM	OVERALL LENGTH IN. / MM	SET
SHKMPH66	Metric Prohold® Hex Bit Set 6-PC. 6"		
SHKMPH92	Metric Prohold® Hex Bit Set 9-PC. 2"		
HKMPH46	4	6" / 152.4	•
HKMPH56	5	6" / 152.4	•
HKMPH66	6	6" / 152.4	•
HKMPH76	7	6" / 152.4	•
HKMPH86	8	6" / 152.4	•
HKMPH106	10	6" / 152.4	•
HKMPH42	4	2" / 50.8	•
HKMPH52	5	2" / 50.8	•
HKMPH62	6	2" / 50.8	•
HKMPH72	7	2" / 50.8	•
HKMPH82	8	2" / 50.8	•
HKMPH102	10	2" / 50.8	•
HKMPH122	12	2" / 50.8	•
HKMPH142	14	2" / 50.8	•
HKMPH172	17	2" / 50.8	•

PRODUCT #	SIZE MM	OVERALL LENGTH IN. / MM	SET
SHKPH56	SAE Prohold® Hex Bit Sets 5-PC. 6"		
SHKPH92	SAE Prohold® Hex Bit Sets 9-PC. 2"		
HKPH206	5/16"	6" / 152.4	•
HKPH246	3/8"	6" / 152.4	•
HKPH326	1/2"	6" / 152.4	•
HKPH366	9/16"	6" / 152.4	•
HKPH406	5/8"	6" / 152.4	•
HKPH102	5/32"	2" / 50.8	•
HKPH122	3/16"	2" / 50.8	•
HKPH142	7/32"	2" / 50.8	•
HKPH162	1/4"	2" / 50.8	•
HKPH202	5/16"	2" / 50.8	•
HKPH242	3/8"	2" / 50.8	•
HKPH322	1/2"	2" / 50.8	•
HKPH362	9/16"	2" / 50.8	•
HKPH402	5/8"	2" / 50.8	•



HEX AND TORX® KEYS

SPEED HEX AND L-KEY WRENCHES AND SETS

SPEED HEX KEY SETS

- Lighter inside radius than standard hex keys
- This one tool works in regular as well as tight clearance applications
- Ball-end of tools work up to a 25° angle
- World's best corrosion protection - ProGuard™ Dry Surface Technology
- Chamfered tool tips



SHKSM15C



SHKS13C



SHKSM9C

PRODUCT #	SIZE	OVERALL LENGTH IN. / MM	SET
SHKSM15C	15-PC. Metric Ball-end L-Wrench Set		
SHKS13C	13-PC. SAE Speed Hex Key Set with Case		
SHKSM9C	9-PC. Metric Speed Hex Key Set with Case		
HKS0EA	0.050"	3-1/4" / 82.6	•
HKS1EA	1/16"	3-1/4" / 82.6	•
HKS2EA	5/64"	3-1/4" / 82.6	•
HKS2.2EA	3/32"	3-1/2" / 88.9	•
HKS7EA	7/64"	3-5/8" / 92.1	•
HKS8EA	1/8"	3-7/8" / 98.4	•
HKS9EA	9/64"	4" / 101.6	•
HKS10EA	5/32"	4-1/4" / 108	•
HKS11EA	3/16"	4-3/4" / 120.7	•
HKS12EA	7/32"	4-7/8" / 123.8	•
HKS13EA	1/4"	5" / 127	•
HKS14EA	5/16"	6-1/2" / 165.1	•
HKS15EA	3/8"	7" / 177.8	•
HKS1.27MMEA	1.27	2.8" / 72	•
HKS1.5MMEA	1.5	3" / 77	•
HKS2.0MMEA	2	3.2" / 82	•
HKS2.5MMEA	2.5	3.5" / 88	•
HKS3MMEA	3	3.9" / 98	•
HKS3.5MMEA	3.5	3.9" / 100	•
HKS4MMEA	4	4.3" / 110	•
HKS4.5MMEA	4.5	4.5" / 114	•
HKS5MMEA	5	4.7" / 119	•
HKS5.5MMEA	5.5	4.9" / 124	•
HKS6MMEA	6	5.5" / 139	•
HKS7MMEA	7	5.5" / 140	•
HKS8MMEA	8	6" / 152	•
HKS9MMEA	9	6.2" / 159	•
HKS10MMEA	10	6.7" / 171	•



GREAT TO WORK WITH™



SHKL13SB
13-PC. SAE

SHKML9SB
9-PC. METRIC

STUBBY BALL L-KEY SETS

- Lighter inside radius than standard hex keys
- This one tool works in regular as well as tight clearance applications
- Ball-end of tools work up to a 25° angle
- Chamfered tool tips
- World's best corrosion protection - ProGuard® Dry Surface Technology



SHKL13PH
13-PC. SAE

SHKML9PH
9-PC. METRIC

PROHOLD® BALL L-KEY SETS

- Prohold® screw holding technology
- Non-metallic button located on flat of tool
- Superior Ball-end strength and working angle (Ball-end tools)
- Ball-end of tools work up to a 25° angle
- Chamfered tool tips
- Non-magnetic technology



SHKTT7PT
7-PC. T-HANDLE TORX® KEY SET

- Comfortable, bi-material handle provides a non-slip grip
- Each size T-handle includes Torx® (short shaft) and tamper-proof Torx® (long shaft) tips

PRODUCT #	SIZE MM	OVERALL LENGTH IN. / MM	
SHKL13SB	13-PC SAE Prohold® Stubby Ball L-Key Set		
HK10SB	5/32"	4-7/32" / 107	•
HK12SB	3/16"	4-1/2" / 114	•
HK14SB	7/32"	4-7/8" / 124	•
HK16SB	1/4"	5-1/4" / 133	•
HK20SB	5/16"	6" / 152	•
HK24SB	3/8"	6-3/4" / 171	•
HK3SB	0.050"	2-27/32" / 72	•
HK4SB	1/16"	3" / 76	•
HK5SB	5/64"	3-3/16" / 81	•
HK6SB	3/32"	3-3/8" / 86	•
HK8SB	1/8"	3-3/4" / 95	•
HK9SB	9/64"	3-31/32" / 101	•

PRODUCT #	SIZE MM	OVERALL LENGTH IN. / MM	SET
SHKML9SB	9-PC Metric Prohold® Stubby Ball L-Key Set		
HKM1.5SB	1.5	3-1/32" / 77	•
HKM2SB	2	3-7/32" / 82	•
HKM2.5SB	2.5	3-15/32" / 88	•
HKM3SB	3	3-27/32" / 98	•
HKM4SB	4	4-5/16" / 110	•
HKM5SB	5	4-11/16" / 119	•
HKM6SB	6	5-15/32" / 139	•
HKM8SB	8	6" / 152	•
HKM10SB	10	6-3/4" / 171	•

PRODUCT #	SIZE	OVERALL LENGTH IN. / MM	SET
SHKTT7PT	7-PC. T-Handle Torx® Key Set		
HKTT10A	T10	5-1/2" / 139.7	•
HKTT15A	T15	5-27/32" / 149.6	•
HKTT20A	T20	5-27/32" / 149.6	•
HKTT25A	T25	7-7/8" / 200	•
HKTT27A	T27	7-7/8" / 200	•
HKTT30A	T30	7-7/8" / 200	•
HKTT40A	T40	9-27/32" / 250	•

Torx® is a trademark of Acument Intellectual Properties, LLC



CUTTING AND SCRAPING

MACSIMIZER™ FILES AND SETS



SCMF4KB 4-PC. MACSIMIZER™ COMBINATION FILE SET

PRODUCT #	DESCRIPTION	SET
SCMF4KB	4-PC. Macsimizer™ Combination File Set	
MHRF8	▲ 8" Half Round File, Medium Handle	•
MF2	— 9-1/2" Bastard File	•
MF3	■ Three Square File	•
MF4R	● 9/32" Diameter Round File	•



SMMF6 6-PC. MACSIMIZER™ MINI COMBINATION FILE SET

PRODUCT #	DESCRIPTION	SET
SMMF6	6-PC. Macsimizer™ Mini Combination File Set	
MMF1	— Mini Handle File	•
MMF2	● Mini Warding File	•
MMF3	▲ Mini Half Round File	•
MMF4	■ Mini Square File	•
MMF5	● Mini Round File	•
MMF6	▲ Mini Slim Taper Triangular File	•

MACSIMIZER™ FILE SETS

- Tri-lobal ergonomic design handle with thermal plastic elastomer over-mold to ensure firm grip
- Resistant to acid, fluids, and solvents
- Carbon tool steel with rust preventative coating



SMRF4KB 4-PC. MACSIMIZER™ ROUND FILE SET

PRODUCT #	DESCRIPTION	SET
SMRF4KB	4-PC. Macsimizer™ Round File Set	
SMRF6	● 6" Round File, Medium Handle	•
SMRF8	● 8" Round File, Medium Handle	•
SMRF10	● 10" Round File, Medium Handle	•
SMRF12	● 12" Round File, Large Handle	•



SMF4KB 4-PC. MACSIMIZER™ MILL FILE SET

PRODUCT #	DESCRIPTION	SET
SMF4KB	4-PC. Macsimizer™ Mill File Set	
MF6B	— 6" Mill File, Medium Handle	•
MF8B	— 8" Mill File, Medium Handle	•
MF10B	— 10" Mill File, Medium Handle	•
MF12B	— 12" Mill File, Large Handle	•



COMFORT-GRIP™ FILES AND SETS



SCF4AK
4-PC. COMFORT-GRIP™
COMBINATION FILE SET

PRODUCT #	DESCRIPTION	FILE DIMENSIONS IN. / MM	OVERALL LENGTH IN. / MM	SET
SCF4AK	4-PC. Comfort-Grip™ Combination File Set			
HRF8A	Half Round Bastard File	8" x 7/32" / 203.2 x 5.6	12-1/2" / 317.5	•
MF8A	Mill Bastard File	8" x 9/64" / 203.2 x 3.6	12-1/2" / 317.5	•
RF8A	Round Bastard File	8" x 5/16" / 203.2 x 7.9	12-1/2" / 317.5	•
SF8A	Square Bastard File	8" x 5/16" / 203.2 x 7.9	12-1/2" / 317.5	•



SMF6A
6-PC. COMFORT-GRIP™ MINI
COMBINATION FILE SET

PRODUCT #	DESCRIPTION	FILE DIMENSIONS IN. / MM	OVERALL LENGTH IN. / MM	SET
SMF6A	6-PC. Comfort-Grip™ Mini Combination File Set			
MF1A	Mini Half Round Bastard File	4" x 1/8" / 101.6 x 3.2	6-5/8" / 168.3	•
MF2A	Mini Mill Bastard File	4" x 3/32" / 101.6 x 2.4	6-5/8" / 168.3	•
MF3A	Mini Flat Bastard File	4" x 3/32" / 101.6 x 2.4	6-5/8" / 168.3	•
MF4A	Mini Extra Slim Taper File	4" x 5/32" / 101.6 x 4	6-5/8" / 168.3	•
MF6A	Round Bastard File	4" x 3/16" / 101.6 x 4.8	6-5/8" / 168.3	•
MF5A	Square Bastard File	4" x 5/32" / 101.6 x 4	6-5/8" / 168.3	•



CUTTING AND SCRAPING PICKS, SCRAPERS, AND SETS



The tools on this page have been PROUDLY MADE IN THE USA with global components.



PSL5DG

PSL21DG

PSL22DG

PSL23DG

PSL24DG

PSL25DG



PSR7DO

RADP100

RADP200

RADP300

RADP400

RADP600

RADP500

SWL7000



PSF5DR

PS21DR

PS24DR

PS29DR

PS31DR

SP29DR

PSM4DG

PSM21DG

PSM24DG

PSM22DG

PSM23DG



PSML4DR

PSML21DR


PSML24DR

PSML22DR

PSML23DR

PRODUCT #	DESCRIPTION	BAR LENGTH IN. / MM	OVERALL LENGTH IN. / MM	SET
PS160 (R,G,O)	16-PC. Mac-Grip™ Pick Set (Red, Green, Orange)			
PSR70 (R,G,O)	7-PC. Mac-Grip™ Radiator Pick Set (Red, Green, Orange)			
PSL50 (R,G,O)	5-PC. Mac-Grip™ Long Pick Set (Red, Green, Orange)			
PSF50 (R,G,O)	5-PC. Mac-Grip™ Pick Set (Red, Green, Orange)			
PSM40 (R,G,O)	4-PC. Mac-Grip™ Mini Pick Set (Red, Green, Orange)			
PSML40 (R,G,O)	4-PC. Mac-Grip™ Long Mini Pick Set (Red, Green, Orange)			
PS210 (R,G,O)	Straight Pick	6" / 152.4	10-1/2" / 266.7	•
PS240 (R,G,O)	Hook Pick	6" / 152.4	10-1/2" / 266.7	•
PS290 (R,G,O)	90° Pick	6" / 152.4	10-1/2" / 266.7	•
PS310 (R,G,O)	Dual Angle Pick	6" / 152.4	10-1/2" / 266.7	•
PSL210 (R,G,O)	Long Straight Pick	10" / 254	14-1/2" / 368.3	•
PSL220 (R,G,O)	Long 90° Pick	10" / 254	14-1/2" / 368.3	•
PSL230 (R,G,O)	Long Compound Bend	10" / 254	14-1/2" / 368.3	•
PSL240 (R,G,O)	Long Hook Pick	10" / 254	14-1/2" / 368.3	•
PSL250 (R,G,O)	Long Offset Pick	10" / 254	14-1/2" / 368.3	•
PSM210 (R,G,O)	Miniature Straight Pick	3" / 76	6.3" / 160	•
PSM220 (R,G,O)	Miniature 90° Bent Pick	3" / 76	6.3" / 160	•
PSM230 (R,G,O)	Miniature Compound Bend Pick	3" / 76	6.3" / 160	•
PSM240 (R,G,O)	Miniature Hook Pick	3" / 76	6.3" / 160	•
PSML210 (R,G,O)	Miniature Long Straight Pick	6" / 152.4	6.3" / 160	•
PSML220 (R,G,O)	Miniature Long 90° Bent Pick	6" / 152.4	6.3" / 160	•
PSML230 (R,G,O)	Mini Long Compound Bend Pick	6" / 152.4	6.3" / 160	•
PSML240 (R,G,O)	Miniature Long Hook Pick	6" / 152.4	6.3" / 160	•
RADP10 (R,G,O)	Hose And Clamp Pick	6" / 152.4	10-1/2" / 266.7	•
RADP20 (R,G,O)	Hose Puller	6" / 152.4	10-1/2" / 266.7	•
RADP30 (R,G,O)	Offset Hose Pick	6" / 152.4	10-1/2" / 266.7	•
RADP40 (R,G,O)	Long Reverse Offset Hose Pick	10" / 254	14-1/2" / 368.3	•
RADP50 (R,G,O)	Long Bent Offset Hose Pick	10" / 254	14-1/2" / 368.3	•
RADP60 (R,G,O)	Long Offset Hose Pick	10" / 254	14-1/2" / 368.3	•
SP290 (R,G,O)	Cotter Pin Puller	6" / 152.4	10-1/2" / 266.7	•
SWL700 (R,G,O)	90° Pick And Hook	5" / 127	10-1/2" / 266.7	•





CHP4LT
**4-PC. LED LIGHTED
HOOK AND PICK SET**

- Durable carbon polished heat-treated steel hook, 90°, straight and complex picks
- Ergonomic composite handle with on/off button
- High intensity LED light illuminates working end

CHP4LT2 - 90° HOOK PICK

CHP4LT4 - COMPLEX PICK

CHP4LT1 - HOOK PICK

CHP4LT3 - STRAIGHT PICK

SRT4
4-PC. SEAL REMOVER SET

- (1) 5-1/2" Contoured Tip Tool
- (1) 8-1/2" Contoured Tip Tool
- (1) 5-1/2" Spoon Tip Tool
- (1) 8-1/2" Spoon Tip Tool



5-1/2" CONTOURED TIP TOOL

5-1/2" SPOON TIP TOOL

8-1/2" CONTOURED TIP TOOL

8-1/2" SPOON TIP TOOL



CUTTING AND SCRAPING

PICKS, SCRAPERS, AND SETS



SS4A



SS3A



PS4SA

PRODUCT #	DESCRIPTION	BAR LENGTH IN. / MM	OVERALL LENGTH IN. / MM	SET
PS4SA	4-PC. Pick Set with Comfort-Grip™ Handles in Plastic Tray			
SS4A	4-PC. Utility Tool Set with Comfort-Grip™ Handles			
SS3A	3-PC. Scraper Set with Comfort-Grip™ Handles			
SP10B	1/2" Carbon Scraper	5-9/16" / 141.3	10" / 254	•
SP16B	Long Blade Scraper	7-1/4" / 184.2	11-3/4" / 298.4	• •
SP29B	Cotter Key Puller	4-7/16" / 112.7	8-1/2" / 215.9	•
SP8BA	Short Blade Scraper	3-11/16" / 93.7	8" / 203.2	• •
SA3P	Scratch Awl	-	8-1/2" / 215.9	
SW70B	Pick and Hook	2-13/16" / 71.4	7" / 177.8	•
PS21A	Straight Pick	2-13/16" / 71.4	5-7/8" / 149.2	•
PS22A	90° Pick	2-13/16" / 71.4	5-7/8" / 149.2	•
PS23A	Offset Pick	2-13/16" / 71.4	5-7/8" / 149.2	•
PS24A	Hook Pick	2-13/16" / 71.4	5-7/8" / 149.2	•



CSTSS4


CSTSS4G




CSTSS4O

CSTSS4(G,O) **4-PC. STRIKABLE SCRAPER SET**

PRODUCT #	DESCRIPTION	SET
CSTSS4	4-PC. Strikable Scraper Set - Red	
CSTSS4G	4-PC. Strikable Scraper Set - Green	
CSTSS4O	4-PC. Strikable Scraper Set - Orange	
CSTSO5(G,O)	Strikable Scraper 1/2"	• • •
CSTSO7(G,O)	Strikable Scraper 3/4"	• • •
CSTS1.0(G,O)	Strikable Scraper 1"	• • •
CSTS1.5(G,O)	Strikable Scraper 1-1/2"	• • •



PRODUCT #	DESCRIPTION	BAR LENGTH IN. / MM	OVERALL LENGTH IN. / MM	SET	
PSCHP6L	6-PC. Hook and Pick Set				
PSCHP4L	4-PC. Hook and Pick Set				
PSCHPLE	Hook Pick	6" / 152.4	9-3/4" / 247.7	•	•
PSCHPLE-R	Hook Pick	6" / 152.4	6-3/4" / 171.5		
PSCHPLF	90° Pick	6" / 152.4	9-3/4" / 247.7	•	•
PSCHPLF-R	90° Pick	6" / 152.4	6-3/4" / 171.5		
PSCHPLG	Straight Pick	6" / 152.4	9-3/4" / 247.7	•	•
PSCHPLG-R	Straight Pick	6" / 152.4	6-3/4" / 171.5		
PSCHPLH	Complex Pick	6" / 152.4	9-3/4" / 247.7	•	•
PSCHPLH-R	Complex Pick	6" / 152.4	6-3/4" / 171.5		
PSPHPLI	Combination Pick	6" / 152.4	9-3/4" / 247.7		•
PSPHPLJ	Double Angle Pick	6" / 152.4	9-3/4" / 247.7		•



S300A
DOUBLE POINTED
SCRIBER

S300A-1 (NOT SHOWN)
STRAIGHT REPLACEMENT PICK

S300A-2 (NOT SHOWN)
90° REPLACEMENT PICK

- Straight and 90° angle point
- High-carbon steel replaceable points
- Sure grip with knurled handle
- Overall Length: 9" (228.6mm)



S301
POCKET SCRIBER WITH
MAGNETIC PICK-UP

- Retractable tip with magnetic end
- Locks into position with a twist-off cover
- Tungsten carbide tip leaves clear mark
- Overall Length: 5-7/16" (138.1mm)



PS4WA
FOUR-WAY PICK SET
IN VINYL POUCH

- Knurled aluminum sure-grip handle
- Four knurled, tempered steel picks
- Corkscrew style "O" tip for removing O-rings

PRODUCT #	DESCRIPTION	OVERALL LENGTH IN. / MM	SET
PS4WA	Four-Way Pick Set in Vinyl Pouch		
PS4WA-1	Handle	5 x 5/16" / 7.9 x 127	•
PS4WA-2	Angle Pick	3-1/2" / 88.9	•
PS4WA-3	Round Pick	3-1/2" / 88.9	•
PS4WA-4	O-Ring Pick	3-1/2" / 88.9	•
PS4WA-5	Straight Pick	3-1/2" / 88.9	•



CUTTING AND SCRAPING

TWEEZERS



ET8041 6" MANTUS TWEezer PLIERS

- Interlocking serrated gripping tips
- Grips wires, gaskets, tubes, tools, terminals and more

ET8100 14" MANTUS TWEezer PLIERS

- Precise interlocking jaws for strong grip
- Slim profile design for reaching tight access areas



TZ05600 7-PC. TWEezer SET IN VINYL ZIPPERED POUCH

- All stainless steel construction

PRODUCT #	DESCRIPTION	OVERALL LENGTH IN. / MM	SET
TZ05600	7-PC. Tweezer Set in Pouch		
TZ05601	Self-Closing Heat-Resistant Tweezer	6" / 152.4	•
TZ05602	Sharp Pointed Utility Tweezer	7" / 177.8	•
TZ05603	Weighted Solder Tweezer	6" / 152.4	•
TZ05604	Slide Locking Tweezer	6" / 152.4	•
TZ05605	Curved Head Utility Tweezer	6-3/4" / 171.5	•
TZ05607	Spade Pointed Tweezer	4-1/2" / 114.3	•
TZ05612	Pointed Tweezer	4-3/8" / 111.1	•

PUTTY KNIVES AND SCRAPERS



PUTTY KNIVES

- Finest high-carbon steel, each piece individually hardened, tempered, precision-ground, and mirror-finished
- Durable nylon handle resistant to common paint thinners
- Large grommet hole for hanging
- One-piece blade construction

PRODUCT #	BLADE WIDTH IN. / MM	OVERALL LENGTH IN. / MM
PK1A	1-1/2" / 38.1	7-1/2" / 190.5
PK2A	1-5/16" / 33.3	7-1/2" / 190.5



PKEG3PTB 3-PC. STAINLESS STEEL FLEXIBLE PUTTY KNIFE SET

- Tapered stainless steel blades
- Heavy-duty polished blade with crisp edges
- Comfortable bi-material grips for ergonomic design and comfort

PRODUCT #	DESCRIPTION	SIZE	SET
PKEG3PTB	3-PC. Stainless Steel Putty Knife Set		
PKEG1B	Narrow Putty Knife	1-19/64"	•
PKEG2B	Putty Knife	2"	•
PKEG3B	Wide Putty Knife	3"	•



PKES3PTB 3-PC. STRIKE-THROUGH STAINLESS STEEL SCRAPERS

- Strike-Through capped end allows user to strike with a hammer
- Heavy-duty polished blade with crisp edges
- Comfortable bi-material grips for ergonomic design and comfort

PRODUCT #	DESCRIPTION	SIZE	SET
PKES3PTB	3-PC. Stainless Steel Scraper Set		
PKES1B	Scraper	1-19/64"	•
PKES2B	Wide Scraper	2"	•
PKESB1B	Bent Scraper	1-19/64"	•



RAZOR BLADE SCRAPERS



SS10
NEON MINI RAZOR
BLADE SCRAPER

OPTIONAL COLORS:
(Y) Yellow (G) Green
(R) Red (P) Purple




MS400B
4" MINI SCRAPER

- Accommodates standard, single-edge razor blades (steel or plastic)
- Angled head



MS600A
6" SCRAPER

- Quick and easy blade exchange
- Accommodates standard single edge razor blades (steel or plastic)



SS1200
11" EXTENDED
SCRAPER

- Comes with five stainless steel blades and a plastic blade
- Knurled, slotted thumbscrew
- Hollow handle stores all blades



MS3000
3-PC. SCRAPER SET

- Set of three scrapers: 13", 8", and 4"
- Five extra blades
- Durable carrying case



11-515
100-PC. SINGLE EDGE
RAZOR BLADES

- Single edge reinforced back
- Fits most standard knives and scrapers



11-921A
100-PC. UTILITY
KNIFE BLADES

- High visibility see-through blade dispenser allows you to see the remaining blades



CUTTING AND SCRAPING

NYLON AND WIRE BRUSHES



PB1000 NYLON PARTS BRUSH FOR USE WITH MINERAL SPIRITS

- Nylon filaments designed for use with mineral spirit solvents
- Completely non-metallic, safe in the presence of electricity with a non-slip grip
- Guaranteed not to mushroom



93AP HAND SCRATCH BRUSH WITH CURVED POLY HANDLE

93AW HAND SCRATCH BRUSH WITH WOOD HANDLE

- For general cleaning in plating and metal finishing industries
- Stainless steel wire bristles:
 - 1-3/8" long - 1/2" trim length
- 3 x 7 Brush rows
- Overall Length: 7-1/8"



BA5KA 5-PC. ELECTRIFIX BRUSH KIT

- Five specially contoured tools for cleaning electrical connectors
- Designed to remove corrosion and oxidation
- Ring holds bullet connector cleaner, fuse holder cleaner, lamp socket grounds, inside lamp sockets and small male connectors, and general purpose cleaner



IPA8080 STAINLESS STEEL



IPA8081 BRASS

TWISTED WIRE BORE BRUSHES

- Durable, abrasive, 6-PC. bore brush set features the most common sizes for cleaning tubes, ports, bearings, and other general wire brush applications
- **IPA8080**: Stainless steel twisted wire gives it extra strength to increase cleaning action
- **IPA8081**: Brass twisted wire brushes for more delicate cleaning, avoids scratching surface to be cleaned
- Each brush is fitted with a 1/4" hex shaft for use with a standard 1/4" driver
- These brushes are meant for push and pull use
- Durable abrasive bore brushes
- Use on ports, tubes, bearings, and other common wire brush applications

SIZES:

8, 10, 12, 15, 17, and 19mm



MR. BEST IN SHOW



CHIP FOOSE

LEGENDARY AUTOMOTIVE ILLUSTRATOR AND FABRICATOR

Throughout the course of Chip's career, he's been honored to receive the most prestigious awards for design and fabrication in the automotive industry. Chip continues to run Foose Design, where he designs and builds automotive masterpieces.

f /chipfoose

t @ChipFoose

i @ chipfooseofficial



MAC
TOOLS

GREAT TO WORK WITH™

MACTOOLS.COM

KNIVES

TACTICAL KNIVES

AM27EDCCE
AM27EDCCE-G
AM27EDCCE-O
2.7" EVERY DAY CARRY
COMBO EDGE KNIFE -
RED, GREEN, ORANGE

AM35EDCCE
AM35EDCCE-G
AM35EDCCE-O
3.5" EVERY DAY CARRY
COMBO EDGE KNIFE -
RED, GREEN, ORANGE

AM27EDCSE
AM27EDCSE-G
AM27EDCSE-O
2.7" EVERY DAY CARRY
STRAIGHT EDGE KNIFE -
RED, GREEN, ORANGE

AM35EDCSE
AM35EDCSE-G
AM35EDCSE-O
3.5" EVERY DAY CARRY
STRAIGHT EDGE KNIFE -
RED, GREEN, ORANGE



PRODUCT #	OVERALL LENGTH IN. / MM	BLADE LENGTH IN. / MM	WEIGHT OZ.	BLADE EDGE TYPE	FOLDING
AM27EDCCE	6.6" / 167.6	2.7" / 68.5	2.7	Combo	•
AM27EDCCE-G	6.6" / 167.6	2.7" / 68.5	2.7	Combo	•
AM27EDCCE-O	6.6" / 167.6	2.7" / 68.5	2.7	Combo	•
AM27EDCSE	6.6" / 167.6	2.7" / 68.5	2.7	Straight	•
AM27EDCSE-G	6.6" / 167.6	2.7" / 68.5	2.7	Straight	•
AM27EDCSE-O	6.6" / 167.6	2.7" / 68.5	2.7	Straight	•

PRODUCT #	OVERALL LENGTH IN. / MM	BLADE LENGTH IN. / MM	WEIGHT OZ.	BLADE EDGE TYPE	FOLDING
AM35EDCCE	8.3" / 210.8	3.5" / 88.9	4.4	Combo	•
AM35EDCCE-G	8.3" / 210.8	3.5" / 88.9	4.4	Combo	•
AM35EDCCE-O	8.3" / 210.8	3.5" / 88.9	4.4	Combo	•
AM35EDCSE	8.3" / 210.8	3.5" / 88.9	4.4	Straight	•
AM35EDCSE-G	8.3" / 210.8	3.5" / 88.9	4.4	Straight	•
AM35EDCSE-O	8.3" / 210.8	3.5" / 88.9	4.4	Straight	•



AM26CESDH
AM26CESDH-G
AM26CESDH-O

2.6" COMBO EDGE KNIFE
SCREWDRIVER HANDLE -
RED, GREEN, ORANGE

AM33CESDH
AM33CESDH-G
AM33CESDH-O

3.3" COMBO EDGE KNIFE
SCREWDRIVER HANDLE -
RED, GREEN, ORANGE



AM26SESDH
AM26SESDH-G
AM26SESDH-O

2.6" STRAIGHT EDGE KNIFE
SCREWDRIVER HANDLE -
RED, GREEN, ORANGE

AM33SESDH
AM33SESDH-G
AM33SESDH-O

3.3" STRAIGHT EDGE KNIFE
SCREWDRIVER HANDLE -
RED, GREEN, ORANGE



PRODUCT #	OVERALL LENGTH IN. / MM	BLADE LENGTH IN. / MM	WEIGHT OZ.	BLADE EDGE TYPE	FOLDING
AM26CESDH	6.1" / 154.9	2.6" / 66	2.5	Combo	•
AM26CESDH-G	6.1" / 154.9	2.6" / 66	2.5	Combo	•
AM26CESDH-O	6.1" / 154.9	2.6" / 66	2.5	Combo	•
AM26SESDH	6.1" / 154.9	2.6" / 66	2.5	Straight	•
AM26SESDH-G	6.1" / 154.9	2.6" / 66	2.5	Straight	•
AM26SESDH-O	6.1" / 154.9	2.6" / 66	2.5	Straight	•

PRODUCT #	OVERALL LENGTH IN. / MM	BLADE LENGTH IN. / MM	WEIGHT OZ.	BLADE EDGE TYPE	FOLDING
AM33CESDH	7.6" / 193	3.3" / 83.8	4.2	Combo	•
AM33CESDH-G	7.6" / 193	3.3" / 83.8	4.2	Combo	•
AM33CESDH-O	7.6" / 193	3.3" / 83.8	4.2	Combo	•
AM33SESDH	7.6" / 193	3.3" / 83.8	4.2	Straight	•
AM33SESDH-G	7.6" / 193	3.3" / 83.8	4.2	Straight	•
AM33SESDH-O	7.6" / 193	3.3" / 83.8	4.2	Straight	•



KNIVES

LOCK-BACK KNIVES



AM27JBH
2.5" AL MAR® STRAIGHT EDGE
HONEY JIGGED BONE HAWK™
CLASSIC FOLDING KNIFE



AM34JBH
3.15" AL MAR® STRAIGHT EDGE
HONEY JIGGED BONE HAWK™
CLASSIC FOLDING KNIFE



AM30SERE-CE
3" COMBO EDGE
AL MAR™ S.E.R.E.™
MOLDED FOLDING KNIFE



AM30SERE-SE
3" STRAIGHT EDGE
AL MAR™ S.E.R.E.™
MOLDED FOLDING KNIFE



AM36SERE-CE
3.6" COMBO EDGE
AL MAR™ S.E.R.E.™
MOLDED FOLDING KNIFE



AM36SERE-SE
3.6" STRAIGHT EDGE
AL MAR™ S.E.R.E.™
MOLDED FOLDING KNIFE

PRODUCT #	OVERALL LENGTH IN. / MM	BLADE LENGTH IN. / MM	WEIGHT OZ.	BLADE EDGE TYPE	FOLDING
AM27JBH	5.75" / 146	2.5" / 63.5	2	Straight	•
AM34JBH	7.1" / 180.3	3.1" / 78.7	3	Straight	•
AM30SERE-CE	7.0" / 177.8	3.0" / 76.2	3.1	Combo	•

PRODUCT #	OVERALL LENGTH IN. / MM	BLADE LENGTH IN. / MM	WEIGHT OZ.	BLADE EDGE TYPE	FOLDING
AM30SERE-SE	7.0" / 177.8	3.0" / 76.2	3.1	Straight	•
AM36SERE-CE	8.37" / 212.5	3.6" / 91.4	5.1	Combo	•
AM36SERE-SE	8.37" / 212.5	3.6" / 91.4	5.1	Straight	•

GREAT TO WORK WITH™



AM36SEREGRN-CE
3.6" S.E.R.E.™ 2020™
COMBO-EDGE BLADE
FOLDING KNIFE -
OLIVE DRAB GREEN



AM36SEREGRN-SE
3.6" S.E.R.E.™ 2020™
STRAIGHT-EDGE BLADE
FOLDING KNIFE -
OLIVE DRAB GREEN



AM3OPERATOR
3" S.E.R.E.™ FIXED-BLADE
OPERATOR KNIFE
• Includes sheath

AMSTING-RD
AMSTING-GR
AMSTING-OR
STING KNIFE -
RED, GREEN, ORANGE

- 1.4" keychain knife and sheath for convenient carrying
- D2,58 HRCC fixed blade with bi-material grip
- Finger push-tab for secure concealment



PRODUCT #	OVERALL LENGTH IN. / MM	BLADE LENGTH IN. / MM	WEIGHT OZ.	BLADE EDGE TYPE	FOLDING
AM36SEREGRN-CE	8.37" / 212.5	3.6" / 91.4	5.1	Combo	•
AM36SEREGRN-SE	8.37" / 212.5	3.6" / 91.4	5.1	Straight	•
AM3OPERATOR	6.5" / 165.1	3.12" / 79.2	2.7	Straight	•

PRODUCT #	OVERALL LENGTH IN. / MM	BLADE LENGTH IN. / MM	WEIGHT OZ.	BLADE EDGE TYPE	FOLDING
AMSTING-RD	3.1" / 78.7	1.3" / 33	0.7	Straight	
AMSTING-GR	3.1" / 78.7	1.3" / 33	0.7	Straight	
AMSTING-OR	3.1" / 78.7	1.3" / 33	0.7	Straight	




KNIVES

UTILITY TOOLS AND KNIVES

MAC-MULTITOOL **MULTI-FUNCTION TOOL W/LED**

- Sixteen tools in one
- LED light included
- Comfortable grip
- Tool includes:
Knife, pliers, wire cutter, nail file, slotted and Phillips screwdrivers, saw, scissors, bottle opener, can opener, LED flashlight, and more



SHARPENERS

- Replaceable carbide inserts for long-term sharpening needs
- Aluminum body for strength and light weight
- Molded TPR covers and inserts provide a better grip
- Anodized finish for corrosion protection



CARDSHARP-R
CARDSHARP-BK
CARD SHARPENER

- Available in red, or black



TRISHARP-R
TRISHARP-BK
TRIANGLE SHARPENER

- Available in red, or black





**HS30-I
COMPACT
HACKSAW**

- Handle is enclosed
- Quick tension lock
- Easy frame adjustability



**HSB1224A-I
12' HACKSAW
BLADE**

- Bi-metal blades
- Fits most hacksaw frames
- 24-Tooth



**UK536
QUICK-CHANGE
LARGE UTILITY KNIFE**

- 8-1/4" Length with a 2-1/2" handle
- This knife is ideal for cutting jobs that require a little extra leverage or length
- 2-Ply handle and steel frame inset
- Easy self-loading replacement grip - eject old blade and automatically load replacement without having to take apart the handle

INCLUDES:

(6) UK536-BLD Replacement Blades



**UK200
FOLDING UTILITY KNIFE**

- One-hand push-button lock mechanism
- Quick push-button blade change
- Belt clip for convenient everyday carry
- Length: 6-1/4" open
3-7/8" closed

INCLUDES:

(10) Blades Per Package



**10-779
DYNAGRIP™ RETRACTABLE
UTILITY KNIFE**

- Interlock® nose secures blade
- Grip is nonslip, even with gloved hands, or on an angled surface
- Additional comfort in extreme temperatures
- Three heavy-duty 11-921A blades in handle
- Handle Length: 5-5/8"



**UK536M
MINI UTILITY
RETRACTABLE KNIFE**

- Bi-material handle for comfort and grip, steel frame insert for strength and durability
- Retractable blade with disposable break off points provides continuous sharp blade
- Compact size is ideal for confined spaces



**11-515
SINGLE EDGE
RAZOR BLADES**

- Single edge reinforced back
- #9 Industrial blades
- Fits most scrapers

INCLUDES:

(100) Blades Per Package



PUNCHES AND CHISELS

PUNCH AND CHISEL SETS



The tools on these pages have been
PROUDLY MADE IN THE USA
with global components.



PC25KSS



C70PTSS



PC21KSS



PC19KSS

PC12PTSS



TIP TYPE
Different types of Chisel tips

FLAT TIP

CENTER

DIAMOND POINT

FLAT CAPE

GOUGE

PIN

ROLL PIN

STARTER / MACHINE

PRODUCT #	TYPE	POINT SIZE	EDGE WIDTH	OVERALL LENGTH IN. / MM	STOCK SIZE	SET																		
PC25KSS	25-PC. Punch and Chisel Set in Kit Bag																							
PC19KSS	19-PC. Punch and Chisel Set in Kit Bag																							
PC12PTSS	12-PC. Punch and Chisel Set with Gauge in Kit Bag																							
C7OPTSS	7-PC. Flat Tip Chisel Set with Gauge in Kit Bag																							
PP60KSS	6-PC. Pin Punch Set in Kit Bag																							
SRPP6KSS	6-PC. Roll Pin Punch Set in Kit Bag																							
SBP3PT	3-PC. Brass Punch Set in Plastic Tray																							
SBPL3PT	3-PC. Brass Punch Set in Plastic Tray																							
BD6	Brass Drift	1/2"	-	8" / 203.2	1/2"																			
BD8	Brass Drift	3/4"	-	8" / 203.2	3/4"																			
BD12	Brass Drift	3/4"	-	12" / 304.8	3/4"																			
C10SS	Flat Tip	-	5/16"	4-1/2" / 114.3	1/4"																			
C12SS	Flat Tip	-	3/8"	5" / 127	5/16"																			
C14SS	Flat Tip	-	7/16"	5-1/2" / 139.7	3/8"																			
C16SS	Flat Tip	-	1/2"	6" / 152.4	7/16"																			
C20SS	Flat Tip	-	5/8"	6-1/2" / 165.1	1/2"																			
C24SS	Flat Tip	-	3/4"	7" / 177.8	5/8"																			
C28SS	Flat Tip	-	7/8"	8" / 203.2	3/4"																			
CP1SS	Center	1/8"	-	4-1/4" / 108	1/4"																			
CP2SS	Center	3/16"	-	5" / 127	3/8"																			
CP3SS	Center	1/4"	-	6" / 152.4	1/2"																			
DPC6SS	Diamond Point	-	3/16"	5" / 127	3/8"																			
FCC4SS	Flat Cape	-	1/8"	5" / 127	5/16"																			
FCC8SS	Flat Cape	-	1/4"	5" / 127	3/8"																			
GC8SS	Gouge	-	1/4"	5" / 127	3/8"																			
KS10B	Holder	-	-	-	-																			
MAY21000	Pin	1/16"	-	4-1/4" / 108	1/4"																			
P34SS	Countersink	1/8"	-	4-7/8" / 123.8	1/2"																			
PP2.5SS	Pin	5/64"	-	4-1/4" / 108	1/4"																			
PP3SS	Pin	3/32"	-	4-1/4" / 108	1/4"																			
PP4SS	Pin	1/8"	-	4-3/4" / 120.7	5/16"																			
PP5SS	Pin	5/32"	-	5" / 127	5/16"																			
PP6SS	Pin	3/16"	-	5-1/4" / 133.4	3/8"																			
PP7SS	Pin	7/32"	-	5-1/2" / 139.7	7/16"																			
PP8SS	Pin	1/4"	-	5-3/4" / 146.1	7/16"																			
PP9SS	Pin	9/32"	-	6" / 152.4	1/2"																			
PP10SS	Pin	5/16"	-	6-1/4" / 158.8	1/2"																			
PP12SS	Pin	3/8"	-	6-1/2" / 165.1	5/8"																			
PP4B	Brass Pin	1/4"	-	4" / 101.6	1/2"																			
PP6B	Brass Pin	3/8"	-	6" / 152.4	1/2"																			
RPP2.5SS	Roll Pin	5/64"	-	4-1/4" / 108	1/4"																			
RPP2SS	Roll Pin	1/16"	-	3-3/4" / 95.3	1/4"																			
RPP3SS	Roll Pin	3/32"	-	4-1/4" / 108	1/4"																			
RPP4SS	Roll Pin	1/8"	-	4-3/4" / 120.7	5/16"																			
RPP5SS	Roll Pin	5/32"	-	5-1/4" / 133.4	5/16"																			
RPP6SS	Roll Pin	3/16"	-	5-7/16" / 138.1	3/8"																			
RPP7SS	Roll Pin	7/32"	-	5-7/8" / 149.2	3/8"																			
RPP8SS	Roll Pin	1/4"	-	5-7/16" / 138.1	7/16"																			
RPP10SS	Roll Pin	5/16"	-	6-7/8" / 174.6	1/2"																			
SMP3SS	Starter/Machine	3/32"	-	4-1/2" / 114.3	1/4"																			
SMP4SS	Starter/Machine	1/8"	-	4-3/4" / 120.7	5/16"																			
SMP5SS	Starter/Machine	5/32"	-	5" / 127	3/8"																			
SMP6SS	Starter/Machine	3/16"	-	5-1/2" / 139.7	7/16"																			
SMP8SS	Starter/Machine	1/4"	-	6" / 152.4	1/2"																			
SMP10SS	Starter/Machine	5/16"	-	7" / 177.8	5/8"																			
SMP12B	Brass Starter	3/8"	-	8" / 203.2	5/8"																			
SMP13B	Brass Starter	11/32"	-	10" / 254	3/4"																			

PUNCHES AND CHISELS

PUNCH AND CHISEL SETS



The tools on these pages have been **PROUDLY MADE IN THE USA** with global components.

* Except for SCP2 is not MIUSAWGC



PPL50KSS






C50PDPT

DPL50KSS

DP40KSS

SCP2 *

BRP4

TIP TYPE	PRODUCT #	TYPE	POINT SIZE	EDGE WIDTH	OVERALL LENGTH IN. / MM	STOCK SIZE	SET	
TIP TYPE Different types of Chisel tips  BEARING RACE  FLAT TIP  DRIFT / PUNCH  DRIFT / LONG TAPER  LONG PIN	PPL50KSS	5-PC. Long Pin Punch Set in Kit Bag						
	C50PDPT	5-PC. Chisel Set with Gauge in Kit Bag						
	DPL50KSS	5-PC. Long Tapered Drift Punch Set in Kit Bag						
	DP40KSS	4-PC. Drift Punch Set in Kit Bag						
	BRP4	4-PC. Bearing Race Punch Set						
	SCP2	2-PC. Automatic Center Punch Set						
	BRP-1	Bearing Race	7/16"	-	6" / 152.4	7/16"	•	
	BRP-2	Bearing Race	1/2"	-	10" / 254	1/2"	•	
	BRP-3	Bearing Race	9/16"	-	14" / 355.6	9/16"	•	
	BRP-4	Bearing Race	5/8"	-	20" / 508	5/8"	•	
	C12PD	Flat Tip	-	3/8"	6" / 152.4	-		•
	C16PD	Flat Tip	-	1/2"	6-13/16" / 214.3	5/8"		•
	C20PD	Flat Tip	-	5/8"	7-5/8" / 177.8	-		•
	C24PD	Flat Tip	-	3/4"	8-7/16" / 234.9	-		•
	C28PD	Flat Tip	-	7/8"	9-1/4" / 203.2	-		•
	CP50	Automatic Center	-	-	5" / 127	-	•	
	CP60	Automatic Center	-	-	6" / 152.4	-	•	
	DP5SS	Drift/Punch	5/32"	-	8" / 203.2	3/8"		•
DP6SS	Drift/Punch	3/16"	-	9" / 228.6	1/2"		•	
DP8SS	Drift/Punch	1/4"	-	10" / 254	9/16"		•	
DP10SS	Drift/Punch	5/16"	-	11" / 279.4	5/8"		•	
DPL3SS	Drift/Long Taper	3/32"	-	8" / 203.2	1/4"		•	
DPL4SS	Drift/Long Taper	1/8"	-	10" / 254	5/16"		•	
DPL6SS	Drift/Long Taper	3/16"	-	12" / 304.8	3/8"		•	
DPL8SS	Drift/Long Taper	1/4"	-	14" / 355.6	1/2"		•	
DPL10SS	Drift/Long Taper	5/16"	-	16" / 406.4	5/8"		•	
DPL12SS	Drift/Long Taper	3/8"	-	16" / 406.4	3/4"		•	
DPL16SS	Drift/Long Taper	1/2"	-	16" / 406.4	7/8"		•	
PPL5SS	Long Pin	5/32"	-	8" / 203.2	3/8"		•	
PPL6SS	Long Pin	3/16"	-	8" / 203.2	3/8"		•	
PPL7SS	Long Pin	7/32"	-	8" / 203.2	7/16"		•	
PPL8SS	Long Pin	1/4"	-	8" / 203.2	1/2"		•	
PPL10SS	Long Pin	5/16"	-	8" / 203.2	1/2"		•	



PCHG10SB
10-PC. MOLDED-GRIP PUNCH AND CHISEL SET

- Ergonomic design bi-material handles give a more secure grip that protects your hand and cushions it from shock
- Special grips provide added stability which ensures a more accurate and powerful, aimed blow
- Precision machined heads hold to right dimensional tolerances
- Very precise heat-treatment with different hardnesses at various points on the tool to achieve a hard tip yet maintain ductility of the shaft
- Made from chrome vanadium steel alloy
- Internal notched design creates a mechanical lock between the handle and shank minimizing handle slippage
- Packaged in a tray for tool drawer organization

PRODUCT #	TIP TYPE	TIP DIMENSION IN.	SET
PCHG10SB	10-PC. Molded-Grip Punch and Chisel Set		
CP6HGB	Center Punch	3/16"	•
PP3HGB	Pin Punch	3/32"	•
PP5HGB	Pin Punch	5/32"	•
SMP5HGB	Starter Punch	5/32"	•
SMP3HGB	Starter Punch	3/32"	•
PP6HGB	Pin Punch	3/16"	•
SMP6HGB	Starter Punch	3/16"	•
C12HGB	Chisel Flat	3/8"	•
C16HGB	Chisel Flat	1/2"	•
C20HGB	Chisel Flat	5/8"	•



PUNCHES AND CHISELS

PUNCH AND CHISEL SETS



PCS12M 12-PC. MINI CHISEL AND PUNCH SET

- Ergonomic design safety protective handle
- Double-locking ball detent to secure interchangeable punch and chisels
- Handle made of carbon steel for a long life
- Molded carry case with see-through window

INCLUDES:

- (3) Flat Chisels: 3/8", 1/2", and 5/8" Wide Blades
- (3) Pin Punches: 1/8", 5/32", and 3/16"
- (3) Tapered Punches: 1/16", 1/8", and 5/32"
- (2) Center Punches: 0, and 1/8"
- (1) 5/32" Wide Blade Cape Chisel



PCS1000K 12-PC. CHISEL AND PUNCH SET

- Quick-change button allows quick and easy replacement of punches and chisels
- Double-locking ball detent holds the punch or chisel securely in the driver handle

INCLUDES:

- (5) Flat Tip Chisels: 1/2", 5/8", 3/4", 7/8", and 1" Wide Blades
- (2) Pin Punches: 3/16" and 1/4"
- (2) Tapered Punches: 1/8" and 1/4"
- (2) Center Punches: 1/8" and 3/16"
- (1) 1/4" Wide Blade Cape Chisel
- (1) Carrying Case



KS10B PUNCH AND CHISEL HOLDER WITH MACSIMIZER™ HANDLE

- Holds punches and chisels up to 1" in diameter
- Nylon insert absorbs shock



KD715A NUT CRACKER

- Capacity: 5/16" (7.9mm) through 13/16" (20.6mm)
- Compound-angle design with 360° rotating cutter
- Works in inaccessible places
- Parallel action of pusher cracks nuts with no danger of damage to bolt
- Rugged drop-forged frame



CPS996 4-PC. HAMMERLESS PUNCH SET

- Tools are in two parts connected by a powerful spring
- Constructed from hardened steel
- Ringed ends for sure grip

PRODUCT #	DESCRIPTION	SET
CPS996	4-PC. Hammerless Punch Set	
CC44R10-1	Cold Chisel	•
CP28R45-1	Center Punch	•
CP32R00-1	Prick and Center Punch	•
CP38R04-1	Self-Centering Punch	•



HDIDS609 39-PC. INDUSTRIAL NUMBER/LETTER STAMP KIT

- 1/4" stamps
- Hammerless technology will not double stamp
- Includes square driver and characters: A-Z, 0-9, &, * for punctuation
- 5,000 Lbs. of striking force insures a full stamp image
- Blown-molded case




PRY BARS

PRY BARS



SPB3PT
3-PC. LINE-UP PRY BAR SET IN PLASTIC TRAY

PRODUCT #	OVERALL LENGTH IN. / MM	STOCK SIZE	STYLE	SET
SPB3PT	3-PC. Line-Up Pry Bar Set in Plastic Tray			
LF6	7" / 177.8	5/16"	80° Bent	
PB15	14" / 355.6	1/2"	Straight	•
PB15A	15" / 381	1/2"	90° Bent	•
PB22	22" / 558.8	5/8"	Straight	•
PB30	30" / 762	7/8"	Straight	
PB38	38" / 965.2	7/8"	Straight	



SLF3
3-PC. LADY FOOT LINE-UP BAR SET IN PLASTIC TRAY

PRODUCT #	OVERALL LENGTH IN. / MM	STOCK SIZE	SET
SLF3	3-PC. Lady Foot Line-Up Bar Set in Plastic Tray		
LF12	12" / 304.8	1/2"	•
LF16	16" / 406.4	5/8"	•
LF21	21" / 533.4	3/4"	•



PBH2B
BLACK PRY BAR METAL STORAGE HANGER



PB17
17" MODIFIED ROLLING HEAD PRY BAR

- Pry and aligning bar with a pointed taper and 90° rolling head for leverage
- High alloy steel is Heat-treated the entire length and black oxide treated for added strength and durability



DB18
18" DIE SETTING BAR

- Designed for separating, scraping or prying
- Pointed end used to separate and curved end to help remove die blocks and plates



DB30
30" DIE SETTING BAR

- Designed for separating, scraping or prying
- Pointed end used to separate and curved end to help remove die blocks and plates



PRY BARS

STRIKE-THROUGH PRY BARS AND SETS



The tools on this page have been
PROUDLY MADE IN THE USA
with global components.

STRIKE-THROUGH PRY BAR FEATURES:

- Capped end allows user to strike the pry bar with a hammer without damaging the handle
- Two-piece composite handle for comfortable, secure grip
- Tempered alloy steel the entire length for superior strength and durability

PBS3CG 3-PC. STRAIGHT HEAD PRY BAR SET



PBS4CG 4-PC. CURVED HEAD PRY BAR SET



PB58CR
58" CURVED CAPPED
3/4" SHAFT PRY BAR

PB44CG
44" CURVED CAPPED
7/8" SHAFT PRY BAR

PB42CO
42" CURVED CAPPED
1/2" SHAFT PRY BAR

PBS2MR
2-PC. 30" MODIFIED
PRY BAR SET RED

PBS2O
2-PC. STRAIGHT AND
CURVED HEAD PRY BARS

COLORWAY

Last letter of the product number represents the handle color



PRODUCT #	BLADE DIAMETER	BLADE LENGTH	HEAD TYPE	HANDLE LENGTH	OVERALL LENGTH IN. / MM	SET		
PBS4C(R,G,O)	4-PC. Curved Head Pry Bar Set							
PBS3C(R,G,O)	3-PC. Curved Head Pry Bar Set							
PBS3S(R,O)	3-PC. Straight Head Pry Bar Set							
PBS2(R,G,O)	2-PC. Straight and Curved Head Pry Bar Set							
PBS2MR	2-PC. Modified Pry Bar Set							
PB8C(R,G,O)	1/4"	4"	Curved	4"	8" / 203.2		•	•
PB12C(R,G,O)	3/8"	6-1/2"	Curved	5-1/2"	12" / 304.8			•
PB15C(R,G,O)	3/8"	9-1/2"	Curved	5-1/2"	15" / 381			•
PB17C(R,G,O)	3/8"	11-1/2"	Curved	5-1/2"	17" / 431.8			•
PB25C(R,G,O)	1/2"	16"	Curved	9"	25" / 635			•
PB31C(R,G,O)	1/2"	22"	Curved	9"	31" / 787.4		•	
PB36C(R,G,O)	5/8"	27"	Curved	9"	36" / 914.4			•
PB42C(R,G,O)	5/8"	33"	Curved	9"	42" / 1,066			•
PB44C(R,G,O)	7/8"	34"	Curved	10"	44" / 1,117			•
PB58C(R,G,O)	3/4"	48"	Curved	10"	58" / 1,473			•
PB8S(R,G,O)	1/4"	4"	Straight	4"	8" / 203.2	•		•
PB17S(R,G,O)	3/8"	11-1/2"	Straight	5-1/2"	17" / 431.8		•	
PB25S(R,G,O)	1/2"	16"	Straight	9"	25" / 635		•	
PB31S(R,G,O)	1/2"	22"	Straight	9"	31" / 787.4		•	
PB30MSR	1/2"	21"	Modified	9"	30" / 762	•		
PB30MRR	1/2"	21"	Modified	9"	30" / 762	•		



UNBRIDLED KINETIC ENERGY



MAC
TOOLS



ANTI-VIBE® TECHNOLOGY FEATURES:

- Superior vibration dampening over traditional single-piece steel forged hammers
- Four-part composite handle for comfortable, secure grip
- High-density polyethylene core dampens low level vibrations
- 24-Torque stabilizing bars minimizes torsional rotation
- Anti-Vibe® tuning fork disperses high level vibrations throughout the length of the handle greatly reducing kinetic energy transferred to the user's hand and wrist



ANTIVIBE® DRILLING HAMMERS

- Can be used for striking chisels, punches, or star-drills

ANTIVIBE® BLACKSMITH HAMMERS

- Can be used for striking un-hardened materials and bending and shaping metal

ANTIVIBE® SLEDGE HAMMERS

- Wider face and longer handle provide the most amount of striking force to the largest possible area.

ANTIVIBE® BALL PEEN HAMMERS

- Ideal for striking chisels, setting rivets, and bending and shaping metal



HAMMERS

ANTIVIBE® HAMMERS AND SETS



BH4AVS



BH3AVS

ANTIVIBE® BALL PEEN HAMMER SETS

PRODUCT #	HEAD WEIGHT OZ.	OVERALL WEIGHT LBS.	HEAD DIAMETER	HEAD LENGTH	OVERALL LENGTH	SET
BH4AVS	4-PC. AntiVibe® Ball Peen Hammer Set					
BH3AVS	3-PC. AntiVibe® Ball Peen Hammer Set					
BH04AV	4	0.9	17/21"	2-8/17"	10"	
BH08AV	8	1.2	32/33"	3-3/25"	11"	•
BH12AV	12	1.5	1-4/25"	3-12/25"	12-3/25"	•
BH16AV	16	1.9	1-9/29"	3-23/25"	12-20/23"	•
BH24AV	24	2.5	1-11/25"	4-1/3"	13-3/4"	•
BH32AV	32	3.25	1-25/41"	4-21/25"	14-3/4"	•
BH40AV	40	4.3	1-18/25"	5-16/41"	15-1/4"	•
BH48AV	48	5.1	1-40/43"	5-20/27"	15-3/4"	•



SH2AV

DH193AV

SH3AV

ANTIVIBE® HAMMERS

PRODUCT #	HEAD TYPE	HEAD WEIGHT OZ.	OVERALL WEIGHT LBS.	HEAD DIAMETER	HEAD LENGTH	OVERALL LENGTH
SH2AV	Blacksmith	2	3.5	1-16/41"	5"	14"
DH192AV	Drilling	2	2.7	1-11/29"	3-10/27"	10-1/2"
DH193AV	Drilling	3	3.7	1-20/37"	4"	11"
SH3AV	Sledge	3	4.2	1-20/37"	5"	14-20/23"
SH4AV	Sledge	4	5.2	1-7/10"	5-10/27"	15-10/27"

CH3AVS

3-PC. COMBINATION HAMMER SET

- Patented forged one-piece steel construction with Anti-Vibe® technology delivers greater vibration dampening effect than traditional one-piece steel hammer forgings while providing greater strength and durability
- Top of head machined to allow hammer to stand upright

PRODUCT #	HEAD TYPE	HEAD WEIGHT OZ.	HEAD DIAMETER	HEAD LENGTH	OVERALL LENGTH	SET
CH3AVS	3-PC. Combination Hammer Set					
BH16AV	Ball Peen	16	1-9/29"	3-23/25"	12-20/23"	•
SH4AV	Sledge	4	1-7/10"	5-10/27"	15-10/27"	•
CH54DS	Compo-Cast Dead-Blow	48	1-7/10" - 2-1/10"	5-4/5"	14-1/4"	•



COMPO-CAST® HAMMERS AND SETS

Hot urethane Uni-Cast construction outlasts all other soft face striking tools and provides shape-retaining faces even after repeated striking on hard surfaces and sharp edges

COMPO-CAST® DEAD-BLOW HAMMER SETS

- One-piece uni-cast construction
- No exposed metal on handles or heads
- Dead-blow striking action

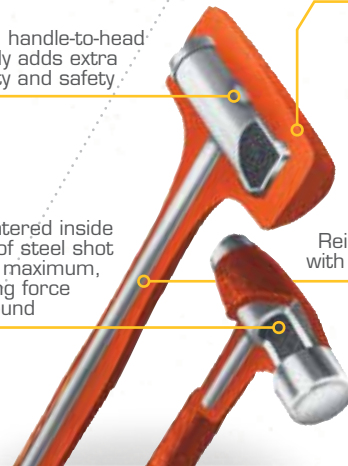


PRODUCT #	HEAD WEIGHT OZ.	HEAD DIAMETER	HEAD LENGTH	OVERALL LENGTH	SET
CH3DSS	3-PC. Compo-Cast® Dead-Blow Hammer Set				
CH2DSS	2-PC. Compo-Cast® Dead-Blow Hammer Set				
CH15DS	15	1" - 1-1/2"	3-20/27"	10-2/5"	•
CH21DS	21	1-1/4" - 1-11/20"	4-9/17"	11-13/20"	•
CH50DS	28	1-7/20" - 1-7/10"	5-7/50"	13-1/4"	•
CH54DS	48	1-7/10" - 2-1/10"	5-4/5"	14-1/4"	•
CH58DS	56	1-19/20" - 2-4/10"	6-2/10"	15-19/20"	•

Top welded handle-to-head assembly adds extra durability and safety

Striking power is centered inside the head; hundreds of steel shot combine to provide maximum, controlled striking force without rebound

Reinforced handle with solid steel shaft



COMPO-CAST® BALL PEEN HAMMERS

- One-piece throat and handle
- Safety grip and flanged butt
- Tempered steel faces with beveled crown
- Dead-blow action



CH23 COMPO-CAST® PISTON DEAD-BLOW HAMMER

- One-piece uni-cast construction
- No exposed metal on handles or heads
- Deep-throated with shot-filled head
- Specifically for knocking pistons out



CH24DFB COMPO-CAST® SOFT FACE/BRASS HEAD HAMMER

- 24 oz. Compo-Cast® hammer available in brass with opposing soft face



CH24DFS COMPO-CAST® SOFT FACE/STEEL HEAD HAMMER

- 24 oz. Compo-Cast® hammer available in steel with opposing soft face



COMPO-CAST® SLEDGE HAMMERS

- One-piece uni-cast construction
- Wide span of maximum hand tool tasks
- Dead-blow self-standing heads

PRODUCT #	HEAD TYPE	HEAD WEIGHT OZ.	HEAD DIAMETER	HEAD LENGTH	OVERALL LENGTH
CBH16	Ball Peen	16	1-1/4"	4-3/25"	12-3/4"
CBH24	Ball Peen	24	1-1/2"	4-1/2"	13-1/4"
CBH32	Ball Peen	32	1-17/25"	4-3/4"	14"
CBH40L	Ball Peen	40	1-17/25"	4-13/21"	16-1/4"
CH23	Piston Dead-Blow	2.5	1-3/4"	8-1/2"	13"

PRODUCT #	HEAD TYPE	HEAD WEIGHT OZ.	HEAD DIAMETER	HEAD LENGTH	OVERALL LENGTH
CH24DFB	Soft Face Brass	24	1-1/2"	4-1/4"	13-1/4"
CH24DFS	Soft Face Steel	24	1-1/2"	4-1/4"	13-1/4"
CH60	Sledge	88	2-3/4"	7"	20"
CH90	Sledge	184	3-1/2"	8"	36"

BRASS CANCER STATEMENT: Brass products may contain a chemical known to the state of California to cause cancer, birth defects, or other reproductive harm.



MACTOOLS.COM



WARNING: Cancer and Reproductive Harm - p65warnings.ca.gov
For more info click on MACTOOLS.COM/PROP65

HAMMERS

SOFT FACE HAMMERS



BRH10
1 LB. BRASS HAMMER - 12"

- Ergonomic design for comfort, safety, and less fatigue



RUBBER MALLETS

- High-quality rubber heads provide non-marring hammer action
- Sturdy wood handles

PRODUCT #	HANDLE LENGTH IN. / MM	WEIGHT LBS.
RM16A	12" / 304.8	1
RM32A	15" / 381	2

IMPACT DRIVERS



SID13BA
13-PC. IMPACT DRIVER SET

- Rugged driver includes 1/4" and 5/16" hex bit holders

INCLUDES:

- (1) **ID67MA** Impact Driver
- (1) **XID106** 5/16 Impact Driver Socket
- (1) **XID86** 1/4 Impact Driver Socket
- (1) **ID10BIT-P1** #1 Phillips, 5/16" Hex
- (1) **ID10BIT-P2** #2 Phillips, 5/16" Hex
- (1) **ID10BIT-P3** #3 Phillips, 5/16" Hex
- (1) **ID10BIT-10** 5/16 Slotted, 5/16" Hex
- (1) **ID10BIT-9** 9/32 Slotted 5/16" Hex
- (1) **ID8BIT-P1** #1 Phillips, 1/4" Hex
- (1) **ID8BIT-P2** 1/4DR #2 Phillips Hex
- (1) **ID8BIT-P3** #3 Phillips, 1/4" Hex
- (1) **ID8BIT-6** 3/16 Slotted, 1/4" Hex
- (1) **ID8BIT-9** 9/32 Slotted, 1/4" Hex



SXID9K
1/2" HEAVY-DUTY IMPACT DRIVER

- Loosens hard-to-turn screws, bolts, and nuts
- Handle design prevents possibility of hitting hand with hammer when striking impact driver

INCLUDES:

- (1) **SXID9K-4L** 80mm
(L)Phillips #2,#3 - Slotted #8, #10
- (1) **SXID9K-4S** 36mm
(L)Phillips #2,#3 - Slotted #8, #10

EXTRACTORS

TWIST SOCKETS AND SETS



SMT17LRA



SMT16LRA



TWIST SOCKET SETS

- Sockets can be used to remove rounded or damaged fasteners with any head configuration
- Quickly and easily remove damaged or rounded nuts and bolts
- Simply place socket on fastener and turn with impact gun
- Grip-on fastener tightens as more torque is applied
- No hammering required to install socket over fastener

APPLICATIONS:

- Oil Pan Drain Plugs
- Exhaust Manifold Nuts
- Studs
- Pipe Nipples
- Corroded Marine Fasteners



SXT10LRA



SVT5LRA

PRODUCT #	DRIVE SIZE	OPENING SIZE	OVERALL LENGTH IN. / MM	SET
SMT16LRA	16-PC. 1/4" Drive Twist Socket Set			
SXT10LRA	10-PC. 3/8" Drive Twist Socket Set			
M825TA	1/4"	8.25mm	1" / 25.4	•
M85TA	1/4"	8.5mm	1" / 25.4	•
M875TA	1/4"	8.75mm	1" / 25.4	•
M9TA	1/4"	9mm	1" / 25.4	•
M925TA	1/4"	9.25mm	1" / 25.4	•
M95TA	1/4"	9.5mm	1" / 25.4	•
M975TA	1/4"	9.75mm	1" / 25.4	•
M10TA	1/4"	10mm	1" / 25.4	•
M1025TA	1/4"	10.25mm	1" / 25.4	•
M105TA	1/4"	10.5mm	1" / 25.4	•
M1075TA	1/4"	10.75mm	1" / 25.4	•
M11TA	1/4"	11mm	1" / 25.4	•
M1125TA	1/4"	11.25mm	1" / 25.4	•
M115TA	1/4"	11.5mm	1" / 25.4	•
M1175TA	1/4"	11.75mm	1" / 25.4	•
M12TA	1/4"	12mm	1" / 25.4	•
X10TA	3/8"	10mm	1-1/4" / 31.7	•
X11TA	3/8"	11mm	1-1/4" / 31.7	•
X12TA	3/8"	12mm	1-1/4" / 31.7	•
X13TA	3/8"	13mm	1-1/4" / 31.7	•
X14TA	3/8"	14mm	1-1/4" / 31.7	•
X15TA	3/8"	15mm	1-3/8" / 34.9	•
X16TA	3/8"	16mm	1-3/8" / 34.9	•
X17TA	3/8"	17mm	1-3/8" / 34.9	•
X18TA	3/8"	18mm	1-3/8" / 34.9	•
X19TA	3/8"	19mm	1-3/8" / 34.9	•

PRODUCT #	DRIVE SIZE	OPENING SIZE	OVERALL LENGTH IN. / MM	SET
SMT17LRA	17-PC. 1/4" Drive Twist Socket Set			
SVT5LRA	5-PC. 1/2" Drive Twist Socket Fastener Removal Kit			
M4TA	1/4"	4mm	1" / 25.4	•
M425TA	1/4"	4.25mm	1" / 25.4	•
M45TA	1/4"	4.5mm	1" / 25.4	•
M475TA	1/4"	4.75mm	1" / 25.4	•
M5TA	1/4"	5mm	1" / 25.4	•
M525TA	1/4"	5.25mm	1" / 25.4	•
M55TA	1/4"	5.5mm	1" / 25.4	•
M575TA	1/4"	5.75mm	1" / 25.4	•
M60TA	1/4"	6.0mm	1" / 25.4	•
M625TA	1/4"	6.25mm	1" / 25.4	•
M65TA	1/4"	6.5mm	1" / 25.4	•
M675TA	1/4"	6.75mm	1" / 25.4	•
M7TA	1/4"	7.0mm	1" / 25.4	•
M725TA	1/4"	7.25mm	1" / 25.4	•
M75TA	1/4"	7.5mm	1" / 25.4	•
M775TAA	1/4"	7.75mm	1" / 25.4	•
M8TA	1/4"	8.0mm	1" / 25.4	•
V24TA	1/2"	3/4" in. / 19mm	1-5/8" / 41.3	•
V26TA	1/2"	13/16" in.	1-5/8" / 41.3	•
V28TA	1/2"	7/8" in.	1-5/8" / 41.3	•
V30TA	1/2"	15/16" in.	1-5/8" / 41.3	•
V32TA	1/2"	1" in.	1-5/8" / 41.3	•



EXTRACTORS

EXTRACTORS AND SETS



SCEX20S

20-PC. SCREW EXTRACTOR SET

- Precision tools for screws of 1/4" to 1/2"; maximum 1" depth extraction
- Contains ten matching drill guides
- Blow-molded case

PRODUCT #	DESCRIPTION	EXTRACTOR SIZE	DRILL BIT SIZE	USE DRILL	SCREW DIAMETER IN. / MM	FLUTE DIAMETER IN. / MM	MAXIMUM DEPTH IN. / MM	OVERALL LENGTH IN. / MM	SET
SCEXTU1	Screw Extractor with Turnuts	1	-	1/8"	1/4" / 6.35	9/64" / 3.5	1" / 25.4	2-3/8" / 60.78	•
SCEXTU2	Screw Extractor with Turnuts	2	-	3/16"	5/16" / 7.94	13/64" / 5.2	1" / 25.4	2-13/16" / 71.86	•
SCEXTU3	Screw Extractor with Turnuts	3	-	1/4"	3/8" / 9.53	9/32" / 6.9	1" / 25.4	3-3/16" / 81.15	•
SCEXTU4	Screw Extractor with Turnuts	4	-	5/16"	7/16" / 11.11	21/64" / 8.6	1" / 25.4	3-3/8" / 86.20	•
SCEXTU5	Screw Extractor with Turnuts	5	-	11/32"	1/2" / 12.7	3/8" / 9.5	1" / 25.4	3-3/4" / 94.45	•
DRB1	Drill Bit	-	1/8"	-	-	-	-	2-9/16" / 65.73	•
DRB2	Drill Bit	-	3/16"	-	-	-	-	3-7/16" / 86.39	•
DRB3	Drill Bit	-	1/4"	-	-	-	-	4" / 101.64	•
DRB4	Drill Bit	-	5/16"	-	-	-	-	4-5/8" / 117.59	•
DRB5	Drill Bit	-	11/32"	-	-	-	-	5" / 126.21	•
DRBG1	Drill Guide	-	-	9/32"	-	-	-	1-3/16" / 30.04	•
DRBG2	Drill Guide	-	-	5/16"	-	-	-	1-3/16" / 30.04	•
DRBG3	Drill Guide	-	-	11/32"	-	-	-	1-3/16" / 30.04	•
DRBG4	Drill Guide	-	-	3/8"	-	-	-	1-3/16" / 30.04	•
DRBG5	Drill Guide	-	-	13/32"	-	-	-	1-3/16" / 30.04	•
DRBG6	Drill Guide	-	-	7/16"	-	-	-	1-3/16" / 30.04	•
DRBG7	Drill Guide	-	-	15/32"	-	-	-	1-3/16" / 30.04	•
DRBG8	Drill Guide	-	-	1/2"	-	-	-	1-3/16" / 30.04	•
DRBG9	Drill Guide	-	-	17/32"	-	-	-	1-3/16" / 30.04	•
DRBG10	Drill Guide	-	-	9/16"	-	-	-	1-3/16" / 30.04	•
SCEX20S-CASE	Case	-	-	-	-	-	-	-	•

STEX5S

5-PC. STRAIGHT FLUTE EXTRACTOR SET



PRODUCT #	DESCRIPTION	EXTRACTOR SIZE	OVERALL LENGTH IN. / MM	USE DRILL	SET
STEX5S	5-PC. Straight Flute Extractor Set				
STEX1	Straight Flute Extractor	#1	2-7/16" / 61.9	9/64"	•
STEX2	Straight Flute Extractor	#2	2-13/16" / 71.4	3/16"	•
STEX3	Straight Flute Extractor	#3	3-1/8" / 79.4	15/64"	•
STEX4	Straight Flute Extractor	#4	3-3/8" / 85.7	5/16"	•
STEX5	Straight Flute Extractor	#5	3-7/16" / 87.3	3/8"	•
STEX6	Straight Flute Extractor	#6	-	7/16"	•
STEX5S-POUCH	Pouch	-	-	-	•

DBLEX5S

5-PC. DOUBLE-EDGE EXTRACTOR SET



PRODUCT #	DESCRIPTION	EXTRACTOR SIZE	SET
DBLEX5S	5-PC. Double-Edge Extractor Set		
DBLEX5-01	Double-Edge Screw	#1	•
DBLEX5-02	Double-Edge Screw	#2	•
DBLEX5-03	Double-Edge Screw	#3	•
DBLEX5-04	Double-Edge Screw	#4	•
DBLEX5-05	Double-Edge Screw	#5	•





SPEX10MDS



SPEX10LDS



SPEX5S



3233LA



3233LA-10

EXTRACTOR AND COBALT DRILL BIT SETS

- Removes bolts and screws up to 5/8"
- Packaged in an easy access metal index

PRODUCT #	DESCRIPTION	EXTRACTOR SIZE	DRILL BIT SIZE	LH/RH	OVERALL LENGTH IN. / MM	USE DRILL	SET
SPEX10MDS	10-PC. Combination Extractor and Cobalt Drill Bit Set						
SPEX10LDS	10-PC. Left Hand Combination Extractor and Cobalt Drill Bit Set						
SPEX5S	5-PC. Spiral Flute Screw Extractor Set						
SPEX1	Spiral Flute Extractor	#1		-	1-15/16" / 49.2	5/64"	• • •
SPEX2	Spiral Flute Extractor	#2		-	2-7/16" / 61.9	7/64"	• • •
SPEX3	Spiral Flute Extractor	#3		-	2-3/4" / 69.9	5/32"	• • •
SPEX4	Spiral Flute Extractor	#4		-	3" / 76.2	1/4"	• • •
SPEX5	Spiral Flute Extractor	#5		-	3-3/8" / 85.7	19/64"	• • •
SPEX6	Spiral Flute Extractor	#6		-	3-15/16" / 100	13/32"	• • •
MLCD1	Cobalt Drill Bit	-	5/64"	RH	2" / 50.8		•
MLCD2	Cobalt Drill Bit	-	7/64"	RH	2-3/16" / 55.6		•
MLCD3	Cobalt Drill Bit	-	5/32"	RH	2-1/2" / 63.5		•
MLCD4	Cobalt Drill Bit	-	1/4"	RH	3-5/16" / 84.1		•
MLCD5	Cobalt Drill Bit	-	19/64"	RH	3-5/8" / 92.1		•
LHCD1	Cobalt Drill Bit	-	5/64"	LH	-	-	•
LHCD2	Cobalt Drill Bit	-	7/64"	LH	-	-	•
LHCD3	Cobalt Drill Bit	-	5/32"	LH	-	-	•
LHCD4	Cobalt Drill Bit	-	1/4"	LH	-	-	•
LHCD5	Cobalt Drill Bit	-	19/64"	LH	-	-	•
SPEX10MDS-CASE	Pouch	-	-	-	-	-	•
SPEX10LDS-CASE	Pouch	-	-	-	-	-	•
SPEX5S-POUCH	Pouch	-	-	-	-	-	•

LEFT HAND DRILL SETS

- Left hand screw machine-length high speed steel drills

PRODUCT #	SIZE	LH/RH	SET
3233LA-10	10-PC. Left Hand Drill Set		
3233LA	5-PC. Left Hand Drill Set		
3208LA	1/8"	LH	• •
3210LA	5/32"	LH	•
3212LA	3/16"	LH	• •
3214LA	7/32"	LH	•
3216LA	1/4"	LH	• •
3218LA	9/32"	LH	•
3220LA	5/16"	LH	• •
3222LA	11/32"	LH	• •
3224LA	3/8"	LH	•
3226LA	13/32"	LH	•



EXTRACTORS

EXTRACTOR SETS



SCEX355



SCEX10S



SCEX25S

PRODUCT #	DESCRIPTION	BOLT SIZE REFERENCE NO.	BOLT SIZE REFERENCE SAE	BOLT SIZE REFERENCE METRIC	DRILL SIZE	LH/RH	EXTRACTOR SIZE	HEX SIZE	SET
SCEX355	35-PC. Master Extractor Set								
SCEX25S	25-PC. Screw Extractor Set								
SCEX10S	10-PC. Screw Extractor Set								
SCEX1	Screw Extractor	No.12	-	5mm	-	-	1/8"	1/2"	• • •
SCEX2	Screw Extractor	No.14	1/4"	6mm	-	-	5/32"	1/2"	• • •
SCEX3	Screw Extractor	-	5/16"	7-8mm	-	-	3/16"	1/2"	• • •
SCEX4	Screw Extractor	-	3/8"	9-10mm	-	-	7/32"	1/2"	• • •
SCEX5	Screw Extractor	-	7/16"	11mm	-	-	1/4"	1/2"	• • •
SCEX6	Screw Extractor	-	1/2"	12mm	-	-	9/32"	1/2"	• • •
SCEX7	Screw Extractor	-	9/16"	14mm	-	-	5/16"	1/2"	• • •
SCEX8	Screw Extractor	-	5/8"	16mm	-	-	11/32"	1/2"	• • •
SCEX9	Screw Extractor	-	11/16"	18mm	-	-	3/8"	1/2"	• • •
SCEX10	Screw Extractor	-	3/4"	-	-	-	13/32"	1/2"	• • •
SCEX11	Screw Extractor	-	13/16"	20mm	-	-	7/16"	5/8"	• • •
SCEX12	Screw Extractor	-	7/8"	22-24mm	-	-	15/32"	5/8"	• • •
SCEX13	Screw Extractor	-	15/16"	-	-	-	1/2"	5/8"	• • •
SCEX14	Screw Extractor	-	1"	-	-	-	17/32"	3/4"	• • •
SCEX15	Screw Extractor	-	1-1/16"	-	-	-	9/16"	3/4"	• • •
SCEX16	Screw Extractor	-	1-1/8"	-	-	-	19/32"	3/4"	• • •
SCEX17	Screw Extractor	-	1-3/16"	-	-	-	5/8"	3/4"	• • •
SCEX18	Screw Extractor	-	1-1/4"	-	-	-	21/32"	7/8"	• • •
SCEX19	Screw Extractor	-	1-5/16"	-	-	-	11/16"	7/8"	• • •
SCEX20	Screw Extractor	-	1-3/8"	-	-	-	23/32"	7/8"	• • •
SCEX21	Screw Extractor	-	1-7/16"	-	-	-	3/4"	7/8"	• • •
SCEX22	Screw Extractor	-	1-1/2"	-	-	-	25/32"	1"	• • •
SCEX23	Screw Extractor	-	1-9/16"	-	-	-	13/16"	1"	• • •
SCEX24	Screw Extractor	-	1-5/8"	-	-	-	27/32"	1"	• • •
SCEX25	Screw Extractor	-	1-11/16"	-	-	-	7/8"	1"	• • •
LHCD1	Left Hand Drill Bit	No.3-No.6	3/32" - 5/32"	2.5-4mm	5/64"	LH	-	-	• • •
LHCD2	Left Hand Drill Bit	No.6-No.12	5/32" - 7/32"	4-6mm	7/64"	LH	-	-	• • •
LHCD2.5	Left Hand Drill Bit	No.12	-	5mm	1/8"	LH	-	-	• • •
LHCD3	Left Hand Drill Bit	No.14	7/32" - 9/32"	6-8mm	5/32"	LH	-	-	• • •
LHCD4	Left Hand Drill Bit	-	5/16"	7-8mm	3/16"	LH	-	-	• • •
LHCD5	Left Hand Drill Bit	-	3/8"	9-10mm	7/32"	LH	-	-	• • •
LHCD6	Left Hand Drill Bit	-	7/16"	11mm	1/4"	LH	-	-	• • •
LHCD7	Left Hand Drill Bit	-	1/2"	12mm	9/32"	LH	-	-	• • •
LHCD8	Left Hand Drill Bit	-	3/8" - 5/8"	10-16mm	19/64"	LH	-	-	• • •
LHCD9	Left Hand Drill Bit	-	9/16"	14mm	5/16"	LH	-	-	• • •
LHCD10	Left Hand Drill Bit	-	5/8"	16mm	11/32"	LH	-	-	• • •
LHCD11	Left Hand Drill Bit	-	11/16"	18mm	3/8"	LH	-	-	• • •
LHCD12	Left Hand Drill Bit	-	3/4"	-	13/32"	LH	-	-	• • •
LHCD13	Left Hand Drill Bit	-	13/16"	20mm	7/16"	LH	-	-	• • •
LHCD14	Left Hand Drill Bit	-	7/8"	22-24mm	15/32"	LH	-	-	• • •
LHCD15	Left Hand Drill Bit	-	15/16"	-	1/2"	LH	-	-	• • •
SPEX1	Spiral Flute Extractor	No.3-No.6	3/32" - 5/32"	2.5-4mm	-	-	#1	-	• • •
SPEX2	Spiral Flute Extractor	No.6-No.12	5/32" - 7/32"	4-6mm	-	-	#2	-	• • •
SPEX3	Spiral Flute Extractor	No.14	7/32" - 9/32"	6-8mm	-	-	#3	-	• • •
SPEX4	Spiral Flute Extractor	-	9/32" - 3/8"	8-10mm	-	-	#4	-	• • •
SPEX5	Spiral Flute Extractor	-	3/8" - 5/8"	10-16mm	-	-	#5	-	• • •
SPEX6	Spiral Flute Extractor	-	5/8" - 7/8"	16-22mm	-	-	#6	-	• • •
SCEX10S-CASE	-	-	-	-	-	-	-	-	• • •
SCEX25S-CASE	-	-	-	-	-	-	-	-	• • •
SCEX355-CASE	-	-	-	-	-	-	-	-	• • •



STUD REMOVERS AND SETS



SR4FA
4-PC. SAE STUD PULLER SET

PRODUCT #	DRIVE IN.	SET
SR4FA	4-PC. SAE Stud Puller Set	
SR832A	1/4"	•
SR1032A	5/16"	•
SR1232A	3/8"	•
SR1432A	7/16"	•
SR1632A	1/2"	



SR4MA
4-PC. METRIC STUD PULLER SET

PRODUCT #	DRIVE MM.	SET
SR4MA	4-PC. Metric Stud Puller Set	
SR6A	6	•
SR8A	8	•
SR10A	10	•
SR12A	12	•



SR20B
STUD REMOVER

- Removes studs quickly and efficiently
- Capacity: 1/4" through 3/4" (6.5 - 19mm)
- Eccentric roller grips stud more firmly
- Uses 1/2" square drive wrench



TAPS AND DIES

TAPS, DIES, AND SETS



TD117COMBOS-US
117-PC. TAP AND DIE/
DRILL/EXTRACTOR SET

TD117COMBOS-DSB (NOT SHOWN)
41-PC. DRILL SET FROM TD117COMBOS-US

- Complete screw machine/fractional and metric threading set with spiral screw extractors and matching high speed steel drill bits
- Thirty-six HSS drill bits and five spiral screw extractors



TD41SAES-US
41-PC. SAE TAP
AND HEX DIE SET

TD41METS-US (NOT SHOWN)
41-PC. METRIC TAP
AND HEX DIE SET

- Housed in self-hinged unbreakable plastic case with removable tray



TD76COMBOS-US
76-PC. TAP AND DIE SET

- Fractional/metric combination super set
- Dies are hex design



TD25SAES-US
25-PC. SAE TAP
AND HEX DIE SET

- Designed for the mechanic who owns the TD41SAES-US or a Super Set (TD76COMBOS-US) and wants larger thread sizes
- Packaged in a blow-molded case

TD25METS-US (NOT SHOWN)
25-PC. METRIC TAP AND HEX DIE SET

- Designed for the mechanic who owns the TD41METS-US or a Super Set (TD76COMBOS-US) and wants larger thread sizes
- Packaged in a blow-molded case

PRODUCT #	DESCRIPTION	SIZE	DRIVE SIZE	LH/RH	OVERALL LENGTH IN. / MM	SET
TD117COMBOS-US	117-PC. Tap and Die/Drill/Extractor Set					
TD76COMBOS-US	76-PC. Tap and Die Set					
TD41SAES-US	41-PC. SAE Tap and Hex Die Set					
TD41METS-US	41-PC. Metric Tap and Hex Die Set					
TD117COMBOS-DSB	41-PC. Drill Set					
TD25SAES-US	25-PC. SAE Tap and Hex Die Set					
TD25METS-US	25-PC. Metric Tap and Hex Die Set					
1112TP	Plug Style Machine Screw Taps	4-40 NC	3/32"	-	1-15/16" / 48.9	• • •
1118TP	Plug Style Machine Screw Taps	6-32 NC	1/8"	-	2-1/32" / 51.6	• • •
1124TP	Plug Style Machine Screw Taps	8-32 NC	1/8"	-	2-3/16" / 55.2	• • •
1128TP	Plug Style Machine Screw Taps	10-24 NC	5/32"	-	2-7/16" / 61.5	• • •
1131TP	Plug Style Machine Screw Taps	10-32 NF	5/32"	-	2-7/16" / 61.5	• • •
1132TP	Plug Style Machine Screw Taps	12-24 NC	3/16"	-	2-15/32" / 62.5	• • •
1420TP	Plug Style Fractional Taps	1/4-20 NC	3/16"	-	2-5/8" / 66.5	• • •
1423TP	Plug Style Fractional Taps	1/4-28 NF	3/16"	-	2-5/8" / 66.5	• • •
1427TP	Plug Style Fractional Taps	5/16-18 NC	1/4"	-	2-23/32" / 69	• • •
1429TP	Plug Style Fractional Taps	5/16-24 NF	1/4"	-	2-23/32" / 69	• • •
1434TP	Plug Style Fractional Taps	3/8-16 NC	9/32"	-	2-15/16" / 74.5	• • •
1436TP	Plug Style Fractional Taps	3/8-24 NF	9/32"	-	2-15/16" / 74.5	• • •
1439TP	Plug Style Fractional Taps	7/16-14 NC	1/4"	-	3-5/32" / 80	• • •
1440TP	Plug Style Fractional Taps	7/16-20 NF	1/4"	-	3-5/32" / 80	• • •
1444TP	Plug Style Fractional Taps	1/2-13 NC	9/32"	-	3-11/32" / 85	• • •
1445TP	Plug Style Fractional Taps	1/2-20 NF	9/32"	-	3-11/32" / 85	• • •
1448TP	Plug Style Fractional Taps	9/16-12 NC	5/16"	-	3-19/32" / 91	•
1449TP	Plug Style Fractional Taps	9/16-18 NF	5/16"	-	3-19/32" / 91	•
1452TP	Plug Style Fractional Taps	5/8-11 NC	11/32"	-	3-25/32" / 96.5	•
1454TP	Plug Style Fractional Taps	5/8-18 NF	11/32"	-	3-25/32" / 96.5	•
1458TP	Plug Style Fractional Taps	3/4-10 NC	7/16"	-	4-1/4" / 108	•
1460TP	Plug Style Fractional Taps	3/4-16 NF	7/16"	-	4-1/4" / 108	•
1461TP	Plug Style Fractional Taps	7/8-9 NC	17/32"	-	4-21/32" / 118.5	•
1463TP	Plug Style Fractional Taps	7/8-14 NF	17/32"	-	4-21/32" / 118.5	•
1465TP	Plug Style Fractional Taps	1-8 NC	19/32"	-	5-1/8" / 130	•
1467TP	Plug Style Fractional Taps	1-14 NS	19/32"	-	5-1/8" / 130	•
1712TP	Plug Style Metric Taps	3-0.50	3/32"	-	2" / 50.5	• • •
1717TP	Plug Style Metric Taps	4-0.70	1/8"	-	2-3/16" / 55	• • •
1718TP	Plug Style Metric Taps	4-0.75	1/8"	-	2-3/16" / 55	• • •
1722TP	Plug Style Metric Taps	5-0.80	1/8"	-	2-7/16" / 61.5	• • •
1723TP	Plug Style Metric Taps	5-0.90	5/32"	-	2-7/16" / 61.5	• • •
1727TP	Plug Style Metric Taps	6-1.00	3/16"	-	2-5/8" / 66.5	• • •
1731TP	Plug Style Metric Taps	7-1.00	7/32"	-	2-23/32" / 69.3	• • •
1733TP	Plug Style Metric Taps	8-1.00	1/4"	-	2-23/32" / 69.1	• • •
1734TP	Plug Style Metric Taps	8-1.25	1/4"	-	2-23/32" / 68.9	• • •
1736TP	Plug Style Metric Taps	9-1.00	7/32"	-	2-15/16" / 74.4	• • •
1737TP	Plug Style Metric Taps	9-1.25	7/32"	-	2-15/16" / 74.4	• • •
1739TP	Plug Style Metric Taps	10-1.25	7/32"	-	2-15/16" / 74.4	• • •
1740TP	Plug Style Metric Taps	10-1.50	7/32"	-	2-15/16" / 74.4	• • •
1741TP	Plug Style Metric Taps	11-1.50	1/4"	-	3-5/32" / 80	• • •
1742T	Plug Style Metric Taps	12-1.25	9/32"	-	3-3/8" / 86	• • •
1743TP	Plug Style Metric Taps	12-1.50	9/32"	-	3-3/8" / 86	• • •
1744TP	Plug Style Metric Taps	12-1.75	9/32"	-	3-3/8" / 86	• • •
2449TP	Plug Style Metric Taps	14-1.25	5/16"	-	3-9/16" / 91.1	•
1750TP	Plug Style Metric Taps	14-1.50	5/16"	-	3-9/16" / 91.3	•
1752TP	Plug Style Metric Taps	14-2.00	5/16"	-	3-9/16" / 90.8	•
1755TP	Plug Style Metric Taps	16-1.50	11/32"	-	3-13/16" / 96.8	•
1756TP	Plug Style Metric Taps	16-2.00	11/32"	-	3-13/16" / 96.7	•
1759TP	Plug Style Metric Taps	18-1.50	13/32"	-	4" / 102.3	•
1761TP	Plug Style Metric Taps	18-2.50	13/32"	-	4" / 101.8	•
1764TP	Plug Style Metric Taps	20-2.50	15/32"	-	4-15/32" / 113.7	•
1765TP	Plug Style Metric Taps	22-1.50	17/32"	-	4-11/16" / 118.7	•
1768TP	Plug Style Metric Taps	24-2.00	9/16"	-	4-7/8" / 124	•
1769TP	Plug Style Metric Taps	24-3.00	9/16"	-	4-9/32" / 124.8	•
1902TPT	Pipe Taps (NPT)	1/8-28 BSP	5/16"	-	2-1/8" / 53.7	• • •
1902TP	Pipe Taps (NPT)	1/8-27 NPT	5/16"	-	2-1/8" / 54.3	• • •
1903TP	Pipe Taps (NPT)	1/4-18 NPT	13/32"	-	2-7/16" / 62.2	• • •



TAPS AND DIES

TAPS, DIES, AND SETS

PRODUCT #	DESCRIPTION	SIZE	DRIVE SIZE	LH/RH	OVERALL LENGTH IN. / MM	SET
TD117COMBOS-US	117-PC. Tap and Die/Drill/Extractor Set					
TD76COMBOS-US	76-PC. Tap and Die Set					
TD41SAES-US	41-PC. SAE Tap and Hex Die Set					
TD41METS-US	41-PC. Metric Tap and Hex Die Set					
TD117COMBOS-DSB	41-PC. Drill Set					
TD25SAES-US	25-PC. SAE Tap and Hex Die Set					
TD25METS-US	25-PC. Metric Tap and Hex Die Set					
6112DIE	Machine Screw Hexagonal Dies	4-40	5/8"	-	-	• • •
6118DIE	Machine Screw Hexagonal Dies	6-32	5/8"	-	-	• • •
6124DIE	Machine Screw Hexagonal Dies	8-32	5/8"	-	-	• • •
6128DIE	Machine Screw Hexagonal Dies	10-24	5/8"	-	-	• • •
6131DIE	Machine Screw Hexagonal Dies	10-32	5/8"	-	-	• • •
6132DIE	Machine Screw Hexagonal Dies	12-24	5/8"	-	-	• • •
6312DIE	Metric Hexagonal Dies	3-0.50	5/8"	-	-	• • •
6317DIE	Metric Hexagonal Dies	4-0.70	5/8"	-	-	• • •
6318DIE	Metric Hexagonal Dies	4-0.75	5/8"	-	-	• • •
6322DIE	Metric Hexagonal Dies	5-0.80	5/8"	-	-	• • •
6323DIE	Metric Hexagonal Dies	5-0.90	5/8"	-	-	• • •
6327DIE	Metric Hexagonal Dies	6-1.00	5/8"	-	-	• • •
6631DIE	Metric Hexagonal Dies	7-1.00	1"	-	-	• • •
6633DIE	Metric Hexagonal Dies	8-1.00	1"	-	-	• • •
6634DIE	Metric Hexagonal Dies	8-1.25	1"	-	-	• • •
6636DIE	Metric Hexagonal Dies	9-1.00	1"	-	-	• • •
6637DIE	Metric Hexagonal Dies	9-1.25	1"	-	-	• • •
6639DIE	Metric Hexagonal Dies	10-1.25	1"	-	-	• • •
6640DIE	Metric Hexagonal Dies	10-1.50	1"	-	-	• • •
6641DIE	Metric Hexagonal Dies	11-1.50	1"	-	-	• • •
6643DIE	Metric Hexagonal Dies	12-1.50	1"	-	-	• • •
6644DIE	Metric Hexagonal Dies	12-1.75	1"	-	-	• • •
6949DIE	Metric Hexagonal Dies	14-1.25	1-7/16"	-	-	• • •
6950DIE	Metric Hexagonal Dies	14-1.50	1-7/16"	-	-	• • •
6952DIE	Metric Hexagonal Dies	14-2.00	1-7/16"	-	-	• • •
6955DIE	Metric Hexagonal Dies	16-1.50	1-7/16"	-	-	• • •
6956DIE	Metric Hexagonal Dies	16-2.00	1-7/16"	-	-	• • •
6959DIE	Metric Hexagonal Dies	18-1.50	1-7/16"	-	-	• • •
6961DIE	Metric Hexagonal Dies	18-2.50	1-7/16"	-	-	• • •
8564DIE	Metric Hexagonal Dies	20-2.50	1-13/16"	-	-	• • •
8565DIE	Metric Hexagonal Dies	22-1.50	1-13/16"	-	-	• • •
8568DIE	Metric Hexagonal Dies	24-2.00	1-13/16"	-	-	• • •
8569DIE	Metric Hexagonal Dies	24-3.00	1-13/16"	-	-	• • •
6520DIE	Fractional Hexagonal Dies	1/4-20 NC	1"	-	-	• • •
6523DIE	Fractional Hexagonal Dies	1/4-28 NF	1"	-	-	• • •
6527DIE	Fractional Hexagonal Dies	5/16-18 NC	1"	-	-	• • •
6529DIE	Fractional Hexagonal Dies	5/16-24 NF	1"	-	-	• • •
6534DIE	Fractional Hexagonal Dies	3/8-16 NC	1"	-	-	• • •
6536DIE	Fractional Hexagonal Dies	3/8-24 NF	1"	-	-	• • •
6539DIE	Fractional Hexagonal Dies	7/16-14 NC	1"	-	-	• • •
6540DIE	Fractional Hexagonal Dies	7/16-20 NF	1"	-	-	• • •
6544DIE	Fractional Hexagonal Dies	1/2-13 NC	1"	-	-	• • •
6545DIE	Fractional Hexagonal Dies	1/2-20 NF	1"	-	-	• • •
6848DIE	Fractional Hexagonal Dies	9/16-12 NC	1-7/16"	-	-	• • •
6849DIE	Fractional Hexagonal Dies	9/16-18 NF	1-7/16"	-	-	• • •
6852DIE	Fractional Hexagonal Dies	5/8-11 NC	1-7/16"	-	-	• • •
6854DIE	Fractional Hexagonal Dies	5/8-18 NF	1-7/16"	-	-	• • •
6858DIE	Fractional Hexagonal Dies	3/4-10 NC	1-7/16"	-	-	• • •
6860DIE	Fractional Hexagonal Dies	3/4-16 NF	1-7/16"	-	-	• • •
7003DIE	Fractional Hexagonal Dies	1/4-18 NPT	1-7/16"	-	-	• • •
8461DIE	Fractional Hexagonal Dies	7/8-9 NC	1-13/16"	-	-	• • •
8463DIE	Fractional Hexagonal Dies	7/8-14 NF	1-13/16"	-	-	• • •
8465DIE	Fractional Hexagonal Dies	1-8 NC	1-13/16"	-	-	• • •
8467DIE	Fractional Hexagonal Dies	1-14 NF	1-13/16"	-	-	• • •
6702HDIE	Fractional Hexagonal Dies	1/8-28 BSP	1"	-	-	• • •
6702DIE	Fractional Hexagonal Dies	1/8-27 NPT	1"	-	-	• • •
HSDBF-564	High Speed Steel Drill Bits	5/64	5/64"	RH	2-1/32" / 51.6	• • •
HSDBF-764	High Speed Steel Drill Bits	7/64	7/64"	RH	2-5/8" / 66.8	• • •



PRODUCT #	DESCRIPTION	SIZE	DRIVE SIZE	LH/RH	OVERALL LENGTH IN. / MM	SET
TD117COMBOS-US	117-PC. Tap and Die/Drill/Extractor Set					
TD76COMBOS-US	76-PC. Tap and Die Set					
TD41SAES-US	41-PC. SAE Tap and Hex Die Set					
TD41METS-US	41-PC. Metric Tap and Hex Die Set					
TD117COMBOS-DSB	41-PC. Drill Set					
TD25SAES-US	25-PC. SAE Tap and Hex Die Set					
TD25METS-US	25-PC. Metric Tap and Hex Die Set					
DBF-532	High Speed Steel Drill Bits	5/32	5/32"	RH	3-1/32" / 77.4	
DBF-14	High Speed Steel Drill Bits	1/4	1/4"	RH	4-1/16" / 103.5	
DBF-1964	High Speed Steel Drill Bits	19/64	19/64"	RH	4-7/16" / 112.6	
DBF-516	High Speed Steel Drill Bits	5/16	5/16"	RH	4-17/32" / 115.1	
DBF-2164	High Speed Steel Drill Bits	21/64	21/64"	RH	4-21/32" / 118.4	
DBF-38	High Speed Steel Drill Bits	3/8	3/8"	RH	5-3/32" / 129.6	
DBF-2564	High Speed Steel Drill Bits	25/64	25/64"	RH	5-3/16" / 131.6	
DBF-1332	High Speed Steel Drill Bits	13/32	13/32"	RH	5-5/16" / 135	
DBF-2764	High Speed Steel Drill Bits	27/64	27/64"	RH	5-15/32" / 138.8	
DBF-2964	High Speed Steel Drill Bits	29/64	29/64"	RH	5-19/32" / 142.3	
TBL-B	High Speed Steel Drill Bits	B	.238"	RH	4-3/32" / 103.7	
TBL-F	High Speed Steel Drill Bits	F	.257"	RH	4-3/16" / 106.2	
TBL-H	High Speed Steel Drill Bits	H	.266"	RH	4-5/32" / 105.9	
TBL-I	High Speed Steel Drill Bits	I	.272"	RH	4-7/32" / 106.7	
TBL-J	High Speed Steel Drill Bits	J	.277"	RH	4-7/32" / 107.3	
TBL-O	High Speed Steel Drill Bits	O	.316"	RH	4-9/16" / 115.9	
TBL-Q	High Speed Steel Drill Bits	Q	.332"	RH	4-27/32" / 123.3	
TBL-R	High Speed Steel Drill Bits	R	.339"	RH	4-7/8" / 124.1	
TBL-S	High Speed Steel Drill Bits	S	.348"	RH	4-31/32" / 126.0	
TBL-U	High Speed Steel Drill Bits	U	.368"	RH	5-3/32" / 129.7	
TBL-Z	High Speed Steel Drill Bits	Z	.413"	RH	5-11/32" / 135.8	
TBN-3	High Speed Steel Drill Bits	3	.213"	RH	3-25/32" / 96.4	
TBN-7	High Speed Steel Drill Bits	7	.201"	RH	3-11/16" / 93.3	
TBN-9	High Speed Steel Drill Bits	9	.196"	RH	3-11/16" / 93.6	
TBN-16	High Speed Steel Drill Bits	16	.177"	RH	3-11/32" / 85.3	
TBN-19	High Speed Steel Drill Bits	19	.166"	RH	3-9/32" / 83.5	
TBN-20	High Speed Steel Drill Bits	20	.161"	RH	3-9/32" / 83.4	
TBN-21	High Speed Steel Drill Bits	21	.159"	RH	3-1/8" / 79.3	
TBN-25	High Speed Steel Drill Bits	25	.149"	RH	3-9/32" / 83.3	
TBN-29	High Speed Steel Drill Bits	29	.136"	RH	2-29/32" / 74.1	
TBN-30	High Speed Steel Drill Bits	30	.128"	RH	2-13/16" / 71.3	
TBN-36	High Speed Steel Drill Bits	36	.106"	RH	2-15/32" / 63	
TBN-39	High Speed Steel Drill Bits	39	.099"	RH	2-13/32" / 60.8	
TBN-43	High Speed Steel Drill Bits	43	.089"	RH	2-9/32" / 58	
SPEX1	Spiral Flute Extractors	#1	3/32"	-	1-15/16" / 49.1	
SPEX2	Spiral Flute Extractors	#2	5/32"	-	2-5/16" / 58.7	
SPEX3	Spiral Flute Extractors	#3	3/16"	-	2-21/32" / 67.1	
SPEX4	Spiral Flute Extractors	#4	9/32"	-	2-31/32" / 75.8	
SPEX5	Spiral Flute Extractors	#5	11/32"	-	3-11/32" / 84.6	
3116PGA	Thread Gauges	-	-	-	-	
1201PGA	Thread Gauges	-	-	-	-	
3157DSA	Die Stock Wrenches	5/8"	-	-	4-29/32" / 124.8	
3126DSA	Die Stock Wrenches	1"	-	-	9-15/16" / 252.8	
3136DSA	Die Stock Wrenches	1-7/16"	-	-	14-9/32" / 362.3	
3146DSA	Die Stock Wrenches	1-13/16"	-	-	21-13/32" / 543.4	
74903SDA	Die Stock Wrenches	-	-	-	3-7/32" / 81.7	
3173TWA	Tap Wrenches	#0-#1/4	3/8"	-	3-9/16" / 90.3	
3150TWA	Tap Wrenches	#1/4-#1/2	-	-	-	
3188TWA	Tap Wrenches	#0-#1/2	-	-	2-3/8" / 60.3	
3198TSA	Tap Wrenches	#1/4-#1	-	-	18" / 457.2	
TD117COMBOS-CAS	-	-	-	-	-	
TD76COMBOS-CASE	-	-	-	-	-	
TD41SAES-CASE	-	-	-	-	-	
TD41METS-CASE	-	-	-	-	-	
TD25SAES-US-CASE	-	-	-	-	-	
TD25METS-US-CASE	-	-	-	-	-	



TAPS AND DIES

TAP ADAPTERS, WRENCHES, AND SOCKETS



TSA100S

2-PC. ADJUSTABLE TAP ADAPTER

- Allows you to use your 3/8" ratchet or extension to drive any square drive tool including taps, reamers, and extractors
- These two adapters accommodate taps from #0 to 1/2" using the collet tightened jaws
- Stored in a convenient PVC case

PRODUCT #	SIZE	SET
TSA100S	2-PC. Adjustable Tap Adapter	
AHN3095001A	Small	•
AHN3095001B	Large	•



DIE STOCKS

- Maintains positive alignment for accurate threading
- Nickel-plated finish

PRODUCT #	OVERALL LENGTH	OVERALL LENGTH (MM)	SIZE
3157DSW	4-29/32"	124.6	5/8"
3126DSW	9-15/16"	252.4	1"
3136DSW	14-9/32"	362.7	1-7/16"
3146DSW	21-13/32"	543.7	1-13/16"



TSS70500

L70940

TAP SOCKET SETS

- Ideal for use in areas where a T-handle won't fit
- Fits all number and fractional M.C.T.I. standard taps through 1/2"
- Fits 1/8 NPT taps and metric taps through 12mm

PRODUCT #	SIZE	DRIVE	SET
TSS70500	8-PC. Tap Socket Set		
L70940	3-PC. Tap Socket Set		
TS70520	#1	1/4"	•
TS70540	#2	1/4"	•
TS70560	#3	1/4"	•
TS70580	#4	1/4"	•
TS70600	#5	3/8"	•
TS70620	#6	3/8"	•
TS70640	#7	3/8"	•
TS70660	#8	3/8"	•
L70860	#9	1/2"	•
L70880	#10	1/2"	•
L70900	#11	1/2"	•



**LONG RATCHETING
TAP WRENCH**

- Provide access to tight areas
- Features a sliding T-handle
- Three-position gear box for left- or right-hand threading operations

PRODUCT #	LENGTH	TAPS
AHN21210	10"	0 to 1/4"
AHN21212	12"	1/4" to 1/2"



**3102TW
T-HANDLE TAP WRENCH**

- Sliding handle with spring tension stop
- Positive grip knurled nut with 5/8" hex nut
- Accommodates 1/4" to 1/2" taps



**3150ATW
SPECIAL 2-IN-1 TAP
WRENCH WITH T-HANDLE
AND 3/8" SQUARE DRIVE**

- 7/8" Hex-style for holding taps 1/4" to 1/2", and extra recess with small hole for holding 1/4" and 5/16" taps
- Sliding T-handle with spring tension tap
- Removable T-handle to insert ratchet
- Wrench end has 3/8" square drive



ADJUSTABLE HANDLE TAP WRENCHES

- Quickly adjusted by turning knurled threaded handle
- Jaws are made of hardened steel for long wear

**3188ATW
#0 TO 1/2" TAP**

**3198TPH
1/4" TO 1" TAPS**

PITCH GAUGES



**3116TPG
METRIC PITCH GAUGE**

- Measures metric threads
- Sixteen brass-plated leaves for "pitch" or distance between threads in millimeters

BRASS CANCER STATEMENT: Brass products may contain a chemical known to the state of California to cause cancer, birth defects, or other reproductive harm.



**1201TPG
U.S. PITCH GAUGE**

- Measures U.S. or sharp "V" threads
- Eighteen cadmium-plated leaves for "pitch" or number of threads per inch



RETHREADERS

RETHREADERS AND SETS



TRCOMBO-48 RETHREADING SET

- Repairs or renews damaged threads - fractional and metric
- Taps and dies are highly tempered for strength and durability; hex-shaped for use with a socket or wrench
- Color coded for quick visual identification - metric is gold; national fine, black; national coarse, silver
- US thread pitch 11 to 24
- Metric thread pitch 0.75mm to 3.0mm



TR2599



TR2579A

SPINDLE NUT RETHREAD SETS

- Repairs or renews damaged threads - fractional and metric
- Taps and dies are highly tempered for strength and durability; hex-shaped for use with a socket or wrench
- Color coded for quick visual identification - metric is gold; national fine, black; national coarse, silver



TR1

TR2

TRMB

THREAD RESTORING FILE KITS

- Sizes clearly marked: 7/16 sq. in. x 8-1/2" long
- See next page for specifications and set breakdowns



TR66A



TRMSET

DIE PRODUCT #	TAP PRODUCT #	DESCRIPTION	SIZE	TYPE				
TRCOMBO-48	48-PC. Rethreading Set							
TR66A	26-PC. Master Rethreader Tap and Die Kit							
TR2599	20-PC. Master Spindle Nut Rethread Set							
TRMSET	15-PC. Metric Rethreader Tap, Die, and File Set							
TR2579A	8-PC. Spindle Rethread Set							
TR8CD	TR8CT	Rethreading Die and Tap	1/4" x 20	National Coarse				• •
TR10CD	TR10CT	Rethreading Die and Tap	5/16" x 18	National Coarse				• •
TR12CD	TR12CT	Rethreading Die and Tap	3/8" x 16	National Coarse				• •
TR14CD	TR14CT	Rethreading Die and Tap	7/16" x 14	National Coarse				• •
TR16CD	TR16CT	Rethreading Die and Tap	1/2" x 13	National Coarse				• •
TR18CD	TR18CT	Rethreading Die and Tap	9/16" x 12	National Coarse				• •
TR20CD	-	Rethreading Die	5/8" x 11	National Coarse				• •
TR8FD	TR8FT	Rethreading Die and Tap	1/4" x 28	National Fine				• •
TR10FD	TR10FT	Rethreading Die and Tap	5/16" x 24	National Fine				• •
TR12FD	TR12FT	Rethreading Die and Tap	3/8" x 24	National Fine				• •
TR14FD	TR14FT	Rethreading Die and Tap	7/16" x 20	National Fine				• •
TR16FD	TR16FT	Rethreading Die and Tap	1/2" x 20	National Fine				• •
TR18FD	TR18FT	Rethreading Die and Tap	9/16" x 18	National Fine				• •
TR20FD	-	Rethreading Die	5/8" x 18	National Fine				• •
TRM6D	TRM6T	Rethreading Die and Tap	6mm x 1mm	Metric				• •
TRM8D	TRM8T	Rethreading Die and Tap	8mm x 1.25mm	Metric				• •
TRM10-10D	TRM10-11T	Rethreading Die and Tap	10mm x 1mm	Metric				• •
TRM10-25D	TRM10-25T	Rethreading Die and Tap	10mm x 1.25mm	Metric				• •
TRM10D	TRM10T	Rethreading Die and Tap	10mm x 1.5mm	Metric				• •
TRM11D	TRM11T	Rethreading Die and Tap	11mm x 1.5mm	Metric				• •
TRM12-25D	TRM12-25T	Rethreading Die and Tap	12mm x 1.25mm	Metric				• •
TRM12-50D	TRM12-50T	Rethreading Die and Tap	12mm x 1.5mm	Metric				• •
TRM12D	TRM12T	Rethreading Die and Tap	12mm x 1.75mm	Metric				• •
TRM14D	TRM14T	Rethreading Die and Tap	14mm x 1.5mm	Metric				• •
LNG54-2671	-	Spindle	11/16" x 24	SAE				• •
LNG54-2677	-	Spindle	13/16" x 20	SAE				• •
54-2688-0005	-	Spindle	27/32" x 20	SAE				• •
LNG54-2676	-	Spindle	3/4" x 20	SAE				• •
54-2698-0005	-	Spindle	1" x 14	SAE				• •
54-2690-0005	-	Spindle	16mm x 1.5mm	Metric				• •
00260-542691	-	Spindle	18mm x 1.5mm	Metric				• •
54-2692-0005	-	Spindle	19mm x 1.5mm	Metric				• •
LNG54-2639	-	Spindle	20mm x 1mm	Metric				• •
54-2673-0005	-	Spindle	20mm x 1.25mm	Metric				• •
54-2678-0005	-	Spindle	20mm x 1.5mm	Metric				• •
54-2674-0005	-	Spindle	22mm x 1mm	Metric				• •
54-2679-0005	-	Spindle	22mm x 1.5mm	Metric				• •
LNG54-2675-0005	-	Spindle	24mm x 1.5mm	Metric				• •
54-2680-0005	-	Spindle	24mm x 2.0mm	Metric				• •
54-2681-0005	-	Spindle	25mm x 1.5mm	Metric				• •
TR1	-	Thread Restoring File Kit	11, 12, 13, 14, 16, 18, 20, and 24 TPI	Files				• •
TR2	-	Thread Restoring File Kit	9, 10, 12, 16, 20, 27, 28, and 32 TPI	Files				• •
TRM8	-	Thread Restoring File Kit	.075, 1, 1.25, 1.5, 1.75, 2, 2.5, and 3mm	Files				• •



EXPERT

DESIGNED FOR PROS

SECTION

7

EXPERT[®] **TOOLS**





SUB-CATEGORIES:

322

WRENCHES

345

IMPACT SOCKETS

330

DRIVE TOOLS

360

STRIKING AND STRUCK

333


CHROME SOCKETS

362

MASTER SET

WRENCHES

COMBINATION WRENCHES



E110317 SAE COMBINATION WRENCHES - 12-PT.

- Box end angled at 15° for hand clearance
- Forged in chrome-plated vanadium-steel

PRODUCT #	SIZE IN.	OVERALL LENGTH IN.	SET	
E110317	17-PC. SAE Combination Wrench Set - 12-PT.			
E110315	12-PC. SAE Combination Wrench Set - 12-PT.			
E113312	1/4"	3-15/16"	•	•
E110211	9/32"	4-21/64"	•	•
E113230	5/16"	4-23/32"	•	•
E113313	11/32"	5-1/8"	•	•
E113314	3/8"	5-33/64"	•	•
E113315	7/16"	5-29/32"	•	•
E113316	1/2"	6-11/16"	•	•
E113317	9/16"	7-3/32"	•	•
E113318	5/8"	7-7/8"	•	•

PRODUCT #	SIZE IN.	OVERALL LENGTH IN.	SET	
E110317	17-PC. SAE Combination Wrench Set - 12-PT.			
E110315	12-PC. SAE Combination Wrench Set - 12-PT.			
E113319	11/16"	8-17/64"	•	•
E113358	3/4"	9-1/16"	•	•
E113359	13/16"	9-27/32"	•	•
E113360	7/8"	10-15/64"	•	•
E113235	15/16"	11-1/32"	•	•
E113236	1"	11-39/64"	•	•
E113361	1-1/16"	12-13/64"	•	•
E113362	1-1/8"	13-25/64"	•	•
E113363	1-1/4"	14-11/64"	•	•

PRODUCT #	SIZE IN.	OVERALL LENGTH IN.
E110201	1-5/16"	14-61/64"
E110202	1-3/8"	16-1/8"
E110203	1-7/16"	16-9/64"
E110204	1-1/2"	16-59/64"
E110205	1-5/8"	18-7/64"
E110214	1-11/16"	18-1/8"
E110209	1-13/16"	19-11/16"
E110208	1-3/4"	19-11/16"
E110206	1-7/8"	21-7/16"
E110215	2"	21-7/16"




METRIC LONG COMBINATION WRENCHES - 12-PT.

- Box end angled at 15° for hand clearance
- Forged in chrome vanadium-steel

PRODUCT #	SIZE MM	OVERALL LENGTH IN.
E117700	19	11-1/32"
E117701	21	11-27/32"
E117702	22	12-33/64"
E117703	23	12-33/64"
E117704	24	13-5/16"
E117705	26	13-31/32"
E117706	27	14-49/64"
E117707	28	14-49/64"

PRODUCT #	SIZE MM	OVERALL LENGTH IN.
E117708	29	16-19/64"
E117709	30	16-19/64"
E117710	32	17-1/8"
E117711	33	18-1/2"
E117712	34	18-1/2"
E117713	35	18-1/2"
E117714	36	20-5/64"



E110313-US
METRIC COMBINATION
WRENCHES - 12-PT.

- Box end angled at 15° for hand clearance
- Forged in chrome vanadium-steel


PRODUCT #	SIZE MM	OVERALL LENGTH IN.	SET
E110313-US	18-PC. Metric Combination Wrench Set - 12-PT.		
E110310-US	10-PC. Metric Combination Wrench Set - 12-PT.		
E113228	5	3-21/32"	
E113229	5.5	3-21/32"	
E113202	6	3-15/16"	•
E113200	7	4-21/64"	•
E113201	8	4-23/32"	•
E113204	9	5-1/8"	•
E113205	10	5-33/64"	• •
E113206	11	5-29/32"	• •
E113207	12	6-19/64"	• •
E113208	13	6-11/16"	• •
E113209	14	7-3/32"	• •

PRODUCT #	SIZE MM	OVERALL LENGTH IN.	SET
E110313-US	18-PC. Metric Combination Wrench Set - 12-PT.		
E110310-US	10-PC. Metric Combination Wrench Set - 12-PT.		
E113210	15	7-31/64"	• •
E113211	16	7-7/8"	• •
E113212	17	8-17/64"	• •
E113213	18	8-21/32"	• •
E113214	19	9-1/16"	• •
E113215	20	9-29/64"	•
E113216	21	9-27/32"	•
E113217	22	10-15/64"	•
E113218	23	10-1/4"	
E113219	24	11-1/32"	•

PRODUCT #	SIZE MM	OVERALL LENGTH IN.
E113220	25	11-39/64"
E113221	26	11-39/64"
E113222	27	12-13/64"
E113223	28	13-25/64"
E113224	29	13-25/64"
E113225	30	13-25/64"
E113226	32	14-11/64"

E114401
5-PC. METRIC HALF-MOON
WRENCH SET - 12-PT.

PRODUCT #	SIZE A MM	SIZE B MM	OVERALL LENGTH IN.	SET
E114401	5-PC. Metric Half-Moon Wrench Set - 12-PT.			
E114402	10	12	5-5/8"	•
E114403	11	13	6-9/16"	•
E114404	14	15	7-1/2"	•
E114405	16	18	8-5/8"	•
E114406	17	19	8-5/8"	•





E114407
5-PC. SAE HALF-MOON
WRENCH SET - 12-PT.

PRODUCT #	SIZE A IN.	SIZE B IN.	OVERALL LENGTH IN.	SET
E114407	5-PC. SAE Half-Moon Wrench Set - 12-PT.			
E114408	3/8"	7/16"	5-5/8"	•
E114409	1/2"	9/16"	6-5/8"	•
E114410	5/8"	3/4"	8-11/16"	•
E114411	11/16"	13/16"	10-1/4"	•
E114412	7/8"	15/16"	11-1/4"	•



WRENCHES

COMBINATION WRENCHES



E110601A METRIC OFFSET COMBINATION WRENCHES - 12-PT.

- Open end angled at 15° from handle axis
- 12-PT. ring wrenches offset by 70° for better access to recessed fasteners

PRODUCT #	SIZE MM	OVERALL LENGTH IN.	SET
E110601A	20-PC. Offset Combination Wrench Set - 12-PT.		
E110602	14-PC. Offset Combination Wrench Set - 12-PT.		
E110603	6-PC. Offset Combination Wrench - 12-PT.		
E117720	6	4-15/16	• •
E117721	7	5-5/16	• •
E117722	8	5-23/32	• •
E117723	9	6-3/32	• •
E117724	10	6-1/2	• •
E117725	11	6-3/4	• •
E117726	12	7-3/32	• •
E117727	13	7-11/16	• •
E117728	14	8-1/4	• •
E117729	15	8-15/32	• •
E117730	16	9-1/16	• •
E117731	17	9-15/32	• •

PRODUCT #	SIZE MM	OVERALL LENGTH IN.	SET
E110601A	20-PC. Offset Combination Wrench Set - 12-PT.		
E110602	14-PC. Offset Combination Wrench Set - 12-PT.		
E110603	6-PC. Offset Combination Wrench - 12-PT.		
E117732	18	10-1/32	• •
E117733	19	10-7/16	• •
E117734	21	11	• •
E117735	22	11-13/16	• •
E117736	23	12-19/32	• •
E117737	24	12-19/32	• •
E117738	26	13-23/32	• •
E117739	27	14-9/16	• •
E117740	28	14-9/16	• •
E117741	29	15-11/32	• •
E117742	30	15-11/32	• •
E117743	32	16-7/32	• •


*All sets come in a canvas pouch

E111706A METRIC OFFSET BOX-END WRENCHES - 12-PT.

- 12-PT. ring wrenches offset by 70°
- Ring profile maximizes contact surface

PRODUCT #	SIZE A MM	SIZE B MM	OVERALL LENGTH IN.	SET
E111706A	13-PC. Metric Offset Box-End Wrench Set - 12-PT.			
E111712	7-PC. Metric Offset Box-End Wrench Set - 12-PT.			
E113321	6	7	6-11/16"	• •
E113322	8	9	7-11/64"	• •
E113323	10	11	8-7/64"	• •
E113324	12	13	8-25/64"	• •
E113325	14	15	8-31/32"	• •
E113326	16	17	9-11/16"	• •
E111500	18	19	10-7/16"	• •
E113328	20	22	11-11/32"	• •
E113730	21	23	12-13/64"	• •
E113329	22	24	12-13/64"	• •
E113367	25	28	13-45/64"	• •
E113368	27	29	14-41/64"	• •
E117376	30	32	14-41/64"	• •

*All sets come in a canvas pouch



E111300 11-PC. SAE OPEN-END WRENCH SET

- Open end angled at 15° from handle axis

PRODUCT #	SIZE A IN.	SIZE B IN.	OVERALL LENGTH IN.	SET
E111300	11-PC. SAE Open-End Wrench Set			
E113289	1/4"	5/16"	4-3/4"	•
E113290	11/32"	12/32"	5-1/2"	•
E113291	3/8"	7/16"	6"	•
E111301	7/16"	1/2"	6-3/4"	•
E113292	1/2"	9/16"	7"	•
E113293	5/8"	11/16"	8"	•
E111302	11/16"	3/4"	8-1/2"	•
E113294	3/4"	13/16"	9-1/4"	•
E111303	13/16"	7/8"	9-3/4"	•
E113295	7/8"	15/16"	9-3/4"	•
E111304	15/16"	1"	9-3/4"	•



E111409
8-PC. METRIC OPEN-END WRENCH SET

• Open end angled at 15° from handle axis

PRODUCT #	SIZE A MM	SIZE B MM	OVERALL LENGTH IN.	SET
E111409	8-PC. Metric Open-End Wrench Set			
E113262	4	5	4-13/32"	
E113250	6	7	4-51/64"	•
E113251	8	9	5-33/64"	•
E113265	8	10	5-33/64"	
E113252	10	11	6-9/64"	•
E113267	10	13	6-49/64"	
E113268	11	13	6-49/64"	
E113253	12	13	6-49/64"	•
E113272	13	17	7-13/32"	
E113254	14	15	7-13/32"	•
E113255	16	17	8-1/32"	•
E113275	17	19	8-21/32"	
E113256	18	19	8-21/32"	•
E113257	20	22	9-7/32"	•



E112501
5-PC. METRIC FLARE-NUT WRENCH SETS

PRODUCT #	SIZE A MM	SIZE B MM	OVERALL LENGTH IN.
E113258	21	23	9-23/32"
E113279	22	24	9-23/32"
E111201	24	26	10-15/32"
E113259	24	27	10-15/32"
E113281	27	29	11-57/64"
E113282	27	30	11-57/64"
E113285	33	35	12-9/16"
E113286	36	41	14-61/64"
E113287	34	36	12-9/16"
E113288	38	42	14-61/64"

PRODUCT #	SIZE A MM	SIZE B MM	OVERALL LENGTH IN.	SET
E112501	5-PC. Metric Flare-Nut Wrench Set			
E112503	5-PC. Metric Flare-Nut Wrench Set			
E112301	7	9	5-15/32"	•
E117388	8	10	5-15/32"	•
E112309	9	11	6-1/32"	•
E112310	10	12	6-1/32"	•
E117391	11	13	6-27/32"	• •
E117392	12	14	6-27/32"	• •
E112311	13	14	6-27/32"	•
E112312	15	17	7-43/64"	
E112313	16	18	8-25/64"	
E117394	17	19	8-25/64"	•
E112314	19	21	8-31/32"	



E112502
5-PC. SAE FLARE-NUT WRENCH SET

PRODUCT #	SIZE A IN.	SIZE B IN.	OVERALL LENGTH IN.	SET
E112502	5-PC. SAE Flare-Nut Wrench Set			
E112404	1/4"	5/16"	5-15/32"	•
E112405	3/8"	7/16"	6-1/32"	•
E112401	1/2"	9/16"	6-27/32"	•
E112402	5/8"	11/16"	7-43/64"	•
E112403	3/4"	7/8"	8-31/32"	•



WRENCHES

RATCHETING WRENCHES




E111119
8-PC. SAE EXTRA LONG
RATCHETING WRENCH SET - 12-PT.

PRODUCT #	SIZE A IN.	OVERALL LENGTH IN.	SET
E111119	8-PC. SAE Extra Long Ratcheting Wrench Set - 12-PT.		
E110983	5/16"	8-3/8"	•
E110984	3/8"	9-1/2"	•
E110985	7/16"	9-29/32"	•
E110986	1/2"	11-5/16"	•
E110987	9/16"	12"	•
E110988	5/8"	13-23/32"	•
E110989	11/16"	14-11/16"	•
E110990	3/4"	15-19/32"	•



E111120
12-PC. METRIC EXTRA LONG
RATCHETING WRENCH SET - 12-PT.

PRODUCT #	SIZE A MM	OVERALL LENGTH IN.	SET
E111120	12-PC. Metric Extra Long Ratcheting Wrench Set - 12-PT.		
E110970	8	8-11/16"	•
E110971	9	8-7/8"	•
E110972	10	9-1/2"	•
E110973	11	9-7/8"	•
E110974	12	10-1/2"	•
E110975	13	11-1/4"	•
E110976	14	12"	•
E110977	15	12-11/16"	•
E110978	16	13-11/16"	•
E110979	17	14-11/16"	•
E110980	18	15-1/8"	•
E110981	19	15-1/2"	•



E111111
SAE REVERSIBLE RATCHETING
COMBINATION WRENCH SETS

PRODUCT #	SIZE IN.	OVERALL LENGTH IN.	SET
E111111	15-PC. SAE Reversible Combination Ratcheting Wrench Set - 12-PT.		
E111017	9/32"	4-7/8"	•
E111018	11/32"	5-19/32"	•
E111002	3/8"	6-7/32"	•
E111003	7/16"	6-37/64"	•
E111004	1/2"	7-3/64"	•
E111005	9/16"	7-7/16"	•
E111006	5/8"	8-15/32"	•
E111007	11/16"	9-9/64"	•
E111008	3/4"	9-23/32"	•
E111009	7/8"	11-7/32"	•
E111010	15/16"	12-51/64"	•
E111011	1"	12-51/64"	•
E111012	1-1/16"	14-9/64"	•
E111013	1-1/8"	16-47/64"	•
E111014	1-1/4"	16-47/64"	•



E111106-US
METRIC REVERSIBLE RATCHETING
COMBINATION WRENCH SET - 12-PT.

PRODUCT #	SIZE MM	OVERALL LENGTH IN.	SET
E111106-US	12-PC. Metric Reversible Ratcheting Combination Wrench Set - 12-PT.		
E113301	8	5-5/16"	•
E113302	9	5-19/32"	•
E113303	10	6-7/32"	•
E113300	11	6-37/64"	•
E113304	12	6-13/16"	•
E113305	13	7-3/64"	•
E113306	14	7-7/16"	•
E113307	15	7-53/64"	•
E113308	16	8-15/32"	•
E113309	17	9-9/64"	•
E113310	18	9-3/8"	•
E113311	19	9-23/32"	•

PRODUCT #	SIZE MM	OVERALL LENGTH IN.
E117377	6	4-7/8"
E117378	7	4-7/8"
E110952	20	11-7/32"
E117370	21	11-7/32"
E117371	22	11-7/32"
E110960	23	12-51/64"
E117372	24	12-51/64"
E117373	27	14-9/64"
E117374	30	16-47/64"
E113460	32	16-47/64"



E111113
19-PC. METRIC REVERSIBLE RATCHETING COMBINATION WRENCH SET - 12-PT.

PRODUCT #	SIZE MM	OVERALL LENGTH IN.	SET
E111113	19-PC. Metric Reversible Ratcheting Combination Wrench Set - 12-PT.		
E1117377	6	4-7/8"	•
E1117378	7	4-7/8"	•
E1113301	8	5-5/16"	•
E1113302	9	5-19/32"	•
E1113303	10	6-7/32"	•
E1113300	11	6-37/64"	•
E1113304	12	6-13/16"	•
E1113305	13	7-3/64"	•
E1113306	14	7-7/16"	•
E1113307	15	7-53/64"	•
E1113308	16	8-15/32"	•
E1113309	17	9-9/64"	•
E1113310	18	9-3/8"	•
E1113311	19	6-27/32"	•
E110952	20	9-23/32"	•
E1117370	21	11-7/32"	•
E1117371	22	11-7/32"	•
E110960	23	12-51/64"	•
E1117372	24	12-51/64"	•



E111101-US
12-PC. METRIC RAPID RATCHETING COMBINATION WRENCH SET - 12-PT.


- Rapid feature eliminates the need to remove and reposition the wrench during tightening and loosening

PRODUCT #	SIZE MM	OVERALL LENGTH IN.	SET
E111101-US	12-PC. Rapid Ratcheting Combination Wrench Set - 12-PT.		
E110924	8	5-23/64"	•
E110925	9	5-5/8"	•
E110926	10	6-19/64"	•
E110927	11	6-39/64"	•
E110928	12	6-27/32"	•
E110929	13	7-3/32"	•
E110930	14	7-19/32"	•
E110931	15	7-7/8"	•
E110932	16	8-1/2"	•
E110933	17	9-11/64"	•
E110934	18	9-13/32"	•
E110935	19	9-27/32"	•



E111040
5-PC. EXTRA-LONG SAE DOUBLE-BOX FLEX RATCHETING WRENCH SET - 12-PT.

PRODUCT #	SIZE IN.	SET
E111040	5-PC. Extra-Long SAE Double-Box Flex Ratcheting Wrench Set - 12-PT.	
E111041	1/4" x 5/16"	•
E111042	3/8" x 7/16"	•
E111043	1/2" x 9/16"	•
E111044	5/8" x 11/16"	•
E111045	3/4" x 7/8"	•



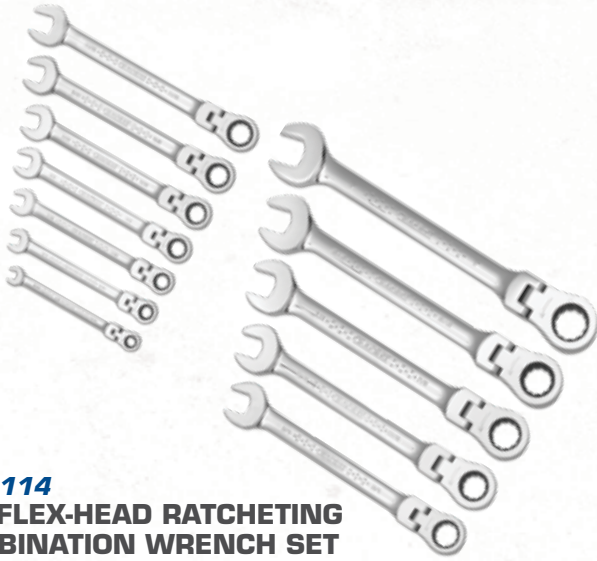
E111050
6-PC. EXTRA-LONG METRIC DOUBLE-BOX FLEX RATCHETING WRENCH SET - 12-PT.

PRODUCT #	SIZE MM	SET
E111050	6-PC. Extra-Long Metric Double-Box Flex Ratcheting Wrench Set - 12-PT.	
E111051	8mm x 9mm	•
E111052	10mm x 11mm	•
E111053	12mm x 13mm	•
E111054	14mm x 15mm	•
E111055	16mm x 17mm	•
E111056	18mm x 19mm	•



WRENCHES

RATCHETING WRENCHES



E111114
SAE FLEX-HEAD RATCHETING
COMBINATION WRENCH SET

PRODUCT #	SIZE A IN.	OVERALL LENGTH IN.	SET
E111114	12-PC. SAE Flex-Head Ratcheting Combination Wrench Set - 12-PT.		
E111020	5/16"	5-11/32"	•
E111022	3/8"	6-19/64"	•
E111023	7/16"	6-39/64"	•
E111024	1/2"	7-3/32"	•
E111025	9/16"	7-19/32"	•
E111026	5/8"	8-1/2"	•
E111027	11/16"	9-11/64"	•
E111028	3/4"	9-27/32"	•
E111029	13/16"	11-7/32"	•
E111030	7/8"	11-7/32"	•
E111031	15/16"	12-51/64"	•
E111032	1"	12-51/64"	•



E111102
METRIC FLEX-HEAD RATCHETING
COMBINATION WRENCH SET

PRODUCT #	SIZE A MM	OVERALL LENGTH IN.	SET
E111102	12-PC. Metric Flex-Head Ratcheting Combination Wrench Set - 12-PT.		
E110901	8	5-23/64"	•
E110902	9	5-5/8"	•
E110903	10	6-19/64"	•
E110904	11	6-39/64"	•
E110905	12	6-27/32"	•
E110906	13	7-3/32"	•
E110907	14	7-19/32"	•
E110908	15	7-7/8"	•
E110909	16	8-1/2"	•
E110910	17	9-11/64"	•
E110911	18	9-13/32"	•
E110912	19	9-27/32"	•




**DOUBLE-BOX END RATCHETING
WRENCH SETS - 12-PT.**

PRODUCT #	SIZE MM	SET
E111109	6-PC. Metric Double-Box End Ratcheting Wrench Set - 12-PT.	
E110954	8mm x 9mm	•
E110955	10mm x 11mm	•
E110956	12mm x 13mm	•
E110957	14mm x 15mm	•
E110958	16mm x 18mm	•
E110959	17mm x 19mm	•



PRODUCT #	SIZE IN.	SET
E111135	4-PC. SAE Double-Box End Ratcheting Wrench Set - 12-PT.	
E111033	5/16" x 3/8"	•
E111034	7/16" x 1/2"	•
E111035	9/16" x 5/8"	•
E111036	11/16" x 3/4"	•





E111105
7-PC. SAE STUBBY RATCHETING WRENCH SET - 12-PT.

PRODUCT #	SIZE A IN.	OVERALL LENGTH IN.	SET
E111105	7-PC. SAE Stubby Ratcheting Wrench Set - 12-PT.		
E110807	3/8"	3-25/32"	•
E110808	7/16"	4-3/32"	•
E110809	1/2"	4-1/4"	•
E110810	9/16"	4-31/64"	•
E110811	5/8"	4-41/64"	•
E110812	11/16"	5-3/64"	•
E110813	3/4"	5-7/16"	•



E111104-US
7-PC. METRIC STUBBY RATCHETING WRENCH SET - 12-PT.

PRODUCT #	SIZE A MM	OVERALL LENGTH IN.	SET
E111104-US	7-PC. Metric Stubby Ratcheting Wrench Set - 12-PT.		
E110914	10	3-25/32"	•
E110916	12	4-3/32"	•
E110917	13	4-1/4"	•
E110918	14	4-31/64"	•
E110919	15	4-41/64"	•
E110921	17	5-3/64"	•
E110923	19	5-7/16"	•



E112701
3-PC. ADJUSTABLE WRENCH SET

PRODUCT #	LENGTH L	MAXIMUM OPENING	SET
E112701	3-PC. Adjustable Wrench Set		
E187366	6"	15/16"	•
E187368	8"	1-1/8"	•
E187470	10"	1-5/6"	•
E187472	12"	1-1/2"	
E187473	14"	1-9/16"	
E117905	18"	2-1/16"	
E117906	24"	2-7/16"	



ADJUSTABLE PIPE WRENCH

PRODUCT #	LENGTH L
E117820	8"
E117821	10"
E117822	14"
E117823	18"
E117824	24"
E117825	36"
E090103	48"



DRIVE TOOLS

RATCHET HEADS AND HANDLES



PEAR-HEAD QUICK-RELEASE RATCHET

- Bi-material handle ratchet
- 72-Tooth gear
- 5° Ratchet swing

PRODUCT #	DRIVE SIZE	OVERALL LENGTH
E030605	1/4"	5-33/64"
E031706	3/8"	7-53/64"
E032808	1/2"	9-27/32"



FLEX-HEAD RATCHETS

- Flex-head ratchet allows user to reach places inaccessible to standard ratchets
- 72-Tooth gear
- 5° Ratchet swing

PRODUCT #	DRIVE SIZE	OVERALL LENGTH
E031702	3/8"	10-53/64"
E032803	1/2"	17-13/64"



ROUND-HEAD QUICK-RELEASE RATCHETS

- Bi-material handle ratchet
- 72-Tooth gear
- 5° Ratchet swing

PRODUCT #	DRIVE SIZE	OVERALL LENGTH
E030601	1/4"	5-33/64"
E031701	3/8"	7-53/64"



ROTATING-HEAD RATCHETS

- Rotating head pivots to access hard-to-reach areas
- 72-Tooth gear
- 5° Ratchet swing

PRODUCT #	DRIVE SIZE	OVERALL LENGTH
E031703	3/8"	9-7/32"






EXTRA-LONG RATCHETS

- Bi-material handle ratchet
- 72-Tooth gear
- 5° Ratchet swing

PRODUCT #	DRIVE SIZE	OVERALL LENGTH
E032710	1/4"	12"
E032711	3/8"	18"
E032712	1/2"	24"



RATCHETS

PRODUCT #	DRIVE SIZE	OVERALL LENGTH
E113819	3/4"	23-3/8"
E034601	1"	26-7/32"

SLIDING T-HANDLES

PRODUCT #	DRIVE SIZE	OVERALL LENGTH
E117355	1/4"	4-9/64"
E117361	3/8"	6-11/16"
E031601	3/8"	10"
E117259	1/2"	9-29/64"
E113815	3/4"	18-57/64"
E034503	1"	19-11/16"


DRIVE SPEED HANDLE RATCHETS

PRODUCT #	DRIVE SIZE	OVERALL LENGTH
E031604	3/8"	16-1/2"
E032702	1/2"	18"



BREAKER BAR

PRODUCT #	DRIVE SIZE	OVERALL LENGTH
E031602	3/8"	7-7/8"
E031603	3/8"	14-49/64"
E032804	1/2"	17"
E032805	1/2"	23"
E033804	3/4"	41.5"



LOCKING RATCHET HANDLES

PRODUCT #	DRIVE SIZE	OVERALL LENGTH
E113816	3/4"	16-47/64"

DRIVE TOOLS

BIT HOLDERS, ADAPTERS, EXTENSIONS



E131601
MINI 1/4" HEX
BIT RATCHET

- Overall Length: 3-1/2"



RATCHET HEADS

PRODUCT #	DRIVE SIZE	GEAR
E113817	3/4"	24-Tooth
E034600	1"	24-Tooth



UNIVERSAL JOINTS

PRODUCT #	DRIVE SIZE	OVERALL LENGTH
E117360	1/4"	63/64"
E117367	3/8"	1-5/32"
E117264	1/2"	1-19/32"
E113822	3/4"	1-1/2"



EXTENSIONS

PRODUCT #	DRIVE SIZE	SIZE
E113771	1/4"	2"
E117356	1/4"	4"
E113772	1/4"	6"
E117363	3/8"	3"
E113850	3/8"	6"
E117364	3/8"	10"
E031606	3/8"	12"
E113710	1/2"	3"
E117260	1/2"	5"
E117261	1/2"	10"
E113820	3/4"	4"
E113823	3/4"	8"
E113824	3/4"	16"
E034501	1"	8"
E034502	1"	16"



E113648
1/4" MAGNETIC
BIT HOLDER

- Overall Length: 2-5/16"



E117398
3-PC. UNIVERSAL JOINT
SOCKET ADAPTER SET

PRODUCT #	DRIVE SIZE	OVERALL LENGTH
E117395	1/4"	1-5/8"
E117396	3/8"	2"
E117397	1/2"	2-3/8"



E168733
1/4" BIT HOLDER
LOCKING DRIVER

- Overall Length: 2-5/16"



DRIVE ADAPTERS

PRODUCT #	DRIVE SIZE	OVERALL LENGTH
E117358	1/4" F x 3/8" M	63/64"
E117365	3/8" F x 1/4" M	1"
E117366	3/8" F x 1/2" M	1-27/64"
E117262	1/2" F x 3/8" M	1-23/64"
E117263	1/2" F x 3/4" M	1-21/32"
E113821	3/4" F x 1/2" M	1-7/8"



E033801
UNIVERSAL
BAR JOINT

- For use with E113816
- Drive Size: 3/4"



SOCKET
SPINNER HANDLE

PRODUCT #	DRIVE SIZE	OVERALL LENGTH
E113910	1/4"	6-1/8"



BIT

SOCKET ADAPTERS

PRODUCT #	DRIVE SIZE	OVERALL LENGTH
E117359	1/4"	63/64"
E113851	3/8"	1-31/32"
E113711	1/2"	1-37/64"



E113814
SLIDING TEE

- For use with E113816
- Drive Size: 3/4"

SOCKET SETS

COMBINATION SOCKET SETS



E030711-US 66-PC. 1/4" DRIVE COMBINATION SOCKET SET - 6-PT.

- Innovative design to prevent fastener rounding
- Chrome-plated vanadium-steel
- High visibility size marking for easy identification
- Bi-material handle ratchet

PRODUCT #	DESCRIPTION	SIZE	OVERALL LENGTH
E030711-US	66-PC. 1/4" Drive Combination Socket Set - 6-PT.		
E113770	1/4" Drive Pear Head Ratchet	-	5-1/2"
E113771	1/4" Drive Extension	2"	2-3/16"
E113772	1/4" Drive Extension	6"	6"
E117360	1/4" Drive Universal Joint	-	1"
E113910	1/4" Drive Socket Spinner Handle	-	6-1/8"
E117355	1/4" Drive Sliding T-Handle	-	4-1/8"
E030301	1/4" Drive Socket - 6-PT.	3/16"	1"
E030302	1/4" Drive Socket - 6-PT.	7/32"	1"
E030303	1/4" Drive Socket - 6-PT.	1/4"	1"
E030304	1/4" Drive Socket - 6-PT.	9/32"	1"
E030305	1/4" Drive Socket - 6-PT.	5/16"	1"
E030306	1/4" Drive Socket - 6-PT.	11/32"	1"
E030307	1/4" Drive Socket - 6-PT.	3/8"	1"
E030308	1/4" Drive Socket - 6-PT.	7/16"	1"
E030309	1/4" Drive Socket - 6-PT.	1/2"	1"
E117293	1/4" Drive Metric Socket - 6-PT.	4	1"
E117688	1/4" Drive Metric Socket - 6-PT.	4.5	1"
E117294	1/4" Drive Metric Socket - 6-PT.	5	1"
E117295	1/4" Drive Metric Socket - 6-PT.	5.5	1"
E117296	1/4" Drive Metric Socket - 6-PT.	6	1"
E117297	1/4" Drive Metric Socket - 6-PT.	7	1"
E117298	1/4" Drive Metric Socket - 6-PT.	8	1"
E117299	1/4" Drive Metric Socket - 6-PT.	9	1"
E117350	1/4" Drive Metric Socket - 6-PT.	10	1"
E117351	1/4" Drive Metric Socket - 6-PT.	11	1"
E117352	1/4" Drive Metric Socket - 6-PT.	12	1"
E117353	1/4" Drive Metric Socket - 6-PT.	13	1"
E117354	1/4" Drive Metric Socket - 6-PT.	14	1"
E030310	1/4" Drive Deep Socket - 6-PT.	3/16"	2"
E030311	1/4" Drive Deep Socket - 6-PT.	7/32"	2"
E030312	1/4" Drive Deep Socket - 6-PT.	1/4"	2"
E030313	1/4" Drive Deep Socket - 6-PT.	9/32"	2"
E030314	1/4" Drive Deep Socket - 6-PT.	5/16"	2"

PRODUCT #	DESCRIPTION	SIZE (MM)	OVERALL LENGTH
E030711-US	66-PC. 1/4" Drive Combination Socket Set - 6-PT.		
E030315	1/4" Drive Deep Socket - 6-PT.	11/32"	2"
E030316	1/4" Drive Deep Socket - 6-PT.	3/8"	2"
E030317	1/4" Drive Deep Socket - 6-PT.	7/16"	2"
E030318	1/4" Drive Deep Socket - 6-PT.	1/2"	2"
E113751	1/4" Drive Metric Deep Socket - 6-PT.	4	2"
E113752	1/4" Drive Metric Deep Socket - 6-PT.	5	2"
E113754	1/4" Drive Metric Deep Socket - 6-PT.	6	2"
E113755	1/4" Drive Metric Deep Socket - 6-PT.	7	2"
E113756	1/4" Drive Metric Deep Socket - 6-PT.	8	2"
E113757	1/4" Drive Metric Deep Socket - 6-PT.	9	2"
E113758	1/4" Drive Metric Deep Socket - 6-PT.	10	2"
E113759	1/4" Drive Metric Deep Socket - 6-PT.	11	2"
E113760	1/4" Drive Metric Deep Socket - 6-PT.	12	2"
E113761	1/4" Drive Metric Deep Socket - 6-PT.	13	2"
E030103	Socket, Hex Bit 1/4" Drive	3	-
E030104	Socket, Hex Bit 1/4" Drive	4	-
E030105	Socket, Hex Bit 1/4" Drive	5	-
E117359	Bit, Socket Adapter	-	1"
E130101	Bit, Slotted	4	-
E130103	Bit, Slotted	5.5	-
E130104	Bit, Slotted	6.5	-
E113685	Bit Socket Adapter	#2 Phillips®	-
E113686	Bit Socket Adapter	#2 Phillips®	-
E113687	Bit Socket Adapter	#3 Phillips®	-
E113631	Bit Socket Adapter	PZ1	-
E113632	Bit Socket Adapter	PZ2	-
E113633	Bit Socket Adapter	PZ3	-
E117781	Bit Socket Adapter	T10	-
E117782	Bit Socket Adapter	T15	-
E117783	Bit Socket Adapter	T20	-
E117784	Bit Socket Adapter	T25	-
E117786	Bit Socket Adapter	T30	-
E117787	Bit Socket Adapter	T40	-

Phillips® is a trademark of Phillips Screw Company | Pozidriv® is a trademark of Phillips Screw Company | Torx® is a trademark of Acumen Intellectual Properties, LLC



SOCKET SETS

1/4" SOCKETS AND SETS



E034818
26-PC. 1/4" DRIVE SAE
STANDARD AND DEEP SOCKET SET - 6-PT.

- 72-Tooth pear head ratchet
- Meets or exceeds ISO and DIN specifications

PRODUCT #	DESCRIPTION	SIZE	SIZE IN.	OVERALL LENGTH	SET
E034818	26-PC. 1/4" Drive SAE Standard and Deep Socket Set - 6-PT.				
E030605	Pear Head Ratchet	1/4"	-	5-33/64"	•
E113771	Extension	1/4"	-	2"	•
E113772	Extension	1/4"	-	6"	•
E113910	Spinner Handle	1/4"	-	6-1/8"	•
E117360	Universal Joint	1/4"	-	1"	•
E030301	Socket	1/4"	3/16"	1"	•
E030302	Socket	1/4"	7/32"	1"	•
E030303	Socket	1/4"	1/4"	1"	•
E030304	Socket	1/4"	9/32"	1"	•
E030305	Socket	1/4"	5/16"	1"	•
E030306	Socket	1/4"	11/32"	1"	•
E030307	Socket	1/4"	3/8"	1"	•
E030308	Socket	1/4"	7/16"	1"	•
E030309	Socket	1/4"	1/2"	1"	•
E030320	Socket	1/4"	9/16"	1"	•
E030319	Deep Socket	1/4"	5/32"	2"	•
E030310	Deep Socket	1/4"	3/16"	2"	•
E030311	Deep Socket	1/4"	7/32"	2"	•
E030312	Deep Socket	1/4"	1/4"	2"	•
E030313	Deep Socket	1/4"	9/32"	2"	•
E030314	Deep Socket	1/4"	5/16"	2"	•
E030315	Deep Socket	1/4"	11/32"	2"	•
E030316	Deep Socket	1/4"	3/8"	2"	•
E030317	Deep Socket	1/4"	7/16"	2"	•
E030318	Deep Socket	1/4"	1/2"	2"	•
E030322	Deep Socket	1/4"	9/16"	2"	•



E034820-US
27-PC. 1/4" DRIVE METRIC
STANDARD AND DEEP SOCKET SET - 6-PT.

- Full polish ratchet

PRODUCT #	DESCRIPTION	SIZE	SIZE MM	OVERALL LENGTH	SET
E034820-US	27-PC. 1/4" Drive Metric Standard and Deep Socket Set - 6-PT.				
E030605	Pear Head Ratchet	1/4"	-	5-33/64"	•
E113771	Extension	1/4"	-	2"	•
E113772	Extension	1/4"	-	6"	•
E113910	Spinner Handle	1/4"	-	6-1/8"	•
E117360	Universal Joint	1/4"	-	1"	•
E117294	Socket	1/4"	5	1"	•
E117295	Socket	1/4"	5.5	1"	•
E117296	Socket	1/4"	6	1"	•
E117297	Socket	1/4"	7	1"	•
E117298	Socket	1/4"	8	1"	•
E117299	Socket	1/4"	9	1"	•
E117350	Socket	1/4"	10	1"	•
E117351	Socket	1/4"	11	1"	•
E117352	Socket	1/4"	12	1"	•
E117353	Socket	1/4"	13	1"	•
E117354	Socket	1/4"	14	1"	•
E113752	Deep Socket	1/4"	5	2"	•
E113753	Deep Socket	1/4"	5.5	2"	•
E113754	Deep Socket	1/4"	6	2"	•
E113755	Deep Socket	1/4"	7	2"	•
E113756	Deep Socket	1/4"	8	2"	•
E113757	Deep Socket	1/4"	9	2"	•
E113758	Deep Socket	1/4"	10	2"	•
E113759	Deep Socket	1/4"	11	2"	•
E113760	Deep Socket	1/4"	12	2"	•
E113761	Deep Socket	1/4"	13	2"	•
E113762	Deep Socket	1/4"	14	2"	•



E030700-US
19-PC. 1/4" DRIVE
METRIC SOCKET SET - 6-PT.

- Innovative design to prevent fastener rounding
- High visibility size marking for easy identification
- Bi-material handle ratchet

PRODUCT #	DESCRIPTION	SIZE MM	OVERALL LENGTH	SET
E030700-US	19-PC. 1/4" Drive Metric Socket Set - 6-PT.			
E030605	1/4" Drive Pear Head Ratchet		5-33/64"	•
E113771	1/4" Drive Extension	2"	2-11/64"	•
E117355	1/4" Drive Sliding T-Handle	-	4-9/64"	•
E117356	1/4" Drive Extension	4"	3-15/64"	•
E117360	1/4" Drive Universal Joint		1"	•
E117293	1/4" Drive Metric Socket - 6-PT.	4	1"	•
E117688	1/4" Drive Metric Socket - 6-PT.	4.5	1"	•
E117294	1/4" Drive Metric Socket - 6-PT.	5	1"	•
E117295	1/4" Drive Metric Socket - 6-PT.	5.5	1"	•
E117296	1/4" Drive Metric Socket - 6-PT.	6	1"	•
E117297	1/4" Drive Metric Socket - 6-PT.	7	1"	•
E117298	1/4" Drive Metric Socket - 6-PT.	8	1"	•
E117299	1/4" Drive Metric Socket - 6-PT.	9	1"	•
E117350	1/4" Drive Metric Socket - 6-PT.	10	1"	•
E117351	1/4" Drive Metric Socket - 6-PT.	11	1"	•
E117352	1/4" Drive Metric Socket - 6-PT.	12	1"	•
E117353	1/4" Drive Metric Socket - 6-PT.	13	1"	•
E117354	1/4" Drive Metric Socket - 6-PT.	14	1"	•
E117359	Bit, Socket Adapter	-	1"	•



E034816
11-PC. 1/4" DRIVE
METRIC SOCKET SET - 6-PT.

PRODUCT #	SIZE (MM)	OVERALL LENGTH	SET
E034816	11-PC. 1/4" Drive Metric Standard Socket Set - 6-PT.		
E117293	4	1"	•
E117294	5	1"	•
E117296	6	1"	•
E117297	7	1"	•
E117298	8	1"	•
E117299	9	1"	•
E117350	10	1"	•
E117351	11	1"	•
E117352	12	1"	•
E117353	13	1"	•
E117354	14	1"	•



E034815
10-PC. 1/4" DRIVE SAE
SOCKET SET - 6-PT.

PRODUCT #	SIZE	OVERALL LENGTH	SET
E034815	10-PC. 1/4" Drive SAE Standard Socket Set - 6-PT.		
E030301	3/16"	1"	•
E030302	7/32"	1"	•
E030303	1/4"	1"	•
E030304	9/32"	1"	•
E030305	5/16"	1"	•
E030306	11/32"	1"	•
E030307	3/8"	1"	•
E030308	7/16"	1"	•
E030309	1/2"	1"	•
E030320	9/16"	1"	•



SOCKET SETS

1/4" AND 3/8" DRIVE SOCKETS AND SETS

E030712-US 60-PC. 1/4" AND 3/8" DRIVE SOCKET SET - 6-PT.

- Innovative design to prevent fastener rounding
- High visibility size marking for easy identification
- Bi-material handle ratchet



E034835-US 126-PC. 1/4" AND 3/8" DRIVE MASTER SET

- Chrome finish
- Meets or exceeds ISO and DIN specifications



PRODUCT #	DESCRIPTION	SIZE	OVERALL LENGTH	SET
E030712-US	60-PC. 1/4" and 3/8" Drive Socket Set - 6-PT.			
E034835-US	126-PC. 1/4" and 3/8" Drive Master Set			
E030605	Pear Head Ratchet	1/4"	5-33/64"	•
E031706	Quick Release Ratchet	3/8"	7-53/64"	• •
E113910	1/4" Drive Socket Spinner Handle	-	6-1/8"	• •
E030301	1/4" Drive Socket - 6-PT.	3/16"	1"	• •
E030302	1/4" Drive Socket - 6-PT.	7/32"	1"	• •
E030303	1/4" Drive Socket - 6-PT.	1/4"	1"	• •
E030304	1/4" Drive Socket - 6-PT.	9/32"	1"	• •
E030305	1/4" Drive Socket - 6-PT.	5/16"	1"	• •
E030306	1/4" Drive Socket - 6-PT.	11/32"	1"	• •
E030307	1/4" Drive Socket - 6-PT.	3/8"	1"	• •
E030308	1/4" Drive Socket - 6-PT.	7/16"	1"	• •
E030309	1/4" Drive Socket - 6-PT.	1/2"	1"	• •
E030320	1/4" Drive Socket - 6-PT.	9/16"	1"	• •
E117293	1/4" Drive Metric Socket - 6-PT.	4	1"	• •
E117688	1/4" Drive Metric Socket - 6-PT.	4.5	1"	• •
E117294	1/4" Drive Metric Socket - 6-PT.	5	1"	• •
E117295	1/4" Drive Metric Socket - 6-PT.	5.5	1"	• •
E117296	1/4" Drive Metric Socket - 6-PT.	6	1"	• •
E117297	1/4" Drive Metric Socket - 6-PT.	7	1"	• •
E117298	1/4" Drive Metric Socket - 6-PT.	8	1"	• •
E117299	1/4" Drive Metric Socket - 6-PT.	9	1"	• •
E117350	1/4" Drive Metric Socket - 6-PT.	10	1"	• •
E117351	1/4" Drive Metric Socket - 6-PT.	11	1"	• •
E117352	1/4" Drive Metric Socket - 6-PT.	12	1"	• •
E117353	1/4" Drive Metric Socket - 6-PT.	13	1"	• •
E117354	1/4" Drive Metric Socket - 6-PT.	14	1"	• •
E030310	1/4" Drive Deep Socket - 6-PT.	3/16"	2"	• •
E030311	1/4" Drive Deep Socket - 6-PT.	7/32"	2"	• •
E030312	1/4" Drive Deep Socket - 6-PT.	1/4"	2"	• •
E030313	1/4" Drive Deep Socket - 6-PT.	9/32"	2"	• •

PRODUCT #	DESCRIPTION	SIZE	OVERALL LENGTH	SET
E030712-US	60-PC. 1/4" and 3/8" Drive Socket Set - 6-PT.			
E034835-US	126-PC. 1/4" and 3/8" Drive Master Set			
E030314	1/4" Drive Deep Socket - 6-PT.	5/16"	2"	•
E030315	1/4" Drive Deep Socket - 6-PT.	11/32"	2"	•
E030316	1/4" Drive Deep Socket - 6-PT.	3/8"	2"	•
E030317	1/4" Drive Deep Socket - 6-PT.	7/16"	2"	•
E030318	1/4" Drive Deep Socket - 6-PT.	1/2"	2"	•
E030322	1/4" Drive Deep Socket - 6-PT.	9/16"	2"	•
E113751	1/4" Drive Metric Deep Socket - 6-PT.	4	2"	•
E113752	1/4" Drive Metric Deep Socket - 6-PT.	5	2"	•
E113753	1/4" Drive Metric Deep Socket - 6-PT.	5.5	2"	•
E113754	1/4" Drive Metric Deep Socket - 6-PT.	6	2"	•
E113755	1/4" Drive Metric Deep Socket - 6-PT.	7	2"	•
E113756	1/4" Drive Metric Deep Socket - 6-PT.	8	2"	•
E113757	1/4" Drive Metric Deep Socket - 6-PT.	9	2"	•
E113758	1/4" Drive Metric Deep Socket - 6-PT.	10	2"	•
E113759	1/4" Drive Metric Deep Socket - 6-PT.	11	2"	•
E113760	1/4" Drive Metric Deep Socket - 6-PT.	12	2"	•
E113761	1/4" Drive Metric Deep Socket - 6-PT.	13	2"	•
E113762	1/4" Drive Metric Deep Socket - 6-PT.	14	2"	•
E031301	3/8" Drive Socket - 6-PT.	1/4"	1"	•
E031302	3/8" Drive Socket - 6-PT.	5/16"	1"	•
E031303	3/8" Drive Socket - 6-PT.	11/32"	1"	•
E031304	3/8" Drive Socket - 6-PT.	3/8"	1"	• •
E031305	3/8" Drive Socket - 6-PT.	7/16"	1"	• •
E031306	3/8" Drive Socket - 6-PT.	1/2"	1"	• •
E031307	3/8" Drive Socket - 6-PT.	9/16"	1"	• •
E031308	3/8" Drive Socket - 6-PT.	5/8"	1"	• •
E031309	3/8" Drive Socket - 6-PT.	11/16"	1"	• •
E031310	3/8" Drive Socket - 6-PT.	3/4"	1"	• •
E031311	3/8" Drive Socket - 6-PT.	13/16"	1-9/64"	•
E031312	3/8" Drive Socket - 6-PT.	7/8"	1-9/64"	•
E031334	3/8" Drive Socket - 6-PT.	15/16"	1-9/64"	•
E031313	3/8" Drive Socket - 6-PT.	1"	1-3/8"	•



Phillips® is a trademark of Phillips Screw Company | Pozidriv® is a trademark of Phillips Screw Company | Torx® is a trademark of Acumen Intellectual Properties, LLC

PRODUCT #	DESCRIPTION	SIZE	OVERALL LENGTH	SET
E030712-US	60-PC. 1/4" and 3/8" Drive Socket Set - 6-PT.			
E034835-US	126-PC. 1/4" and 3/8" Drive Master Set			
E030937	3/8" Drive Metric Socket - 6-PT.	8	1"	•
E030938	3/8" Drive Metric Socket - 6-PT.	9	1"	•
E030939	3/8" Drive Metric Socket - 6-PT.	10	1"	• •
E030940	3/8" Drive Metric Socket - 6-PT.	11	1"	• •
E030941	3/8" Drive Metric Socket - 6-PT.	12	1"	• •
E030942	3/8" Drive Metric Socket - 6-PT.	13	1"	• •
E030943	3/8" Drive Metric Socket - 6-PT.	14	1"	• •
E030944	3/8" Drive Metric Socket - 6-PT.	15	1"	• •
E030945	3/8" Drive Metric Socket - 6-PT.	16	1"	• •
E030946	3/8" Drive Metric Socket - 6-PT.	17	1"	• •
E030947	3/8" Drive Metric Socket - 6-PT.	18	1"	• •
E030948	3/8" Drive Metric Socket - 6-PT.	19	1"	• •
E030947	3/8" Drive Metric Socket - 6-PT.	18	1"	• •
E030948	3/8" Drive Metric Socket - 6-PT.	19	1"	• •
E031525	3/8" Drive Deep Socket - 6-PT.	1/4"	1-51/64"	•
E031526	3/8" Drive Deep Socket - 6-PT.	5/16"	1-51/64"	•
E031516	3/8" Drive Deep Socket - 6-PT.	3/8"	1-51/64"	•
E031517	3/8" Drive Deep Socket - 6-PT.	7/16"	1-51/64"	•
E031518	3/8" Drive Deep Socket - 6-PT.	1/2"	1-51/64"	•
E031519	3/8" Drive Deep Socket - 6-PT.	9/16"	1-51/64"	•
E031520	3/8" Drive Deep Socket - 6-PT.	5/8"	1-51/64"	•
E031521	3/8" Drive Deep Socket - 6-PT.	11/16"	2-13/64"	•
E031522	3/8" Drive Deep Socket - 6-PT.	3/4"	2-13/64"	•
E031523	3/8" Drive Deep Socket - 6-PT.	13/16"	2-13/64"	•
E031524	3/8" Drive Deep Socket - 6-PT.	7/8"	2-1/2"	•
E031527	3/8" Drive Deep Socket - 6-PT.	15/16"	2-1/2"	•
E031528	3/8" Drive Deep Socket - 6-PT.	1"	2-1/2"	•
E031505	3/8" Drive Metric Deep Socket - 6-PT.	10	1-51/64"	•
E031506	3/8" Drive Metric Deep Socket - 6-PT.	11	1-51/64"	•
E031507	3/8" Drive Metric Deep Socket - 6-PT.	12	1-51/64"	•
E031508	3/8" Drive Metric Deep Socket - 6-PT.	13	1-51/64"	•
E031509	3/8" Drive Metric Deep Socket - 6-PT.	14	1-31/32"	•
E031510	3/8" Drive Metric Deep Socket - 6-PT.	15	2-3/32"	•
E031511	3/8" Drive Metric Deep Socket - 6-PT.	16	2-3/32"	•
E031512	3/8" Drive Metric Deep Socket - 6-PT.	17	2-13/64"	•
E031513	3/8" Drive Metric Deep Socket - 6-PT.	18	2-13/64"	•
E031514	3/8" Drive Metric Deep Socket - 6-PT.	19	2-13/64"	•
E117360	1/4" Drive Universal Joint	-	1"	•
E117358	1/4" F x 3/8" M Adapter	-	1"	•
E113771	1/4" Drive Extension	2"	2-11/64"	•
E113772	1/4" Drive Extension	6"	5-29/32"	•
E117359	1/4" Drive Bit Socket Adapter	-	1"	•
E117363	3/8" Drive Extension	3"	2-61/64"	•
E113850	3/8" Drive Extension	6"	4-59/64"	• •
E117367	3/8" Drive Universal Joint	-	1-5/32"	• •

PRODUCT #	DESCRIPTION	SIZE	OVERALL LENGTH	SET
E030712-US	60-PC. 1/4" and 3/8" Drive Socket Set - 6-PT.			
E034835-US	126-PC. 1/4" and 3/8" Drive Master Set			
E117365	3/8" F x 1/4" M Adapter	-	1"	• •
E031314	3/8" Drive Spark Plug Socket - 6-PT.	5/8"		•
E031315	3/8" Drive Spark Plug Socket - 6-PT.	13/16"		•
E113230	Combination Wrench - 12-PT.	5/16"	4-23/32"	
E113313	Combination Wrench - 12-PT.	11/32"	5-1/8"	
E113314	Combination Wrench - 12-PT.	3/8"	5-33/64"	•
E113315	Combination Wrench - 12-PT.	7/16"	5-29/32"	•
E113316	Combination Wrench - 12-PT.	1/2"	6-11/16"	•
E113317	Combination Wrench - 12-PT.	9/16"	7-3/32"	•
E113318	Combination Wrench - 12-PT.	5/8"	7-7/8"	•
E113319	Combination Wrench - 12-PT.	11/16"	8-17/64"	•
E113358	Combination Wrench - 12-PT.	3/4"	9-1/16"	•
E113205	Metric Combination Wrench - 12-PT.	10	5-33/64"	•
E113206	Metric Combination Wrench - 12-PT.	11	5-29/32"	•
E113207	Metric Combination Wrench - 12-PT.	12	6-19/64"	•
E113208	Metric Combination Wrench - 12-PT.	13	6-11/16"	•
E113209	Metric Combination Wrench - 12-PT.	14	7-3/32"	•
E113210	Metric Combination Wrench - 12-PT.	15	7-31/64"	•
E113211	Metric Combination Wrench - 12-PT.	16	7-7/8"	•
E113212	Metric Combination Wrench - 12-PT.	17	8-17/64"	•
E113213	Metric Combination Wrench - 12-PT.	18	8-21/32"	•
E113214	Metric Combination Wrench - 12-PT.	19	9-1/16"	•
E130101	Bit, Slotted	4	-	•
E130103	Bit, Slotted	5.5	-	•
E130104	Bit, Slotted	6.5	-	•
E113685	Bit, Insert Phillips®	#1	-	•
E113686	Bit, Insert Phillips®	#2	-	•
E113687	Bit, Insert Phillips®	#3	-	•
E113631	Bit, Prince Reed Pozidriv®	PZ1	-	•
E113632	Bit, Prince Reed Pozidriv®	PZ2	-	•
E113633	Bit, Prince Reed Pozidriv®	PZ3	-	•
E117781	Bit, Torx®	T10	-	•
E117782	Bit, Torx®	T15	-	•
E117783	Bit, Torx®	T20	-	•
E117784	Bit, Torx®	T25	-	•
E117786	Bit, Torx®	T30	-	•
E117787	Bit, Torx®	T40	-	•
E113652	Bit, Insert Hex	3	-	•
E117768	Bit, Hex	4	-	•
E113654	Bit, Insert Hex	5	-	•
E165017	Slotted Cabinet Tip Screwdriver	1/8"	7-61/64"	•
E165482	Slotted Keystone Tip Screwdriver	5/16"	9-1/16"	•
E164978	Slotted Keystone Tip Screwdriver	3/32"	5-55/64"	•
E165206	Phillips® Screwdriver	#0	6-31/32"	•
E165207	Phillips® Screwdriver	#1	8-5/64"	•
E160301	Phillips® Screwdriver	#2	9-1/16"	•

SOCKET SETS

1/4" AND 3/8" DRIVE SOCKETS AND SETS



E034809-US 60-PC. 1/4" AND 3/8" DRIVE SOCKET SET - 6-PT. AND 12-PT.

- Innovative design to prevent fastener rounding
- Chrome-plated vanadium-steel
- High visibility size marking for easy identification
- Bi-material handle ratchet

PRODUCT #	DESCRIPTION	SIZE	OVERALL LENGTH
E034809-US	60-PC. 1/4" and 3/8" Drive Socket Set - 6-PT. and 12-PT.		
E030301	1/4" Drive Standard Socket - 6-PT.	3/16"	1"
E030302	1/4" Drive Standard Socket - 6-PT.	7/32"	1"
E030303	1/4" Drive Standard Socket - 6-PT.	1/4"	1"
E030304	1/4" Drive Standard Socket - 6-PT.	9/32"	1"
E030305	1/4" Drive Standard Socket - 6-PT.	5/16"	1"
E030306	1/4" Drive Standard Socket - 6-PT.	11/32"	1"
E030307	1/4" Drive Standard Socket - 6-PT.	3/8"	1"
E030308	1/4" Drive Standard Socket - 6-PT.	7/16"	1"
E030309	1/4" Drive Standard Socket - 6-PT.	1/2"	1"
E030311	1/4" DP Socket - 6-PT.	7/32"	2"
E030312	1/4" DP Socket - 6-PT.	1/4"	2"
E030313	1/4" DP Socket - 6-PT.	9/32"	2"
E030314	1/4" DP Socket - 6-PT.	5/16"	2"
E030315	1/4" DP Socket - 6-PT.	11/32"	2"
E030316	1/4" DP Socket - 6-PT.	3/8"	2"
E030605	1/4" Drive Pear Head Ratchet.	-	-
E030937	3/8" Drive Socket - 6-PT.	8mm	1"
E030938	3/8" Drive Socket - 6-PT.	9mm	1"
E030939	3/8" Drive Socket - 6-PT.	10mm	1"
E030940	3/8" Drive Socket - 6-PT.	11mm	1"
E030941	3/8" Drive Socket - 6-PT.	12mm	1"
E030942	3/8" Drive Socket - 6-PT.	13mm	1"
E030943	3/8" Drive Socket - 6-PT.	14mm	1"
E030944	3/8" Drive Socket - 6-PT.	15mm	1"
E030946	3/8" Drive Socket - 6-PT.	17mm	1"
E030948	3/8" Drive Socket - 6-PT.	19mm	1"
E031201	3/8" Drive Standard Socket - 12-PT.	3/8"	1"
E031202	3/8" Drive Standard Socket - 12-PT.	7/16"	1"
E031203	3/8" Drive Standard Socket - 12-PT.	1/2"	1"
E031204	3/8" Drive Standard Socket - 12-PT.	9/16"	1"

PRODUCT #	DESCRIPTION	SIZE	OVERALL LENGTH
E034809-US	60-PC. 1/4" and 3/8" Drive Socket Set - 6-PT. and 12-PT.		
E031205	3/8" Drive Standard Socket - 12-PT.	5/8"	1"
E031206	3/8" Drive Standard Socket - 12-PT.	11/16"	1"
E031207	3/8" Drive Standard Socket - 12-PT.	3/4"	1"
E031208	3/8" Drive Standard Socket - 12-PT.	13/16"	1"
E031209	3/8" Drive Standard Socket - 12-PT.	7/8"	1"
E031301	3/8" AF Socket - 6-PT.	1/4"	1"
E031304	3/8" AF Socket - 6-PT.	3/8"	1"
E031401	3/8" DP Standard Socket - 12-PT.	3/8"	1"
E031402	3/8" DP Standard Socket - 12-PT.	7/16"	1"
E031403	3/8" DP Standard Socket - 12-PT.	1/2"	1"
E031404	3/8" DP Standard Socket - 12-PT.	9/16"	1"
E031405	3/8" DP Standard Socket - 12-PT.	5/8"	1"
E031406	3/8" DP Standard Socket - 12-PT.	11/16"	1"
E031706	3/8" Ratchet Steel Handle	-	-
E113771	1/4" Drive 2" Extension	-	2-5/32"
E113910	1/4" Drive Spin Handle	-	-
E117293	1/4" Drive PT Standard Socket - 6-PT.	4mm	1"
E117688	1/4" Drive PT Standard Socket - 6-PT.	4.5mm	1"
E117294	1/4" Drive PT Standard Socket - 6-PT.	5mm	1"
E117295	1/4" Drive PT Standard Socket - 6-PT.	5.5mm	1"
E117296	1/4" Drive PT Standard Socket - 6-PT.	6mm	1"
E117297	1/4" Drive PT Standard Socket - 6-PT.	7mm	1"
E117298	1/4" Drive PT Standard Socket - 6-PT.	8mm	1"
E117299	1/4" Drive PT Standard Socket - 6-PT.	9mm	1"
E117350	1/4" Drive PT Standard Socket - 6-PT.	10mm	1"
E117351	1/4" Drive PT Standard Socket - 6-PT.	11mm	1"
E117352	1/4" Drive PT Standard Socket - 6-PT.	12mm	1"
E117353	1/4" Drive PT Standard Socket - 6-PT.	13mm	1"
E117363	3/8" Drive Extension	-	3"





E031812-US
56-PC. 3/8" DRIVE
COMBINATION SOCKET SET - 6-PT.

- Innovative design to prevent fastener rounding
- Chrome-plated vanadium-steel
- High-visibility size marking for easy identification
- Bi-material handle ratchet

PRODUCT #	DESCRIPTION	SIZE	OVERALL LENGTH
E031812-US	56-PC. 3/8" Drive Combination Socket Set - 6-PT.		
E031706	3/8" Drive Pear Head Ratchet	-	7-53/64"
E113850	3/8" Drive Extension	5"	4-59/64"
E117363	3/8" Drive Extension	3"	2-61/64"
E117364	3/8" Drive Extension	10"	9-27/32"
E117367	3/8" Drive Universal Joint	-	1-5/32"
E117365	3/8" F x 1/4" M Adapter	-	1"
E117361	3/8" Drive Sliding T-Handle	-	-
E117366	3/8" F x 1/2" M Adapter	-	1-27/64"
E030935	3/8" Drive Metric Socket - 6-PT.	6	1"
E030936	3/8" Drive Metric Socket - 6-PT.	7	1"
E030937	3/8" Drive Metric Socket - 6-PT.	8	1"
E030938	3/8" Drive Metric Socket - 6-PT.	9	1"
E030939	3/8" Drive Metric Socket - 6-PT.	10	1"
E030940	3/8" Drive Metric Socket - 6-PT.	11	1"
E030941	3/8" Drive Metric Socket - 6-PT.	12	1"
E030942	3/8" Drive Metric Socket - 6-PT.	13	1"
E030943	3/8" Drive Metric Socket - 6-PT.	14	1"
E030944	3/8" Drive Metric Socket - 6-PT.	15	1"
E030945	3/8" Drive Metric Socket - 6-PT.	16	1"
E030946	3/8" Drive Metric Socket - 6-PT.	17	1"
E030947	3/8" Drive Metric Socket - 6-PT.	18	1"
E030948	3/8" Drive Metric Socket - 6-PT.	19	1"
E030949	3/8" Drive Metric Socket - 6-PT.	20	1-9/64"
E030950	3/8" Drive Metric Socket - 6-PT.	21	1-9/64"
E030951	3/8" Drive Metric Socket - 6-PT.	22	1-9/64"
E031302	3/8" Drive Socket - 6-PT.	5/16"	1"
E031304	3/8" Drive Socket - 6-PT.	3/8"	1"
E031305	3/8" Drive Socket - 6-PT.	7/16"	1"

PRODUCT #	DESCRIPTION	SIZE	OVERALL LENGTH
E031812-US	56-PC. 3/8" Drive Combination Socket Set - 6-PT.		
E031306	3/8" Drive Socket - 6-PT.	1/2"	1"
E031307	3/8" Drive Socket - 6-PT.	9/16"	1"
E031308	3/8" Drive Socket - 6-PT.	5/8"	1"
E031309	3/8" Drive Socket - 6-PT.	11/16"	1"
E031310	3/8" Drive Socket - 6-PT.	3/4"	1"
E031311	3/8" Drive Socket - 6-PT.	13/16"	1-9/64"
E031312	3/8" Drive Socket - 6-PT.	7/8"	1-9/64"
E031503	3/8" Drive Metric Deep Socket - 6-PT.	8	1-51/64"
E031504	3/8" Drive Metric Deep Socket - 6-PT.	9	1-51/64"
E031505	3/8" Drive Metric Deep Socket - 6-PT.	10	1-51/64"
E031506	3/8" Drive Metric Deep Socket - 6-PT.	11	1-51/64"
E031507	3/8" Drive Metric Deep Socket - 6-PT.	12	1-51/64"
E031508	3/8" Drive Metric Deep Socket - 6-PT.	13	1-51/64"
E031509	3/8" Drive Metric Deep Socket - 6-PT.	14	1-31/32"
E031510	3/8" Drive Metric Deep Socket - 6-PT.	15	2-3/32"
E031511	3/8" Drive Metric Deep Socket - 6-PT.	16	2-3/32"
E031512	3/8" Drive Metric Deep Socket - 6-PT.	17	2-13/64"
E031513	3/8" Drive Metric Deep Socket - 6-PT.	18	2-13/64"
E031514	3/8" Drive Metric Deep Socket - 6-PT.	19	2-13/64"
E031516	3/8" Drive Deep Socket - 6-PT.	3/8"	1-51/64"
E031517	3/8" Drive Deep Socket - 6-PT.	7/16"	1-51/64"
E031518	3/8" Drive Deep Socket - 6-PT.	1/2"	1-51/64"
E031519	3/8" Drive Deep Socket - 6-PT.	9/16"	1-51/64"
E031520	3/8" Drive Deep Socket - 6-PT.	5/8"	1-51/64"
E031521	3/8" Drive Deep Socket - 6-PT.	11/16"	2-13/64"
E031522	3/8" Drive Deep Socket - 6-PT.	3/4"	2-13/64"
E031314	3/8" Drive Spark Plug Socket	5/8"	
E031315	3/8" Drive Spark Plug Socket	13/16"	



SOCKET SETS

3/8" DRIVE SOCKETS AND SETS



E031811-US 34-PC. 3/8" DRIVE COMBINATION SOCKET SET - 6-PT.

- Innovative design prevents fastener rounding
- High visibility size markings
- Bi-material handle ratchet

PRODUCT #	DESCRIPTION	SIZE	OVERALL LENGTH	SET
E031811-US	34-PC. 3/8" Drive Standard Socket Set - 6-PT.			
E031706	Pear Head Ratchet	-	7-53/64"	•
E113850	Extension	6"	4-59/64"	•
E117363	Extension	3"	2-61/64"	•
E117367	Universal Joint	-	1-5/32"	•
E117361	Sliding T-Handle	-	-	•
E031314	Spark Plug Socket	5/8"		•
E031315	Spark Plug Socket	13/16"		•
E030935	Metric Socket	6	1"	•
E030936	Metric Socket	7	1"	•
E030937	Metric Socket	8	1"	•
E030938	Metric Socket	9	1"	•
E030939	Metric Socket	10	1"	•
E030940	Metric Socket	11	1"	•
E030941	Metric Socket	12	1"	•
E030942	Metric Socket	13	1"	•
E030943	Metric Socket	14	1"	•
E030944	Metric Socket	15	1"	•
E030945	Metric Socket	16	1"	•
E030946	Metric Socket	17	1"	•
E030947	Metric Socket	18	1"	•
E030948	Metric Socket	19	1"	•
E030949	Metric Socket	20	1-9/64"	•
E030950	Metric Socket	21	1-9/64"	•
E030951	Metric Socket	22	1-9/64"	•
E031302	SAE Socket	5/16"	1"	•
E031304	SAE Socket	3/8"	1"	•
E031305	SAE Socket	7/16"	1"	•
E031306	SAE Socket	1/2"	1"	•
E031307	SAE Socket	9/16"	1"	•
E031308	SAE Socket	5/8"	1"	•
E031309	SAE Socket	11/16"	1"	•
E031310	SAE Socket	3/4"	1"	•
E031311	SAE Socket	13/16"	1-9/64"	•
E031312	SAE Socket	7/8"	1-9/64"	•

E034830-US 20-PC. 3/8" DRIVE METRIC STANDARD AND DEEP SOCKET SET - 6-PT.

- Innovative design prevents fastener rounding
- High visibility size markings

PRODUCT #	DESCRIPTION	SIZE	OVERALL LENGTH	SET
E034830-US	20-PC. 3/8" Drive Metric Standard and Deep Socket Set - 6-PT.			
E031706	3/8" Drive Pear Head Ratchet	-	7-53/64"	•
E117363	3/8" Drive Extension	-	3"	•
E113850	3/8" Drive Extension	-	6"	•
E030939	Metric Socket	10	1-1/64"	•
E030940	Metric Socket	11	1-1/64"	•
E030941	Metric Socket	12	1-1/64"	•
E030942	Metric Socket	13	1-1/64"	•
E030943	Metric Socket	14	1-1/64"	•
E030944	Metric Socket	15	1-1/64"	•
E030946	Metric Socket	17	1-1/64"	•
E030948	Metric Socket	19	1-1/64"	•
E030951	Metric Socket	22	1-9/64"	•
E031505	Metric Deep Socket	10	1-51/64"	•
E031506	Metric Deep Socket	11	1-51/64"	•
E031507	Metric Deep Socket	12	1-51/64"	•
E031508	Metric Deep Socket	13	1-51/64"	•
E031509	Metric Deep Socket	14	1-31/32"	•
E031510	Metric Deep Socket	15	2-3/32"	•
E031512	Metric Deep Socket	17	2-13/64"	•
E031514	Metric Deep Socket	19	2-13/64"	•



E031804-US
15-PC. 3/8" DRIVE METRIC DEEP SOCKET SET - 6-PT.

- Innovative design prevents fastener rounding
- High visibility size markings



E031803
13-PC. 3/8" DRIVE SAE STANDARD SOCKET SET - 6-PT.

- Innovative design prevents fastener rounding
- High visibility size markings



E034828
12-PC. 3/8" DRIVE SAE SOCKET SET - 12-PT.

- Innovative design prevents fastener rounding
- High visibility size markings

PRODUCT #	DESCRIPTION	SIZE	OVERALL LENGTH	SET
E031804-US	15-PC. 3/8" Drive Metric Deep Socket Set - 6-PT.			
E031502	Deep Socket	7	1-51/64"	•
E031503	Deep Socket	8	1-51/64"	•
E031504	Deep Socket	9	1-51/64"	•
E031505	Deep Socket	10	1-51/64"	•
E031506	Deep Socket	11	1-51/64"	•
E031507	Deep Socket	12	1-51/64"	•
E031508	Deep Socket	13	1-51/64"	•
E031509	Deep Socket	14	1-31/32"	•
E031510	Deep Socket	15	2-3/32"	•
E031511	Deep Socket	16	2-3/32"	•
E031512	Deep Socket	17	2-13/64"	•
E031513	Deep Socket	18	2-13/64"	•
E031514	Deep Socket	19	2-13/64"	•
E031501	Deep Socket	21	2-1/2"	•
E031515	Deep Socket	22	2-1/2"	•

PRODUCT #	DESCRIPTION	SIZE	OVERALL LENGTH	SET
E031803	13-PC. 3/8" Drive Standard Socket Set - 6-PT.			
E031301	SAE Socket	1/4"	1-1/64"	•
E031302	SAE Socket	5/16"	1-1/64"	•
E031303	SAE Socket	11/32"	1-1/64"	•
E031304	SAE Socket	3/8"	1-1/64"	•
E031305	SAE Socket	7/16"	1-1/64"	•
E031306	SAE Socket	1/2"	1-1/64"	•
E031307	SAE Socket	9/16"	1-1/64"	•
E031308	SAE Socket	5/8"	1-1/64"	•
E031309	SAE Socket	11/16"	1-1/64"	•
E031310	SAE Socket	3/4"	1-1/64"	•
E031311	SAE Socket	13/16"	1-9/64"	•
E031312	SAE Socket	7/8"	1-9/64"	•
E031313	SAE Socket	1"	1-3/8"	•

PRODUCT #	DESCRIPTION	SIZE	OVERALL LENGTH	SET
E034828	12-PC. 3/8" Drive SAE Socket Set - 12-PT.			
E031201	SAE Socket	3/8"	1-1/64"	•
E031202	SAE Socket	7/16"	1-1/64"	•
E031203	SAE Socket	1/2"	1-1/64"	•
E031204	SAE Socket	9/16"	1-1/64"	•
E031205	SAE Socket	5/8"	1-1/64"	•
E031206	SAE Socket	11/16"	1-1/64"	•
E031207	SAE Socket	3/4"	1-1/64"	•
E031208	SAE Socket	13/16"	1-1/64"	•
E031209	SAE Socket	7/8"	1-1/64"	•
E031314	Spark Plug Socket	5/8"	1-1/64"	•
E031706	Steel Handle Ratchet	-	7-13/16"	•
E117363	Extension	-	2-15/16"	•



E034826
9-PC. 3/8" DRIVE METRIC SOCKET SET - 6-PT.

- Innovative design prevents fastener rounding
- High visibility size markings

PRODUCT #	DESCRIPTION	SIZE	OVERALL LENGTH	SET
E034826	9-PC. 3/8" Drive Metric Socket Set - 6-PT.			
E030939	Metric Socket	10	1"	•
E030940	Metric Socket	11	1"	•
E030941	Metric Socket	12	1"	•
E030942	Metric Socket	13	1"	•
E030943	Metric Socket	14	1"	•
E030944	Metric Socket	15	1"	•
E030945	Metric Socket	16	1"	•
E030946	Metric Socket	17	1"	•
E030947	Metric Socket	18	1"	•



SOCKET SETS

1/2" DRIVE SOCKETS AND SETS



E032900-US 22-PC. 1/2" DRIVE METRIC SOCKET SET - 6-PT.

- Innovative design prevents fastener rounding
- High visibility size markings
- Bi-material handle ratchet



E034836 10-PC. 1/2" DRIVE SAE SOCKET SET - 6-PT.



E034837 10-PC. 1/2" DRIVE METRIC SOCKET SET - 6-PT.

PRODUCT #	DESCRIPTION	SIZE	OVERALL LENGTH	SET
E032900-US	22-PC. 1/2" Drive Metric Socket Set - 6-PT.			
E113708	Quick Release Pear Head Ratchet	-	9-27/32"	•
E117259	Sliding T-Handle	-	9-29/64"	•
E117260	Extension	-	5-1/8"	•
E117261	Extension	-	9-27/32"	•
E117264	Universal Joint	-	1-19/32"	•
E117086	Metric Socket	8	1-1/2"	•
E117087	Metric Socket	9	1-1/2"	•
E117088	Metric Socket	10	1-1/2"	•
E117089	Metric Socket	11	1-1/2"	•
E117090	Metric Socket	12	1-1/2"	•
E117091	Metric Socket	13	1-1/2"	•
E117092	Metric Socket	14	1-1/2"	•
E117093	Metric Socket	15	1-1/2"	•
E117094	Metric Socket	16	1-1/2"	•
E117095	Metric Socket	17	1-1/2"	•
E117096	Metric Socket	18	1-1/2"	•
E117097	Metric Socket	19	1-1/2"	•
E117098	Metric Socket	20	1-1/2"	•
E117099	Metric Socket	21	1-1/2"	•
E117250	Metric Socket	22	1-1/2"	•
E117251	Metric Socket	23	1-1/2"	•
E117252	Metric Socket	24	1-39/64"	•
E031937	Metric Socket	25	1-39/64"	•
E117253	Metric Socket	26	1-39/64"	•
E117254	Metric Socket	27	1-39/64"	•
E117255	Metric Socket	28	1-39/64"	•
E117256	Metric Socket	29	1-39/64"	•
E117257	Metric Socket	30	1-39/64"	•
E117258	Metric Socket	32	1-39/64"	•
E031936	Metric Socket	34	1-51/64"	•
E031938	Metric Socket	36	1-51/64"	•

PRODUCT #	DESCRIPTION	SIZE	OVERALL LENGTH	SET
E034836	10-PC. 1/2" Drive SAE Socket Set - 6-PT.			
E032414	SAE Socket	3/8"	1-1/2"	•
E032413	SAE Socket	7/16"	1-1/2"	•
E032403	SAE Socket	1/2"	1-1/2"	•
E032404	SAE Socket	9/16"	1-1/2"	•
E032405	SAE Socket	5/8"	1-1/2"	•
E032406	SAE Socket	11/16"	1-1/2"	•
E032407	SAE Socket	3/4"	1-1/2"	•
E032408	SAE Socket	13/16"	1-1/2"	•
E032409	SAE Socket	7/8"	1-1/2"	•
E032415	SAE Socket	15/16"	1-1/2"	•

PRODUCT #	DESCRIPTION	SIZE	OVERALL LENGTH	SET
E034837	10-PC. 1/2" Drive Metric Socket Set - 6-PT.			
E117087	Metric Socket	9	1-1/2"	•
E117088	Metric Socket	10	1-1/2"	•
E117089	Metric Socket	11	1-1/2"	•
E117090	Metric Socket	12	1-1/2"	•
E117091	Metric Socket	13	1-1/2"	•
E117092	Metric Socket	14	1-1/2"	•
E117093	Metric Socket	15	1-1/2"	•
E117095	Metric Socket	17	1-1/2"	•
E117096	Metric Socket	18	1-1/2"	•
E117097	Metric Socket	19	1-1/2"	•





E034808
88-PC. 1/4", 3/8", 1/2" DRIVE
SOCKET SET - 6-PT. AND 12-PT.

- Innovative design to prevent fastener rounding
- High visibility size marking for easy identification

PRODUCT #	DESCRIPTION	SIZE	OVERALL LENGTH
E032900	88-PC. 1/4", 3/8", 1/2" Drive Socket Set - 6-PT. and 12-PT.		
E030301	1/4" Drive Standard Socket - 6-PT.	3/16"	1"
E030302	1/4" Drive Standard Socket - 6-PT.	7/32"	1"
E030303	1/4" Drive Standard Socket - 6-PT.	1/4"	1"
E030304	1/4" Drive Standard Socket - 6-PT.	9/32"	1"
E030305	1/4" Drive Standard Socket - 6-PT.	5/16"	1"
E030306	1/4" Drive Standard Socket - 6-PT.	11/32"	1"
E030307	1/4" Drive Standard Socket - 6-PT.	3/8"	1"
E030308	1/4" Drive Standard Socket - 6-PT.	7/16"	1"
E030309	1/4" Drive Standard Socket - 6-PT.	1/2"	1"
E030310	1/4" DP Socket - 6-PT.	3/16"	1-15/16"
E030312	1/4" DP Socket - 6-PT.	1/4"	1-15/16"
E030313	1/4" DP Socket - 6-PT.	9/32"	1-15/16"
E030314	1/4" DP Socket - 6-PT.	5/16"	1-15/16"
E030319	1/4" Drive Standard Socket - 6-PT.	5/32"	5-1/2"
E030605	1/4" Drive Pear-Head Ratchet	-	1"
E030938	3/8" Drive Socket - 6-PT.	9mm	1"
E030939	3/8" Drive Socket - 6-PT.	10mm	1"
E030940	3/8" Drive Socket - 6-PT.	11mm	1"
E030941	3/8" Drive Socket - 6-PT.	12mm	1"
E030942	3/8" Drive Socket - 6-PT.	13mm	1"
E030943	3/8" Drive Socket - 6-PT.	14mm	1"
E030944	3/8" Drive Socket - 6-PT.	15mm	1"
E030946	3/8" Drive Socket - 6-PT.	17mm	1"
E030948	3/8" Drive Socket - 6-PT.	19mm	1"
E031201	3/8" Drive Standard Socket - 12-PT.	3/8"	1"
E031202	3/8" Drive Standard Socket - 12-PT.	7/16"	1"
E031203	3/8" Drive Standard Socket - 12-PT.	1/2"	1"
E031204	3/8" Drive Standard Socket - 12-PT.	9/16"	1"
E031205	3/8" Drive Standard Socket - 12-PT.	5/8"	1"
E031206	3/8" Drive Standard Socket - 12-PT.	11/16"	1"
E031207	3/8" Drive Standard Socket - 12-PT.	3/4"	1"
E031208	3/8" Drive Standard Socket - 12-PT.	13/16"	1"
E031304	3/8" AF Socket - 6-PT.	3/8"	1"
E031305	3/8" AF Socket - 6-PT.	7/16"	1"
E031306	3/8" AF Socket - 6-PT.	1/2"	1"
E031307	3/8" AF Socket - 6-PT.	9/16"	1"
E031308	3/8" AF Socket - 6-PT.	5/8"	1"
E031309	3/8" AF Socket - 6-PT.	11/16"	1"
E031311	3/8" AF Socket - 6-PT.	13/16"	1"
E031314	3/8" Spark Plug - 6-PT.	5/8"	2-5/32"
E031315	3/8" Spark Plug - 6-PT.	13/16"	2-5/32"
E031401	3/8" Drive DP Standard Socket - 12-PT.	3/8"	1-25/32"
E031402	3/8" Drive DP Standard Socket - 12-PT.	7/16"	1"
E031403	3/8" Drive DP Standard Socket - 12-PT.	1/2"	1"
E031404	3/8" Drive DP Standard Socket - 12-PT.	9/16"	1"

PRODUCT #	DESCRIPTION	SIZE	OVERALL LENGTH
E032900	88-PC. 1/4", 3/8", 1/2" Drive Socket Set - 6-PT. and 12-PT.		
E031706	3/8" Drive Ratchet Steel Handle	-	7-13/16"
E032403	1/2" Drive Socket - 6-PT.	1/2"	1"
E032404	1/2" Drive Socket - 6-PT.	9/16"	1"
E032405	1/2" Drive Socket - 6-PT.	5/8"	1"
E032406	1/2" Drive Socket - 6-PT.	11/16"	1"
E032407	1/2" Drive Socket - 6-PT.	3/4"	1"
E032408	1/2" Drive Socket - 6-PT.	13/16"	1"
E032409	1/2" Drive Socket - 6-PT.	7/8"	1"
E032808	1/2" Full Pear Head Ratchet	-	9-13/16"
E113740	1/4" Drive Standard Socket - 12-PT.	3/16"	1"
E113741	1/4" Drive Standard Socket - 12-PT.	7/32"	1"
E113742	1/4" Drive Standard Socket - 12-PT.	1/4"	1"
E113743	1/4" Drive Standard Socket - 12-PT.	9/32"	1"
E113744	1/4" Drive Standard Socket - 12-PT.	5/16"	1"
E113745	1/4" Drive Standard Socket - 12-PT.	11/32"	1"
E113746	1/4" Drive Standard Socket - 12-PT.	3/8"	1"
E113748	1/4" Drive Standard Socket - 12-PT.	7/16"	1"
E113749	1/4" Drive Standard Socket - 12-PT.	1/2"	1"
E113771	1/4" Drive Extension	-	2"
E113832	3/8" Drive Standard Socket - 12-PT.	9mm	1"
E113833	3/8" Drive Standard Socket - 12-PT.	10mm	1"
E113834	3/8" Drive Standard Socket - 12-PT.	11mm	1"
E113835	3/8" Drive Standard Socket - 12-PT.	12mm	1"
E113836	3/8" Drive Standard Socket - 12-PT.	13mm	1"
E113837	3/8" Drive Standard Socket - 12-PT.	14mm	1"
E113838	3/8" Drive Standard Socket - 12-PT.	15mm	1"
E113839	3/8" Drive Standard Socket - 12-PT.	16mm	1"
E113840	3/8" Drive Standard Socket - 12-PT.	17mm	1"
E113842	3/8" Drive Standard Socket - 12-PT.	19mm	1"
E117260	1/2" Drive Extension	-	5"
E117293	1/4" Drive Standard Socket - 6-PT.	4mm	1"
E117688	1/4" Drive Standard Socket - 6-PT.	4.5mm	1"
E117294	1/4" Drive Standard Socket - 6-PT.	5mm	1"
E117295	1/4" Drive Standard Socket - 6-PT.	5.5mm	1"
E117296	1/4" Drive Standard Socket - 6-PT.	6mm	1"
E117297	1/4" Drive Standard Socket - 6-PT.	7mm	1"
E117298	1/4" Drive Standard Socket - 6-PT.	8mm	1"
E117299	1/4" Drive Standard Socket - 6-PT.	9mm	1"
E117350	1/4" Drive Standard Socket - 6-PT.	10mm	1"
E117351	1/4" Drive Standard Socket - 6-PT.	11mm	1"
E117352	1/4" Drive Standard Socket - 6-PT.	12mm	1"
E117353	1/4" Drive Standard Socket - 6-PT.	13mm	1"
E117363	3/8" Drive Extension	-	2-15/16"



BIT SETS

1/4" DRIVE BIT SETS



E131702 32-PC. 1/4" BIT SET

INCLUDES:

- (4) Slotted Bits: 4, 5.5, 6.5, and 8mm
- (3) Phillips® Bits: PH1, PH2, and PH3
- (3) Pozidriv® Bits: PZ1, PZ2, and PZ3
- (9) Torx® Bits: T8, T10, T15, T20x2, T25x2, T30, and T40
- (7) ResisTorx® Bits: T10, T15, T20, T25, T27, T30, and T40
- (4) Hex Bits: 3, 4, 5, and 6mm
- (1) Mini 1/4" Hex Bit Ratchet
- (1) Magnetic Bit Holder with Locking Ring



E131701 49-PC. 1/4" BIT SET

INCLUDES:

- (6) Slotted Bits: 4, 4.5, 5.5, 6.5x2, and 8mm
- (6) Phillips® Bits: PH1x2, PH2x3, and PH3
- (7) Pozidriv® Bits: PZ1x2, PZ2x3, and PZ3x2
- (10) Torx® Bits: T10x2, T15x2, T20x2, T25x2, and T30x2
- (10) ResisTorx® Bits: T10, T15x2, T20x2, T25x2, T30x2, and T40
- (9) Hex Bits: 2, 3x2, 4x2, 5x2, and 6x2mm
- (1) Magnetic Bit Holder with Locking Ring

Phillips® is a trademark of Phillips Screw Company | Pozidriv® is a trademark of Phillips Screw Company
Torx® is a trademark of Acumen Intellectual Properties, LLC

IMPACT SOCKET SETS

1/4" DRIVE IMPACT SOCKETS AND SETS

07

EXPERT® TOOLS

E041644

6-PC. 1/4" DRIVE SAE UNIVERSAL IMPACT SOCKET SET 6-PT.

- Through hole for retaining ring and/or pin
- Forged molybdenum steel
- Laser engraved and color filled markings

PRODUCT #	SIZE	OVERALL LENGTH	SET
E041644	6-PC. 1/4" Drive SAE Universal Impact Socket Set 6-PT.		
E041811	1/4"	2"	•
E041812	5/16"	2"	•
E041813	3/8"	2"	•
E041814	7/16"	2"	•
E041815	1/2"	2-1/2"	•
E041816	9/16"	2-1/2"	•
EXRAIL6	Socket Rail		•



E041645

12-PC. 1/4" DRIVE METRIC UNIVERSAL IMPACT SOCKET SET 6-PT.


- Through hole for retaining ring and/or pin
- Forged molybdenum steel
- Laser engraved and color filled markings

PRODUCT #	SIZE	OVERALL LENGTH	SET
E041645	12-PC. 1/4" Drive Metric Universal Impact Set 6-PT.		
E041715	5mm	2"	•
E041716	5.5mm	2"	•
E041717	6mm	2"	•
E041718	7mm	2"	•
E041719	8mm	2"	•
E041720	9mm	2"	•
E041721	10mm	2"	•
E041722	11mm	2"	•
E041723	12mm	2-1/2"	•
E041724	13mm	2-1/2"	•
E041725	14mm	2-1/2"	•
E041726	15mm	2-1/2"	•
EXRAIL10	Socket Rail		•



IMPACT SOCKET SETS

1/4" DRIVE IMPACT SOCKETS AND SETS



E041642 48-PC. 1/4" DRIVE COMBINATION IMPACT SOCKET SET - 6-PT.


- Through hole for retaining ring and/or pin
- Forged molybdenum steel
- Laser engraved and color filled markings

PRODUCT #	DRIVE	DESCRIPTION	SIZE	OVERALL LENGTH	SET
E041642	48-PC.	1/4" Drive Combination Impact Socket Set - 6-PT.			
E041801	1/4"	SAE Impact Socket - 6-PT.	3/16"	29/32"	•
E041802	1/4"	SAE Impact Socket - 6-PT.	7/32"	29/32"	•
E041803	1/4"	SAE Impact Socket - 6-PT.	1/4"	29/32"	•
E041804	1/4"	SAE Impact Socket - 6-PT.	9/32"	29/32"	•
E041805	1/4"	SAE Impact Socket - 6-PT.	5/16"	29/32"	•
E041806	1/4"	SAE Impact Socket - 6-PT.	11/32"	29/32"	•
E041807	1/4"	SAE Impact Socket - 6-PT.	3/8"	29/32"	•
E041808	1/4"	SAE Impact Socket - 6-PT.	7/16"	29/32"	•
E041809	1/4"	SAE Impact Socket - 6-PT.	1/2"	29/32"	•
E041810	1/4"	SAE Impact Socket - 6-PT.	9/16"	29/32"	•
E041701	1/4"	Metric Impact Socket - 6-PT.	4	29/32"	•
E041702	1/4"	Metric Impact Socket - 6-PT.	4.5	29/32"	•
E041703	1/4"	Metric Impact Socket - 6-PT.	5	29/32"	•
E041704	1/4"	Metric Impact Socket - 6-PT.	5.5	29/32"	•
E041705	1/4"	Metric Impact Socket - 6-PT.	6	29/32"	•
E041706	1/4"	Metric Impact Socket - 6-PT.	7	29/32"	•

PRODUCT #	DRIVE	DESCRIPTION	SIZE	OVERALL LENGTH	SET
E041642	48-PC.	1/4" Drive Combination Impact Socket Set - 6-PT.			
E041707	1/4"	Metric Impact Socket - 6-PT.	8	29/32"	•
E041708	1/4"	Metric Impact Socket - 6-PT.	9	29/32"	•
E041709	1/4"	Metric Impact Socket - 6-PT.	10	29/32"	•
E041710	1/4"	Metric Impact Socket - 6-PT.	11	29/32"	•
E041711	1/4"	Metric Impact Socket - 6-PT.	12	29/32"	•
E041712	1/4"	Metric Impact Socket - 6-PT.	13	29/32"	•
E041713	1/4"	Metric Impact Socket - 6-PT.	14	29/32"	•
E041714	1/4"	Metric Impact Socket - 6-PT.	15	29/32"	•
E042001	1/4"	SAE Deep Impact - 6-PT.	3/16"	1"	•
E042002	1/4"	SAE Deep Impact - 6-PT.	7/32"	1"	•
E042003	1/4"	SAE Deep Impact - 6-PT.	1/4"	1"	•
E042004	1/4"	SAE Deep Impact - 6-PT.	9/32"	1"	•
E042005	1/4"	SAE Deep Impact - 6-PT.	5/16"	1"	•
E042006	1/4"	SAE Deep Impact - 6-PT.	11/32"	1"	•
E042007	1/4"	SAE Deep Impact - 6-PT.	3/8"	1"	•
E042008	1/4"	SAE Deep Impact - 6-PT.	7/16"	1"	•
E042009	1/4"	SAE Deep Impact - 6-PT.	1/2"	1"	•

PRODUCT #	DRIVE	DESCRIPTION	SIZE	OVERALL LENGTH	SET
E041642	48-PC.	1/4" Drive Combination Impact Socket Set - 6-PT.			
E042010	1/4"	SAE Deep Impact - 6-PT.	9/16"	1"	•
E041901	1/4"	Metric Deep Impact - 6-PT.	4	1"	•
E041902	1/4"	Metric Deep Impact - 6-PT.	4.5	1"	•
E041903	1/4"	Metric Deep Impact - 6-PT.	5	1"	•
E041904	1/4"	Metric Deep Impact - 6-PT.	5.5	1"	•
E041905	1/4"	Metric Deep Impact - 6-PT.	6	1"	•
E041906	1/4"	Metric Deep Impact - 6-PT.	7	1"	•
E041907	1/4"	Metric Deep Impact - 6-PT.	8	1"	•
E041908	1/4"	Metric Deep Impact - 6-PT.	9	1"	•
E041909	1/4"	Metric Deep Impact - 6-PT.	10	1"	•
E041910	1/4"	Metric Deep Impact - 6-PT.	11	1"	•
E041911	1/4"	Metric Deep Impact - 6-PT.	12	1"	•
E041912	1/4"	Metric Deep Impact - 6-PT.	13	1"	•
E041913	1/4"	Metric Deep Impact - 6-PT.	14	1"	•
E041914	1/4"	Metric Deep Impact - 6-PT.	15	1"	•
EKTRAY22-3.5		Socket, Rail			•

3/8" DRIVE IMPACT SOCKETS AND SETS



E041643
42-PC. 3/8" DRIVE COMBINATION
IMPACT SOCKET SET - 6-PT.

- Through hole for retaining ring and/or pin
- Forged molybdenum steel
- Laser-engraved and color-filled markings

PRODUCT #	DESCRIPTION	SIZE	OVERALL LENGTH	SET
E041643	42-PC. 3/8" Drive Combination Impact Socket Set - 6-PT.			
E040506	3/8" Drive Impact Extension	-	3"	•
E040509	3/8" Drive Impact Universal Joint	-	1-63/64"	•
E040203	3/8" Drive Impact Socket - 6-PT.	5/16"	1-5/32"	•
E040204	3/8" Drive Impact Socket - 6-PT.	3/8"	1-5/32"	•
E040206	3/8" Drive Impact Socket - 6-PT.	1/2"	1-5/32"	•
E040207	3/8" Drive Impact Socket - 6-PT.	9/16"	1-5/32"	•
E040208	3/8" Drive Impact Socket - 6-PT.	5/8"	1-3/16"	•
E040209	3/8" Drive Impact Socket - 6-PT.	11/16"	1-3/16"	•
E040210	3/8" Drive Impact Socket - 6-PT.	3/4"	1-3/16"	•
E040101	3/8" Drive Metric Impact Socket - 6-PT.	8	1-5/32"	•
E040102	3/8" Drive Metric Impact Socket - 6-PT.	9	1-5/32"	•
E040103	3/8" Drive Metric Impact Socket - 6-PT.	10	1-5/32"	•
E040104	3/8" Drive Metric Impact Socket - 6-PT.	11	1-5/32"	•
E040105	3/8" Drive Metric Impact Socket - 6-PT.	12	1-5/32"	•
E040106	3/8" Drive Metric Impact Socket - 6-PT.	13	1-5/32"	•
E040107	3/8" Drive Metric Impact Socket - 6-PT.	14	1-5/32"	•
E040110	3/8" Drive Metric Impact Socket - 6-PT.	15	1-5/32"	•
E040111	3/8" Drive Metric Impact Socket - 6-PT.	16	1-3/16"	•
E040108	3/8" Drive Metric Impact Socket - 6-PT.	17	1-3/16"	•
E040112	3/8" Drive Metric Impact Socket - 6-PT.	18	1-3/16"	•
E040109	3/8" Drive Metric Impact Socket - 6-PT.	19	1-3/16"	•

PRODUCT #	DESCRIPTION	SIZE	OVERALL LENGTH	SET
E041643	42-PC. 3/8" Drive Combination Impact Socket Set - 6-PT.			
E040401	3/8" Drive Deep Impact Socket - 6-PT.	5/16"	2-31/64"	•
E040402	3/8" Drive Deep Impact Socket - 6-PT.	3/8"	2-31/64"	•
E040403	3/8" Drive Deep Impact Socket - 6-PT.	7/16"	2-31/64"	•
E040404	3/8" Drive Deep Impact Socket - 6-PT.	1/2"	2-31/64"	•
E040405	3/8" Drive Deep Impact Socket - 6-PT.	9/16"	2-31/64"	•
E040406	3/8" Drive Deep Impact Socket - 6-PT.	5/8"	2-31/64"	•
E040407	3/8" Drive Deep Impact Socket - 6-PT.	11/16"	2-31/64"	•
E040408	3/8" Drive Deep Impact Socket - 6-PT.	3/4"	2-31/64"	•
E040301	3/8" Drive Metric Deep Impact Socket - 6-PT.	8	2-31/64"	•
E040302	3/8" Drive Metric Deep Impact Socket - 6-PT.	9	2-31/64"	•
E040303	3/8" Drive Metric Deep Impact Socket - 6-PT.	10	2-31/64"	•
E040304	3/8" Drive Metric Deep Impact Socket - 6-PT.	11	2-31/64"	•
E040305	3/8" Drive Metric Deep Impact Socket - 6-PT.	12	2-31/64"	•
E040306	3/8" Drive Metric Deep Impact Socket - 6-PT.	13	2-31/64"	•
E040307	3/8" Drive Metric Deep Impact Socket - 6-PT.	14	2-31/64"	•
E040308	3/8" Drive Metric Deep Impact Socket - 6-PT.	15	2-31/64"	•
E040309	3/8" Drive Metric Deep Impact Socket - 6-PT.	16	2-31/64"	•
E040310	3/8" Drive Metric Deep Impact Socket - 6-PT.	17	2-31/64"	•
E040311	3/8" Drive Metric Deep Impact Socket - 6-PT.	18	2-31/64"	•
E040312	3/8" Drive Metric Deep Impact Socket - 6-PT.	19	2-31/64"	•
EXTRAY22-3.5	Socket Rail			•



IMPACT SOCKET SETS

COMBINATION DRIVE IMPACT SOCKETS AND SETS



3/8" COMBINATION STUBBY IMPACT SOCKET SET - 6-PT.

- Innovative design to prevent fastener rounding
- High visibility size marking for easy identification

E041662 41-PC. COMBINATION STUBBY IMPACT DRIVER SET

- Innovative design to prevent fastener rounding
- High visibility size marking for easy identification



PRODUCT #	SIZE	OVERALL LENGTH IN. /MM	SET
E041656	20-PC. 3/8" Drive Combination Stubby Impact Socket Set - 6-PT.		
E041659	12-PC. 3/8" Drive Metric Stubby Impact Socket Set - 6-PT.		
E041658	8-PC. 3/8" Drive SAE Stubby Impact Socket Set - 6-PT.		
E041753	8mm	1-1/8" / 28.58	• •
E041754	9mm	1-1/8" / 28.58	• •
E041755	10mm	1-1/8" / 28.58	• •
E041756	11mm	1-1/8" / 28.58	• •
E041757	12mm	1-1/8" / 28.58	• •
E041758	13mm	1-1/8" / 28.58	• •
E041759	14mm	1-1/8" / 28.58	• •
E041760	15mm	1-1/8" / 28.58	• •
E041761	16mm	1-1/8" / 28.58	• •
E041762	17mm	1-1/8" / 28.58	• •
E041763	18mm	1-1/8" / 28.58	• •
E041764	19mm	1-1/8" / 28.58	• •
E041765	5/16"	1-1/8" / 28.58	• •
E041766	3/8"	1-1/8" / 28.58	• •
E041767	7/16"	1-1/8" / 28.58	• •
E041768	1/2"	1-1/8" / 28.58	• •
E041769	9/16"	1-1/8" / 28.58	• •
E041770	5/8"	1-1/8" / 28.58	• •
E041771	11/16"	1-1/8" / 28.58	• •
E041772	3/4"	1-1/8" / 28.58	• •
EXRAIL10	Socket Rail		•
EXRAIL13	Socket Rail		•
EXRAIL19X7-2	Socket Rail		•

PRODUCT #	DRIVE	SIZE	DESCRIPTION
E041662	41-PC. Combination Stubby Impact Driver Set		
E041648	1/4"	T8	Stubby Impact Torx® •
E041649	1/4"	T10	Stubby Impact Torx® •
E041650	1/4"	T15	Stubby Impact Torx® •
E041651	1/4"	T20	Stubby Impact Torx® •
E041663	1/4"	T25	Stubby Impact Torx® •
E041664	1/4"	T27	Stubby Impact Torx® •
E041665	1/4"	T30	Stubby Impact Torx® •
E041673	1/4"	6mm	Stubby Impact Hex Driver •
E041674	1/4"	7mm	Stubby Impact Hex Driver •
E041675	1/4"	8mm	Stubby Impact Hex Driver •
E041676	1/4"	10mm	Stubby Impact Hex Driver •
E041677	1/4"	12mm	Stubby Impact Hex Driver •
E041678	1/4"	14mm	Stubby Impact Hex Driver •
E041682	1/4"	1/4"	Stubby Impact Hex Driver •
E041683	1/4"	5/16"	Stubby Impact Hex Driver •
E041684	1/4"	3/8"	Stubby Impact Hex Driver •
E041691	1/4"	4mm	Stubby Impact Hex Driver •
E041692	1/4"	5mm	Stubby Impact Hex Driver •
E041693	1/4"	6mm	Stubby Impact Hex Driver •
E041694	1/4"	8mm	Stubby Impact Hex Driver •

PRODUCT #	DRIVE	SIZE	DESCRIPTION
E041662	41-PC. Combination Stubby Impact Driver Set		
E041666	3/8"	T40	Stubby Impact Torx® •
E041667	3/8"	T45	Stubby Impact Torx® •
E041668	3/8"	T47	Stubby Impact Torx® •
E041669	3/8"	T50	Stubby Impact Torx® •
E041679	3/8"	17mm	Stubby Impact Hex Driver •
E041680	3/8"	18mm	Stubby Impact Hex Driver •
E041681	3/8"	19mm	Stubby Impact Hex Driver •
E041685	3/8"	7/16"	Stubby Impact Hex Driver •
E041686	3/8"	1/2"	Stubby Impact Hex Driver •
E041687	3/8"	9/16"	Stubby Impact Hex Driver •
E041688	3/8"	5/8"	Stubby Impact Hex Driver •
E041689	3/8"	11/16"	Stubby Impact Hex Driver •
E041690	3/8"	3/4"	Stubby Impact Hex Driver •
E041695	3/8"	10mm	Stubby Impact Triple Square Driver •
E041696	3/8"	12mm	Stubby Impact Triple Square Driver •
E041697	3/8"	14mm	Stubby Impact Triple Square Driver •
E041698	1/2"	16mm	Stubby Impact Tamper-Resistant Triple Square •
E041699	1/2"	18mm	Stubby Impact Tamper-Resistant Triple Square •
E041670	1/2"	T55	Stubby Impact Torx® •
E041671	1/2"	T60	Stubby Impact Torx® •
E041672	1/2"	T70	Stubby Impact Torx® •

Torx® is a trademark of Acumen Intellectual Properties, LLC





E041628
12-PC. 3/8" DRIVE
SAE UNIVERSAL DEEP
IMPACT SOCKET SET 6-PT.

- Through hole for retaining ring and/or pin
- Forged molybdenum steel
- Laser engraved and color filled markings



E041627
12-PC. 3/8" DRIVE
METRIC UNIVERSAL DEEP
IMPACT SOCKET SET - 6-PT.

- Through hole for retaining ring and/or pin
- Forged molybdenum steel
- Laser engraved and color filled markings




E041510
3-PC. UNIVERSAL
IMPACT JOINT - PINLESS

- Forged molybdenum steel
- Laser engraved and color filled markings

PRODUCT #	SIZE	OVERALL LENGTH IN. /MM	
E041628	12-PC. 3/8" Drive SAE Universal Deep Impact Socket Set 6-PT.		
E040415	5/16"	2-1/2" / 63.5	•
E040416	3/8"	2-1/2" / 63.5	•
E040417	7/16"	2-1/2" / 63.5	•
E040418	1/2"	2-1/2" / 63.5	•
E040419	9/16"	2-1/2" / 63.5	•
E040420	5/8"	2-1/2" / 63.5	•
E040421	11/16"	2-1/2" / 63.5	•
E040422	3/4"	2-1/2" / 63.5	•
E040423	13/16"	2-1/2" / 63.5	•
E040424	7/8"	2-1/2" / 63.5	•
E040425	15/16"	2-1/2" / 63.5	•
E040426	1"	2-1/2" / 63.5	•
EXRAIL13	Socket Rail		•

PRODUCT #	SIZE	OVERALL LENGTH IN. /MM	
E041627	12-PC. 3/8" Drive MM Universal Deep Impact Socket Set 6-PT.		
E040317	8mm	2-1/2" / 63.5	•
E040318	9mm	2-1/2" / 63.5	•
E040319	10mm	2-1/2" / 63.5	•
E040320	11mm	2-1/2" / 63.5	•
E040321	12mm	2-1/2" / 63.5	•
E040322	13mm	2-1/2" / 63.5	•
E040323	14mm	2-1/2" / 63.5	•
E040324	15mm	2-1/2" / 63.5	•
E040325	16mm	2-1/2" / 63.5	•
E040326	17mm	2-1/2" / 63.5	•
E040327	18mm	2-1/2" / 63.5	•
E040328	19mm	2-1/2" / 63.5	•
EXRAIL13	Socket Rail		•

PRODUCT #	SIZE	
E041510	3-PC. Universal Impact Joint - Pinless	
E041511	1/4"	•
E041512	3/8"	•
E041513	1/2"	•



E041504
IMPACT MAGNETIC
SOCKET ADAPTERS

PRODUCT #	DRIVE SIZE	OVERALL LENGTH
E041505	1/4" F x 3/8" M	1"
E041506	3/8" F x 1/2" M	1-1/4"
E041507	1/2" F x 3/4" M	1-5/8"



E113450
5-PC. 3/8" DRIVE
IMPACT EXTENSION AND
UNIVERSAL JOINT KIT

- High strength alloy steel for long lasting durability
- Sprung-ball retainer secures socket to extension or universal-joint, while still allowing for quick and easy socket changes

PRODUCT #	SIZE	DESCRIPTION
E113450	5-PC. 3/8" Drive Impact Extension and Universal Joint Kit	
E113451	3/8"	1-3/4" Impact Extension
E113452	3/8"	3" Impact Extension
E113453	3/8"	6" Impact Extension
E113454	3/8"	12" Impact Extension
E113455	3/8"	Universal Impact Joint



E113500
6-PC. IMPACT UNIVERSAL
EXTENSION SET

- Forged from chromoly steel
- Pinless-joint design prevents binding
- Wide range of motion allows fasteners to be reached from a variety of angles
- Ball detent secures connection between extension and socket

PRODUCT #	SIZE	OVERALL LENGTH IN. /MM	
E113500	6-PC. Impact Universal Extension Set		
E113501	1/4"	6"	•
E113502	1/4"	12"	•
E113503	3/8"	6"	•
E113504	3/8"	12"	•
E113505	1/2"	6"	•
E113506	1/2"	12"	•



IMPACT SOCKET SETS

3/8" DRIVE IMPACT SOCKETS AND SETS



E041631

12-PC. 3/8" DRIVE SAE
IMPACT SOCKET SET - 6-PT.

PRODUCT #	SIZE	OVERALL LENGTH	SET
E041631	12-PC. 3/8" Drive SAE Impact Socket Set - 6-PT.		
E040203	5/16"	1-5/32"	•
E040204	3/8"	1-5/32"	•
E040205	7/16"	1-5/32"	•
E040206	1/2"	1-5/32"	•
E040207	9/16"	1-5/32"	•
E040208	5/8"	1-3/16"	•
E040209	11/16"	1-3/16"	•
E040210	3/4"	1-3/16"	•
E040211	13/16"	1-3/16"	•
E040212	7/8"	1-3/16"	•
E040213	15/16"	1-3/16"	•
E040214	1"	1-3/16"	•
EXRAIL20	Socket Rail		•



E041629

13-PC. 3/8" DRIVE METRIC
IMPACT SOCKET SET - 6-PT.

PRODUCT #	SIZE (MM)	OVERALL LENGTH	SET
E041629	13-PC. 3/8" Drive Metric Impact Socket Set - 6-PT.		
E040114	7	1-5/32"	•
E040101	8	1-5/32"	•
E040102	9	1-5/32"	•
E040103	10	1-5/32"	•
E040104	11	1-5/32"	•
E040105	12	1-5/32"	•
E040106	13	1-5/32"	•
E040107	14	1-5/32"	•
E040110	15	1-5/32"	•
E040111	16	1-3/16"	•
E040108	17	1-3/16"	•
E040112	18	1-3/16"	•
E040109	19	1-3/16"	•
E040115	20	1-3/16"	•
E040116	21	1-3/16"	•
E040117	22	1-3/16"	•
EXRAIL13	Socket Rail		•



E041632

12-PC. 3/8" DRIVE SAE DEEP
IMPACT SOCKET SET - 6-PT.

PRODUCT #	SIZE	OVERALL LENGTH	SET
E041632	12-PC. 3/8" Drive SAE Deep Impact Socket Set - 6-PT.		
E040401	5/16"	2-31/64"	•
E040402	3/8"	2-31/64"	•
E040403	7/16"	2-31/64"	•
E040404	1/2"	2-31/64"	•
E040405	9/16"	2-31/64"	•
E040406	5/8"	2-31/64"	•
E040407	11/16"	2-31/64"	•
E040408	3/4"	2-31/64"	•
E040409	13/16"	2-31/64"	•
E040410	7/8"	2-31/64"	•
E040412	15/16"	2-31/64"	•
E040413	1"	2-31/64"	•
EXRAIL13	Socket Rail		•





E041630
12-PC. 3/8" DRIVE METRIC DEEP
IMPACT SOCKET SET - 6-PT.

PRODUCT #	SIZE (MM)	OVERALL LENGTH	SET
E041630	12-PC. 3/8" Drive Metric Deep Impact Socket Set - 6-PT.		
E040313	7	2-31/64"	
E040301	8	2-31/64"	•
E040302	9	2-31/64"	•
E040303	10	2-31/64"	•
E040304	11	2-31/64"	•
E040305	12	2-31/64"	•
E040306	13	2-31/64"	•
E040307	14	2-31/64"	•
E040308	15	2-31/64"	•
E040309	16	2-31/64"	•
E040310	17	2-31/64"	•
E040311	18	2-31/64"	•
E040312	19	2-31/64"	•
E040314	20	2-31/64"	
E040315	21	2-31/64"	
E040316	22	2-31/64"	
EXRAIL13	Socket Rail		•



E041635
10-PC. 3/8" DRIVE METRIC
UNIVERSAL SOCKET SET - 6-PT.

PRODUCT #	SIZE (MM)	OVERALL LENGTH	SET
E041635	10-PC. 3/8" Drive Metric Universal Socket Set - 6-PT.		
E040123	10	2-11/16"	•
E040124	11	2-11/16"	•
E040125	12	2-11/16"	•
E040126	13	2-11/16"	•
E040127	14	2-11/16"	•
E040128	15	2-11/16"	•
E040129	16	2-11/16"	•
E040130	17	2-11/16"	•
E040131	18	2-11/16"	•
E040132	19	2-11/16"	•
EXRAIL13	Socket Rail		•



E041634
12-PC. 3/8" DRIVE SAE
UNIVERSAL SOCKET SET - 6-PT.

PRODUCT #	SIZE	OVERALL LENGTH	SET
E041634	12-PC. 3/8" Drive SAE Universal Socket Set - 6-PT.		
E040227	5/16"	2-11/64"	•
E040215	3/8"	2-11/64"	•
E040216	7/16"	2-11/64"	•
E040218	1/2"	2-11/64"	•
E040217	9/16"	2-11/64"	•
E040219	5/8"	2-11/64"	•
E040220	11/16"	2-11/64"	•
E040221	3/4"	2-11/64"	•
E040222	13/16"	2-11/64"	•
E040223	7/8"	2-11/64"	•
E040224	15/16"	2-1/4"	•
E040228	1"	2-1/4"	•
EXRAIL20	Socket Rail		•



E040506
EXTENSION, IMPACT
3/8" DRIVE

- Overall Length: 3"



E040509
UNIVERSAL JOINT,
IMPACT 3/8" DRIVE

- Overall Length: 2"




IMPACT SOCKET SETS

1/2" DRIVE IMPACT SOCKETS AND SETS



1/2" DRIVE COMBINATION STUBBY IMPACT SOCKET SETS - 6-PT.



**E050003
19-PC. 1/2" DRIVE SAE
IMPACT SOCKET SET - 12-PT.**



**E050001
26-PC. 1/2" DRIVE METRIC
IMPACT SOCKET SET - 12-PT.**

PRODUCT #	DESCRIPTION	SIZE	OVERALL LENGTH IN.	SETS
E041657	26-PC. 1/2" Drive Combination Stubby Impact Socket Set - 6-PT.			
E041660	11-PC. 1/2" Drive SAE Stubby Impact Socket Set - 6-PT.			
E041661	15-PC. 1/2" Drive Metric Stubby Impact Socket Set - 6-PT.			
E041727	Stubby Impact Socket	10	1-3/16"	• •
E041728	Stubby Impact Socket	11	1-3/16"	• •
E041729	Stubby Impact Socket	12	1-3/16"	• •
E041730	Stubby Impact Socket	13	1-3/16"	• •
E041731	Stubby Impact Socket	14	1-3/16"	• •
E041732	Stubby Impact Socket	15	1-3/16"	• •
E041733	Stubby Impact Socket	16	1-3/16"	• •
E041734	Stubby Impact Socket	17	1-3/16"	• •
E041735	Stubby Impact Socket	18	1-3/16"	• •
E041736	Stubby Impact Socket	19	1-3/16"	• •
E041737	Stubby Impact Socket	20	1-3/16"	• •
E041738	Stubby Impact Socket	21	1-3/16"	• •
E041739	Stubby Impact Socket	22	1-3/16"	• •
E041740	Stubby Impact Socket	23	1-3/16"	• •
E041741	Stubby Impact Socket	24	1-3/16"	• •
E041742	Stubby Impact Socket	3/8"	1-3/16"	• •
E041743	Stubby Impact Socket	7/16"	1-3/16"	• •
E041744	Stubby Impact Socket	1/2"	1-3/16"	• •
E041745	Stubby Impact Socket	9/16"	1-3/16"	• •
E041746	Stubby Impact Socket	5/8"	1-3/16"	• •
E041747	Stubby Impact Socket	11/16"	1-3/16"	• •
E041748	Stubby Impact Socket	3/4"	1-3/16"	• •
E041749	Stubby Impact Socket	13/16"	1-3/16"	• •
E041750	Stubby Impact Socket	7/8"	1-3/16"	• •
E041751	Stubby Impact Socket	15/16"	1-3/16"	• •
E041752	Stubby Impact Socket	1"	1-3/16"	• •
EXTRAW22X5	Socket Rail			•
EXRAIL13	Socket Rail			•
EXRAIL20	Socket Rail			•

PRODUCT #	DESCRIPTION	SIZE	OVERALL LENGTH IN.	SET
E050003	19-PC. 1/2" Drive SAE Impact Socket Set - 12-PT.			
E050079	Impact Socket	3/8"	1-1/2"	•
E050080	Impact Socket	7/16"	1-1/2"	•
E050081	Impact Socket	1/2"	1-1/2"	•
E050082	Impact Socket	9/16"	1-1/2"	•
E050083	Stubby Impact Socket	5/8"	1-1/2"	•
E050084	Impact Socket	11/16"	1-1/2"	•
E050085	Impact Socket	3/4"	1-1/2"	•
E050086	Impact Socket	13/16"	1-1/2"	•
E050087	Impact Socket	7/8"	1-1/2"	•
E050088	Impact Socket	15/16"	1-1/2"	•
E050089	Impact Socket	1"	1-1/2"	•
E050090	Impact Socket	1-1/16"	1-1/2"	•
E050091	Impact Socket	1-1/8"	1-1/2"	•
E050092	Impact Socket	1-3/16"	1-1/2"	•
E050093	Impact Socket	1-1/4"	1-1/2"	•
E050094	Impact Socket	1-5/16"	1-1/2"	•
E050095	Impact Socket	1-3/8"	1-1/2"	•
E050096	Impact Socket	1-7/16"	1-1/2"	•
E050097	Impact Socket	1-1/2"	1-1/2"	•
EXTRAY19X7-2	Socket Rail			•

PRODUCT #	DRIVE	SIZE	OVERALL LENGTH IN.	SET
E050001	26-PC. 1/2" Drive Metric Impact Socket Set - 12-PT.			
E050033	1/2"	10mm	1-1/2"	•
E050034	1/2"	11mm	1-1/2"	•
E050035	1/2"	12mm	1-1/2"	•
E050036	1/2"	13mm	1-1/2"	•
E050037	1/2"	14mm	1-1/2"	•
E050038	1/2"	15mm	1-1/2"	•
E050039	1/2"	16mm	1-1/2"	•
E050040	1/2"	17mm	1-1/2"	•
E050041	1/2"	18mm	1-1/2"	•
E050042	1/2"	19mm	1-1/2"	•
E050043	1/2"	20mm	1-1/2"	•
E050044	1/2"	21mm	1-1/2"	•
E050045	1/2"	22mm	1-1/2"	•
E050046	1/2"	23mm	1-1/2"	•
E050047	1/2"	24mm	1-1/2"	•
E050048	1/2"	25mm	1-1/2"	•
E050049	1/2"	26mm	1-1/2"	•
E050050	1/2"	27mm	1-1/2"	•
E050051	1/2"	28mm	1-1/2"	•
E050052	1/2"	29mm	1-1/2"	•
E050053	1/2"	30mm	1-1/2"	•
E050054	1/2"	31mm	1-1/2"	•
E050055	1/2"	32mm	1-1/2"	•
E050056	1/2"	33mm	1-1/2"	•
E050057	1/2"	34mm	1-1/2"	•
E050058	1/2"	35mm	1-1/2"	•
E050059	1/2"	36mm	1-1/2"	•
EXTRAY19X7-3	Socket Rail			•



E041637
19-PC. 1/2" DRIVE SAE DEEP
IMPACT SOCKET SET - 6-PT.

PRODUCT #	SIZE	OVERALL LENGTH IN.	SET
E041637	19-PC. 1/2" Drive Deep Impact Socket Set - 6-PT.		
E040932	5/16"	3-15/64"	•
E040914	3/8"	3-15/64"	•
E040912	7/16"	3-15/64"	•
E040901	1/2"	3-15/64"	•
E040902	9/16"	3-15/64"	•
E040903	5/8"	3-15/64"	•
E040904	11/16"	3-15/64"	•
E040905	3/4"	3-15/64"	•
E040906	13/16"	3-15/64"	•
E040907	7/8"	3-15/64"	•
E040908	15/16"	3-15/64"	•
E040909	1"	3-15/64"	•
E040910	1-1/16"	3-15/64"	•
E040911	1-1/8"	3-15/64"	•
E040915	1-3/16"	3-15/64"	•
E040913	1-1/4"	3-15/64"	•
E040916	1-5/16"	3-35/64"	•
E040917	1-3/8"	3-35/64"	•
E040918	1-7/16"	3-35/64"	•
E040919	1-1/2"	3-35/64"	•
E040920	1-9/16"	3-35/64"	•
E040921	1-5/8"	3-35/64"	•
E040922	1-11/16"	3-21/32"	•
E040923	1-3/4"	3-21/32"	•
E040924	1-13/16"	3-21/32"	•
E040925	1-7/8"	3-21/32"	•
E040926	1-15/16"	3-21/32"	•
E040927	2"	3-21/32"	•
EXTRAY22X5	Socket Rail		•



E041646
14-PC. 1/2" DRIVE SAE
UNIVERSAL DEEP IMPACT
SOCKET SET - 6-PT.

PRODUCT #	SIZE	OVERALL LENGTH IN.	SET
E041646	14-PC. 1/2" Drive SAE Deep Impact Socket Set 6-PT.		
E040933	7/16"	3-1/2"	•
E040934	1/2"	3-1/2"	•
E040935	9/16"	3-1/2"	•
E040936	5/8"	3-1/2"	•
E040937	11/16"	3-1/2"	•
E040938	3/4"	3-1/2"	•
E040939	13/16"	3-1/2"	•
E040940	7/8"	3-1/2"	•
E040941	15/16"	3-1/2"	•
E040942	1"	3-1/2"	•
E040943	1-1/16"	3-1/2"	•
E040944	1-1/8"	3-1/2"	•
E040945	1-3/16"	3-1/2"	•
E040946	1-1/4"	3-1/2"	•
EXRAIL20	Socket Rail		•




1/2" DRIVE UNIVERSAL
IMPACT SOCKET SETS - 6-PT.

PRODUCT #	SIZE	OVERALL LENGTH IN.	SETS
E041654	13-PC. 1/2" Drive Metric Universal Impact Socket Set 6-PT.		
E041655	14-PC. 1/2" Drive SAE Universal Impact Socket Set 6-PT.		
E080614	12mm	2-1/4"	•
E080615	13mm	2-1/4"	•
E080616	14mm	2-1/4"	•
E080617	15mm	2-1/4"	•
E080618	16mm	2-1/4"	•
E080619	17mm	2-1/4"	•
E080620	18mm	2-1/4"	•
E080621	19mm	2-1/4"	•
E080622	20mm	2-1/4"	•
E080623	21mm	2-1/4"	•
E080624	22mm	2-1/4"	•
E080625	23mm	2-1/4"	•
E080626	24mm	2-1/4"	•
E040743	7/16"	2-1/2"	•
E040744	1/2"	2-1/2"	•
E040745	9/16"	2-1/2"	•
E040746	5/8"	2-1/2"	•
E040747	11/16"	2-1/2"	•
E040748	3/4"	2-1/2"	•
E040749	13/16"	2-1/2"	•
E040750	7/8"	2-1/2"	•
E040751	15/16"	2-1/2"	•
E040752	1"	3"	•
E040753	1-1/16"	3"	•
E040754	1-1/8"	3"	•
E040755	1-3/16"	3"	•
E040756	1-1/4"	3"	•



IMPACT SOCKET SETS

1/2" DRIVE IMPACT SOCKETS AND SETS




1/2" DRIVE IMPACT SOCKET SETS - 6-PT.

- Through hole for retaining ring and/or pin
- Forged molybdenum steel
- Laser engraved and color filled markings

PRODUCT #	DESCRIPTION	SIZE	OVERALL LENGTH	SET
E041640	28-PC. 1/2" Drive Impact Socket Set - 6-PT.			
E041636	19-PC. 1/2" Drive Impact Socket Set - 6-PT.			
E040012	Impact Extension 3"	-	3"	•
E041011	Universal Impact Joint	-	2-7/16"	•
E040701	Impact Socket	5/16"	1-1/2"	•
E040702	Impact Socket	3/8"	1-1/2"	•
E040703	Impact Socket	7/16"	1-1/2"	•
E040704	Impact Socket	1/2"	1-1/2"	•
E040705	Impact Socket	9/16"	1-1/2"	•
E040706	Impact Socket	5/8"	1-1/2"	•
E040707	Impact Socket	11/16"	1-1/2"	•
E040708	Impact Socket	3/4"	1-1/2"	•
E040709	Impact Socket	13/16"	1-1/2"	•
E040710	Impact Socket	7/8"	1-1/2"	•
E040711	Impact Socket	15/16"	1-1/2"	•
E040712	Impact Socket	1"	1-1/2"	•
E040713	Impact Socket	1-1/16"	1-37/64"	•
E040714	Impact Socket	1-1/8"	1-37/64"	•
E040729	Impact Socket	1-3/16"	1-37/64"	•
E040730	Impact Socket	1-1/4"	1-37/64"	•
E040731	Impact Socket	1-5/16"	1-11/16"	•
E040732	Impact Socket	1-3/8"	1-11/16"	•
E040733	Impact Socket	1-7/16"	1-11/16"	•
E040734	Impact Socket	1-1/2"	1-11/16"	•
E040735	Impact Socket	1-9/16"	2-23/64"	•

PRODUCT #	DESCRIPTION	SIZE	OVERALL LENGTH	SET
E041640	28-PC. 1/2" Drive Impact Socket Set - 6-PT.			
E041636	19-PC. 1/2" Drive Impact Socket Set - 6-PT.			
E040736	Impact Socket	1-5/8"	2-3/8"	•
E040737	Impact Socket	1-11/16"	2-3/8"	•
E040738	Impact Socket	1-3/4"	2-3/8"	•
E040739	Impact Socket	1-13/16"	2-3/4"	•
E040740	Impact Socket	1-7/8"	2-3/4"	•
E040741	Impact Socket	1-15/16"	2-3/4"	•
E040742	Impact Socket	2"	2-3/4"	•
E040901	Deep Impact Socket	1/2"	3-15/64"	•
E040902	Deep Impact Socket	9/16"	3-15/64"	•
E040903	Deep Impact Socket	5/8"	3-15/64"	•
E040904	Deep Impact Socket	11/16"	3-15/64"	•
E040905	Deep Impact Socket	3/4"	3-15/64"	•
E040906	Deep Impact Socket	13/16"	3-15/64"	•
E040907	Deep Impact Socket	7/8"	3-15/64"	•
E040908	Deep Impact Socket	15/16"	3-15/64"	•
E040909	Deep Impact Socket	1"	3-15/64"	•
E040910	Deep Impact Socket	1-1/16"	3-15/64"	•
E040911	Deep Impact Socket	1-1/8"	3-15/64"	•
E040912	Deep Impact Socket	7/16"	3-15/64"	•
E040913	Deep Impact Socket	1-1/4"	3-15/64"	•
EXTRAY22X5	Socket Rail			•
EXTRAY19X7-2	Socket Rail			•



1/2" DRIVE METRIC IMPACT SOCKET SETS - 6-PT.

- Through hole for retaining ring pin
- Forged molybdenum steel
- Laser engraved and color filled markings


PRODUCT #	DESCRIPTION	SIZE (MM)	OVERALL LENGTH	SET
E041641	30-PC. 1/2" Drive Metric Impact Socket Set - 6-PT.			
E041638	26-PC. 1/2" Drive Metric Impact Socket Set - 6-PT.			
E041616	14-PC. 1/2" Drive Metric Impact Socket Set - 6-PT.			
E041012	1/2" Drive Impact Extension 3"	-	3"	•
E041011	1/2" Drive Universal Impact Joint	-	2-7/16"	•
E113489	Metric Impact Socket	8	1-1/2"	•
E040603	Metric Impact Socket	9	1-1/2"	•
E113490	Metric Impact Socket	10	1-1/2"	• • •
E113491	Metric Impact Socket	11	1-1/2"	• • •
E113492	Metric Impact Socket	12	1-1/2"	• • •
E113493	Metric Impact Socket	13	1-1/2"	• • •
E113494	Metric Impact Socket	14	1-1/2"	• • •
E113495	Metric Impact Socket	15	1-1/2"	• • •
E113496	Metric Impact Socket	16	1-1/2"	• • •
E113497	Metric Impact Socket	17	1-1/2"	• • •
E113498	Metric Impact Socket	18	1-1/2"	• • •
E113499	Metric Impact Socket	19	1-1/2"	• • •
E040604	Metric Impact Socket	20	1-1/2"	• • •
E113588	Metric Impact Socket	21	1-1/2"	• • •
E113589	Metric Impact Socket	22	1-1/2"	• • •
E040605	Metric Impact Socket	23	1-21/32"	• • •
E113592	Metric Impact Socket	24	1-21/32"	• • •
E040606	Metric Impact Socket	25	1-21/32"	• • •
E040607	Metric Impact Socket	26	1-21/32"	• • •
E113594	Metric Impact Socket	27	1-13/16"	• • •
E113595	Metric Impact Socket	28	1-13/16"	• • •
E040608	Metric Impact Socket	29	1-13/16"	• • •

PRODUCT #	DESCRIPTION	SIZE	OVERALL LENGTH	SET
E041641	30-PC. 1/2" Drive Metric Impact Socket Set - 6-PT.			
E041638	26-PC. 1/2" Drive Metric Impact Socket Set - 6-PT.			
E041616	14-PC. 1/2" Drive Metric Impact Socket Set - 6-PT.			
E113596	Metric Impact Socket	30	1-13/16"	•
E040609	Metric Impact Socket	31	1-13/16"	•
E113597	Metric Impact Socket	32	1-13/16"	•
E040610	Metric Impact Socket	33	1-13/16"	•
E040611	Metric Impact Socket	34	1-13/16"	•
E040612	Metric Impact Socket	35	1-31/32"	•
E040613	Metric Impact Socket	36	1-31/32"	•
E113598	Metric Deep Impact Socket	10	3-15/64"	•
E113599	Metric Deep Impact Socket	11	3-15/64"	•
E040802	Metric Deep Impact Socket	12	3-15/64"	•
E113600	Metric Deep Impact Socket	13	3-15/64"	•
E040801	Metric Deep Impact Socket	15	3-15/64"	•
E113605	Metric Deep Impact Socket	14	3-15/64"	•
E113606	Metric Deep Impact Socket	16	3-15/64"	•
E113607	Metric Deep Impact Socket	17	3-15/64"	•
E113608	Metric Deep Impact Socket	18	3-15/64"	•
E113609	Metric Deep Impact Socket	19	3-15/64"	•
E040804	Metric Deep Impact Socket	20	3-15/64"	•
E113610	Metric Deep Impact Socket	21	3-15/64"	•
E113611	Metric Deep Impact Socket	22	3-15/64"	•
E113612	Metric Deep Impact Socket	24	3-15/64"	•
EXRAY22K5	Socket Rail			•
EXRAY22K5	Socket Rail			•
EXR120	Socket Rail			•




IMPACT SOCKET SETS

1/2" DRIVE IMPACT SOCKETS AND SETS



1/2" DRIVE SAE DEEP IMPACT SOCKET SET - 12-PT.



1/2" DRIVE METRIC DEEP IMPACT SOCKET SETS - 12-PT.




**E113622
15-PC. 1/2" DRIVE METRIC AND SAE IMPACT HEX SET**

PRODUCT #	DESCRIPTION	SIZE	OVERALL LENGTH IN.		
E050002	19-PC. 1/2" Drive SAE Deep Impact Socket Set - 12-PT.				
E050005	11-PC. 1/2" Drive SAE Deep Impact Socket - 12-PT.				
E050060	Deep Impact Socket	3/8"	2-3/8"	•	•
E050061	Deep Impact Socket	7/16"	2-3/8"	•	•
E050062	Deep Impact Socket	1/2"	2-3/8"	•	•
E050063	Deep Impact Socket	9/16"	2-3/8"	•	•
E050064	Deep Impact Socket	5/8"	2-3/8"	•	•
E050065	Deep Impact Socket	11/16"	2-3/8"	•	•
E050066	Deep Impact Socket	3/4"	2-3/8"	•	•
E050067	Deep Impact Socket	13/16"	2-3/8"	•	•
E050068	Deep Impact Socket	7/8"	2-3/8"	•	•
E050069	Deep Impact Socket	15/16"	2-3/8"	•	•
E050070	Deep Impact Socket	1"	2-3/8"	•	•
E050071	Deep Impact Socket	1-1/16"	2-3/8"	•	•
E050072	Deep Impact Socket	1-1/8"	2-3/8"	•	•
E050073	Deep Impact Socket	1-3/16"	2-3/8"	•	•
E050074	Deep Impact Socket	1-1/4"	2-3/8"	•	•
E050075	Deep Impact Socket	1-5/16"	2-3/8"	•	•
E050076	Deep Impact Socket	1-3/8"	2-3/8"	•	•
E050077	Deep Impact Socket	1-7/16"	2-3/8"	•	•
E050078	Deep Impact Socket	1-1/2"	2-3/8"	•	•
EXTRAY19X7-2	Socket Rail			•	•
EXTRAIL20	Socket Rail			•	•

PRODUCT #	DRIVE	SIZE	OVERALL LENGTH IN.		
E050000	26-PC. 1/2" Drive Metric Deep Impact Socket Set - 12-PT.				
E050004	12-PC. 1/2" Drive Metric Deep Impact Socket Set - 12-PT.				
E050006	1/2"	10mm	2-3/8"	•	•
E050007	1/2"	11mm	2-3/8"	•	•
E050008	1/2"	12mm	2-3/8"	•	•
E050009	1/2"	13mm	2-3/8"	•	•
E050010	1/2"	14mm	2-3/8"	•	•
E050011	1/2"	15mm	2-3/8"	•	•
E050012	1/2"	16mm	2-3/8"	•	•
E050013	1/2"	17mm	2-3/8"	•	•
E050014	1/2"	18mm	2-3/8"	•	•
E050015	1/2"	19mm	2-3/8"	•	•
E050016	1/2"	20mm	2-3/8"	•	•
E050017	1/2"	21mm	2-3/8"	•	•
E050018	1/2"	22mm	2-3/8"	•	•
E050019	1/2"	23mm	2-3/8"	•	•
E050020	1/2"	24mm	2-3/8"	•	•
E050021	1/2"	25mm	2-3/8"	•	•
E050022	1/2"	26mm	2-3/8"	•	•
E050023	1/2"	27mm	2-3/8"	•	•
E050024	1/2"	28mm	2-3/8"	•	•
E050025	1/2"	29mm	2-3/8"	•	•
E050026	1/2"	30mm	2-3/8"	•	•
E050027	1/2"	31mm	2-3/8"	•	•
E050028	1/2"	32mm	2-3/8"	•	•
E050029	1/2"	33mm	2-3/8"	•	•
E050030	1/2"	34mm	2-3/8"	•	•
E050031	1/2"	35mm	2-3/8"	•	•
E050032	1/2"	36mm	2-3/8"	•	•
EXTRAY19X7-3	Socket Rail			•	•
EXTRAIL20	Socket Rail			•	•

PRODUCT #	SIZE	OVERALL LENGTH	SET
E113622	15-PC. 1/2" Drive Metric and SAE Impact Hex Set		
E113623	5mm	3-5/64"	•
E113624	6mm	3-5/64"	•
E113625	8mm	3-5/64"	•
E113626	10mm	3-5/64"	•
E113627	12mm	3-5/64"	•
E113628	14mm	3-5/64"	•
E113629	17mm	3-5/64"	•
E113630	19mm	3-5/64"	•
E132601	5/16"	3-5/64"	•
E132602	3/8"	3-5/64"	•
E132603	7/16"	3-5/64"	•
E132604	1/2"	3-5/64"	•
E132605	9/16"	3-5/64"	•
E132606	5/8"	3-5/64"	•
E132607	3/4"	3-5/64"	•
EXTRAIL20	Socket Rail		•

Tonix® is a trademark of Acumen Intellectual Properties, LLC



1/2" DRIVE METRIC DEEP IMPACT SOCKET SETS - 6-PT.

PRODUCT #	SIZE	OVERALL LENGTH	SET
E041639	26-PC. 1/2" Drive Metric Deep Impact Socket Set - 6-PT.		
E041609	14-PC. 1/2" Drive Metric Deep Impact Socket Set - 6-PT.		
E040803	8	3-15/64"	
E040807	9	3-15/64"	
E113598	10	3-15/64"	• •
E113599	11	3-15/64"	• •
E040802	12	3-15/64"	• •
E113600	13	3-15/64"	• •
E113605	14	3-15/64"	• •
E040801	15	3-15/64"	• •
E113606	16	3-15/64"	• •
E113607	17	3-15/64"	• •
E113608	18	3-15/64"	• •
E113609	19	3-15/64"	• •
E040804	20	3-15/64"	• •
E113610	21	3-15/64"	• •
E113611	22	3-15/64"	• •
EXTRAY22X5	Socket Rail		•
EXRAIL20	Socket Rail		•

PRODUCT #	SIZE	OVERALL LENGTH	SET
E041639	26-PC. 1/2" Drive Metric Deep Impact Socket Set - 6-PT.		
E041609	14-PC. 1/2" Drive Metric Deep Impact Socket Set - 6-PT.		
E040811	23	3-15/64"	•
E113612	24	3-15/64"	•
E040808	25	3-15/64"	•
E040809	26	3-15/64"	• •
E113613	27	3-15/64"	• •
E040805	28	3-15/64"	•
E040810	29	3-15/64"	•
E113614	30	3-15/64"	•
E113615	32	3-15/64"	•
E040806	33	3-35/64"	•
E040812	34	3-35/64"	•
E040813	35	3-35/64"	•
E040814	36	3-35/64"	•
EXTRAY22X5	Socket Rail		•
EXRAIL20	Socket Rail		•



**E041605-US
7-PC. 1/2" DRIVE INVERTED IMPACT TORX® SET**

PRODUCT #	SIZE	SET
E041605-US	7-PC. 1/2" Drive Inverted Impact Torx® Set	
E041001	E10	•
E041002	E12	•
E041003	E14	•
E041004	E16	•
E041005	E18	•
E041006	E20	•
E041007	E24	•



**E113466
5-PC. 1/2" DRIVE IMPACT EXTENSION AND UNIVERSAL JOINT KIT**

- High strength alloy steel for long lasting durability
- Sprung-ball retainer secures socket to extension or universal-joint, while still allowing for quick and easy socket changes

PRODUCT #	SIZE	DESCRIPTION	SET
E113466	5-PC. 1/2" Drive Impact Extension and Universal Joint Kit		
E041016	1/2"	3" Impact Extension	•
E041013	1/2"	5" Impact Extension	•
E041014	1/2"	7" Impact Extension	•
E041015	1/2"	10" Impact Extension	•
E041017	1/2"	Universal Impact Joint	•

**E041012
1/2" DRIVE IMPACT EXTENSION**
• Overall Length: 3"



**E041011
1/2" DRIVE IMPACT UNIVERSAL JOINT**
• Overall Length: 2-7/16"



IMPACT SOCKET SETS

3/4" DRIVE IMPACT SOCKETS AND SETS



E041200
27-PC. 3/4" DRIVE SAE
IMPACT SOCKET SETS - 6-PT.

PRODUCT #	SIZE	OVERALL LENGTH	SET
E041200	27-PC. 3/4" Drive SAE Impact Socket Set - 6-PT.		
E041624	12-PC. 3/4" Drive SAE Impact Socket Set - 6-PT.		
E041205	3/4"	1-31/32"	•
E041206	13/16"	2-3/64"	•
E041207	7/8"	2-3/64"	•
E041208	15/16"	2-3/64"	•
E041209	1"	2-3/64"	•
E041210	1-1/16"	2-3/64"	•
E041211	1-1/8"	2-3/64"	•
E041212	1-3/16"	2-3/64"	•
E041213	1-1/4"	2-3/64"	•
E041214	1-5/16"	2-13/64"	• •
E041215	1-3/8"	2-13/64"	• •
E041216	1-7/16"	2-13/64"	• •
E041217	1-1/2"	2-13/64"	• •
E041218	1-9/16"	2-7/16"	• •
E041220	1-5/8"	2-7/16"	• •
E041221	1-11/16"	2-7/16"	• •
E041219	1-3/4"	2-7/16"	• •
E041222	1-13/16"	2-43/64"	• •
E041223	1-7/8"	2-43/64"	• •
E041224	1-15/16"	2-3/4"	• •
E041225	2"	2-53/64"	• •
E041226	2-1/16"	2-53/64"	•
E041227	2-1/8"	2-53/64"	•
E041228	2-3/16"	2-53/64"	•
E041229	2-1/4"	2-53/64"	•
E041230	2-3/8"	2-53/64"	•
E041231	2-1/2"	2-53/64"	•
SH34	Socket Holder		•
	Steel Box		•



E041400
17-PC. 3/4" DRIVE SAE DEEP
IMPACT SOCKET SET - 6-PT.

PRODUCT #	SIZE	OVERALL LENGTH	SET
E041400	17-PC. 3/4" Drive SAE Impact Socket Set - 6-PT.		
E041417	3/4"	3-11/32"	•
E041418	13/16"	3-11/32"	•
E041419	7/8"	3-11/32"	•
E041401	15/16"	3-11/32"	•
E041402	1"	3-11/32"	•
E041403	1-1/16"	3-11/32"	•
E041404	1-1/8"	3-11/32"	•
E041405	1-3/16"	3-11/32"	•
E041406	1-1/4"	3-11/32"	•
E041407	1-5/16"	3-11/32"	•
E041408	1-3/8"	3-11/32"	•
E041409	1-7/16"	3-11/32"	•
E041410	1-1/2"	3-11/32"	•
E041411	1-9/16"	3-11/32"	•
E041412	1-5/8"	3-11/32"	•
E041413	1-11/16"	3-11/32"	•
E041414	1-3/4"	3-11/32"	•
E041415	1-13/16"	3-11/32"	•
E041416	1-7/8"	3-11/32"	•
E041420	1-15/16"	3-11/32"	•
E041421	2"	3-11/32"	•
	Steel Box		•



E041454
18-PC. 3/4" DRIVE METRIC
DEEP IMPACT SOCKET SET - 6-PT.

PRODUCT #	SIZE	OVERALL LENGTH	SET
E041454	18-PC. 3/4" Drive Metric Deep Impact Socket Set - 6-PT.		
E113480	17	3-3/4"	•
E113481	19	3-3/4"	•
E113482	24	3-3/4"	•
E113483	27	3-3/4"	•
E041440	29	3-3/4"	•
E113484	30	3-3/4"	•
E041442	31	3-3/4"	•
E113485	32	3-3/4"	•
E041301	33	3-3/4"	•
E041445	34	3-3/4"	•
E041446	35	3-3/4"	•
E113486	36	3-3/4"	•
E041448	38	3-3/4"	•
E041449	40	3-3/4"	•
E041302	41	3-3/4"	•
E041451	42	3-3/4"	•
E041303	46	3-3/4"	•
E041453	50	3-3/4"	•
	Steel Box		•





E041100
24-PC. 3/4" DRIVE METRIC
IMPACT SOCKET SET - 6-PT.

PRODUCT #	SIZE	OVERALL LENGTH	SET
E041100	24-PC. 3/4" Drive Metric Impact Socket Set - 6-PT.		
E041622	15-PC. 3/4" Drive Metric Impact Socket Set - 6-PT.		
E041101	17	1-31/32"	•
E041102	19	1-31/32"	• •
E041109	20	1-31/32"	• •
E041103	21	2-3/64"	• •
E041104	22	2-3/64"	• •
E041110	23	2-3/64"	• •
E041105	24	2-3/64"	• •
E041111	25	2-3/64"	• •
E041112	26	2-3/64"	• •
E041106	27	2-3/64"	• •
E113468	28	2-3/64"	• •
E113469	29	2-3/64"	• •
E113470	30	2-3/64"	• •
E041113	31	2-3/64"	• •
E113471	32	2-3/64"	• •
E113472	33	2-13/64"	•
E113473	34	2-13/64"	•
E113474	35	2-13/64"	•
E113475	36	2-13/64"	•
E113476	38	2-13/64"	•
E041306	40	2-7/16"	•
E113477	41	2-7/16"	•
E113478	42	2-7/16"	•
E113479	46	2-31/64"	•
E041114	50	2-13/16"	•
SH34	Socket Holder		•
	Steel Box		•



E113488
10" EXTENSION
3/4" DRIVE

E113487
7" EXTENSION
3/4" DRIVE



E041502
3/4" DRIVE
REDUCING ADAPTER

- 3/4" Drive Female x 1/2" Drive Male
- Ring and pin style socket retainer (Ring and pin not included)



E041503
1" DRIVE
REDUCING ADAPTER

- 1" Drive Female x 3/4" Drive Male
- Ring and pin style socket retainer (Ring and pin not included)



STRIKING AND STRUCK

HAMMERS AND PUNCH SETS



E150804 3-PC. BALL PEEN HAMMER SET

- Head hardness: 50-58 HRC
- Hickory handle

PRODUCT #	OVERALL LENGTH	WEIGHT OZ.	SET
E150804	3-PC. Ball Peen Hammer Set		
E150106	10-53/64"	4	
E150107	11-13/16"	8	•
E150108	13-25/32"	16	•
E150109	15-19/32"	24	•
E150110	15-3/4"	32	



NYLON HAMMERS

- Zinc-plated steel alloy head
- Wood handle
- Two nylon tips

PRODUCT #	OVERALL LENGTH	WEIGHT OZ.
E150301	10-5/8"	0.44
E150302	11-27/64"	0.64
E150303	12-63/64"	1.32
E150304	13-25/32"	2.09



E150805 2-PC. DEAD-BLOW HAMMER SET

- Anti-vibration
- One-piece fixed handle
- Anti-static SBR (Styrene-Butadiene Rubber)

PRODUCT #	OVERALL LENGTH	WEIGHT OZ.	SET
E150805	2-PC. Dead-Blow Hammer Set		
E150115	11-17/64"	17	•
E150116	14-9/16"	53	•



E418226 6-PC. METRIC DRIFT PUNCH SET

PRODUCT #	TIP SIZE MM	OVERALL LENGTH	SET
E418226	6-PC. Metric Drift Punch Set		
E418230	2	5-1/2"	•
E418231	3	5-1/2"	•
E418232	4	5-1/2"	•
E418233	5	5-1/2"	•
E418234	6	5-1/2"	•
E418235	8	5-1/2"	•



HEAVY-DUTY BOLT CUTTERS

PRODUCT #	OVERALL LENGTH
E117750	14"
E117751	18"
E117752	24"
E117753	30"
E117754	36"

EXPERT® QUALITY/PRICE RATIO
EXPERT® products are designed to withstand heavy professional use. The price positioning of the EXPERT® range is designed to meet the competitive expectations of users.



MASTER SET

EXPERT® MASTER SET



EXPERTMASTER
EXPERT® HAND TOOLS
MASTER SET

**Contents are subject to change*

SUPPORTING TOMORROW'S TECHNICIAN

DEEP DISCOUNTS

- Up to 60% Discounts on School Required Complete Sets
- 50% Discounts on most hand tools, air tools, toolboxes

STUDENT TECH PROGRAM GUIDE
ON PAGE 6



STP
STUDENT TECH PROGRAM™

SECTION

8

POWER TOOLS



SUB-CATEGORIES:

366

CORDLESS COMBO KITS

370

20V MAX* CORDLESS

377

12V MAX* CORDLESS

379

BATTERIES AND CHARGERS



CORDLESS COMBO KITS

MULTIPLE PIECE TOOL KITS

BLSPEC
BRUSHLESS MOTOR

BWP152-891GP1D1 3-PC. 20V MAX* BRUSHLESS COMBO KIT

INCLUDES:

- (1) **BWP152** - 20V MAX* 1/2" Drive BL-SPEC™ High-Torque Brushless Impact Wrench
- (1) **MCF891** - 20V MAX* 3/8" Drive BL-SPEC™ Brushless Impact Wrench
- (1) **MCLO44** - 20V MAX* Hand-Held Work Light
- (1) **DCB203G** - 20V MAX* Oil-Resistant 2.0Ah Battery
- (1) **DCB205G** - 20V MAX* Oil-Resistant 5.0Ah Battery
- (1) **DCB115** - 12V-20V MAX* Battery Charger
- (1) **MTB002** - Medium Tool Bag



MCF894-891GP1D1 20V BL-SPEC 2-PC. IMPACT WRENCH COMBO KIT

INCLUDES:

- (1) **MCF894** BL-SPEC™ 1/2" Drive Mid-Torque Impact Wrench
- (1) **MCF891** BL-SPEC™ 3/8" Drive Impact Wrench
- (1) **DCB203G** - 20V MAX* Oil-Resistant 2.0Ah Battery
- (1) **DCB205G** - 20V MAX* Oil-Resistant 5.0Ah Battery
- (1) **DCB115** - 12V-20V MAX* Battery Charger



With respect to 12V/20V MAX. Maximum initial battery pack voltage (measured without a workload) is 12V/20V. Measured under a workload, nominal voltage is 10.8/18.





MCK503GP2
20V BL-SPEC™ 5-TOOL COMBO KIT

INCLUDES:

- (1) **BWP152** 20V MAX* 1/2" Drive BL-SPEC™ High-Torque Impact Wrench
- (1) **MCF891** 20V MAX* 3/8" Drive BL-SPEC™ Impact Wrench
- (1) **MCF886** 20V MAX* 1/4" Hex Drive BL-SPEC™ Impact Driver
- (1) **MCD791** 20V MAX* BL-SPEC™ Drill Driver
- (1) **MCL044** 20V MAX* Hand-Held LED Work Light
- (2) **DCB205G** - 20V MAX* Oil-Resistant 5.0Ah Battery
- (1) **DCB115** - 12V-20V MAX* Battery Charger

PRODUCT #	STYLE	TYPE	BREAKAWAY TORQUE FT. LBS. / Nm	RPMS	TORQUE RANGE FT. LBS.	WEIGHT LBS.	WARRANTY
MCK503GP2	Combination	Impact Wrench Kit	1,200 / 1,625 (BWP152)	0-400/1,200/1,900 (BWP152) 0-900/1,950/2,800 (MCF886) 0-900/1,950/2,800 (MCF891)	250 (MCF886) 275 (MCF891)	-	See Individual Components For Warranty Info

MCK403GP1D1
20V BL-SPEC™ 4-TOOL COMBO KIT

INCLUDES:

- (1) **BWP152** 20V MAX* BL-SPEC™ 1/2" Drive High-Torque Impact Wrench
- (1) **MCF891** 20V MAX* BL-SPEC™ 3/8" Drive Impact Wrench
- (1) **MCF886** 20V MAX* BL-SPEC™ 1/4" Drive Impact Driver
- (1) **DCB205G** - 20V MAX* Oil-Resistant 5.0Ah Battery
- (2) **DCB203G** - 20V MAX* Oil-Resistant 2.0Ah Battery
- (1) **DCB115** - 12V-20V MAX* Battery Charger
- (1) **MCL044** 20V MAX* Hand-Held LED Work Light



PRODUCT #	STYLE	TYPE	CHUCK CAPACITY IN.	BREAKAWAY TORQUE FT. LBS. / Nm	RPMS	TORQUE RANGE FT. LBS.	WARRANTY
MCK403GP1D1	Combination	Cordless Tool Kit	1/4" Drop & Load Hex (Impact Driver)	1,200 / 1,625 (BWP152)	0-400/1,200/1,900 (BWP152) 0-900/1,950/2,800 (MCF886) 0-900/1,950/2,800 (MCF891)	250 (MCF886) 275 (MCF891)	See Individual Components For Warranty Info

CORDLESS COMBO KITS

MULTIPLE PIECE TOOL KITS

MCK278GP1D1 20V BL-SPEC™ DRILL/DRIVER KIT

INCLUDES:

- (1) MCF886 20V MAX* BL-SPEC™
1/4" Impact Driver
- (1) MCD791 20V MAX* BL-SPEC™
1/2" Drill
- (1) DCB205G 20V MAX* Oil-Resistant
5.0Ah Battery
- (1) DCB203G 20V MAX* Oil-Resistant
2.0Ah Battery
- (1) DCB115 12V-20V MAX* Battery Charger
- (1) MTB001 Small Tool Bag



BL-SPEC
BRUSHLESS MOTOR

PRODUCT #	STYLE	TYPE	BREAKAWAY TORQUE FT. LBS. / Nm	RPMS	CHUCK CAPACITY IN.	WARRANTY
MCK278GP1D1	Combination	Impact Kit	1,200 / 1,625 (BWP152)	0-900/1,950/2,800 (MCF886) 0-550 (low), 0-2,000 (high) (MCD791)	1/4" Drop & Load Hex (Impact Driver); 1/2" Metal Ratcheting Chuck	See Individual Components For Warranty Info

MCK1220GP1D1 (IMAGE NOT SHOWN) 12V/20V RATCHET/IMPACT COMBO

INCLUDES:

- (1) BWP152 20V MAX* 1/2" Drive BL-SPEC™
High-Torque Impact Wrench
- (1) BRS038 12V MAX* 3/8" Drive Cordless Ratchet
- (1) DCB205G 20V MAX* Oil-Resistant 5.0Ah Battery
- (1) DCB203G 20V MAX* Oil-Resistant 2.0Ah Battery
- (1) DCB115 12V-20V MAX* Battery Charger
- (1) MTB001 - Small Tool Bag

PRODUCT #	STYLE	TYPE	BREAKAWAY TORQUE FT. LBS. / Nm	RPMS	TORQUE RANGE FT. LBS.	WARRANTY
MCK1220GP1D1	Combination	Impact Kit	1,200 / 1,625 (BWP152)	0-400/1,200/1,900 (BWP152) 0-200 (BRS038)	40 (BRS038)	See Individual Components For Warranty Info

With respect to 12V/20V MAX. Maximum initial battery pack voltage (measured without a workload) is 12V/20V.
Measured under a workload, nominal voltage is 10.8/18.



MCK305GP1D1 (IMAGE NOT SHOWN)
20V MAX* IMPACT - LIGHT COMBO KIT

INCLUDES:

- (1) **BWP152** 20V MAX* 1/2" Drive BL-SPEC™ High-Torque Brushless Impact Wrench
- (1) **MCF891** 20V MAX* 3/8" Drive Impact Wrench
- (1) **MCLO44** 20V MAX* Hand-Held Worklight
- (1) **AP1624** 1/2" Drive X 3/4" Drive Impact Socket Adapter
- (1) **AP2416RB** 2-PC. 3/4" Drive X 1/2" Drive Impact Socket Adapter
- (1) **AP1612RB** 2-PC. 1/2" Drive X 3/8" Drive Impact Socket Adapter
- (1) **DCB205G** 20V MAX* Oil-Resistant 5.0Ah Battery
- (1) **DCB203G** 20V MAX* Oil-Resistant 2.0Ah Battery
- (1) **DCB115** 12V-20V MAX* Battery Charger
- (1) **MTB002** Medium Tool Bag

PRODUCT #	STYLE	TYPE	BREAKAWAY TORQUE FT. LBS. / Nm	RPMS	TORQUE RANGE FT. LBS.	WARRANTY
MCK305GP1D1	Combination	Impact Kit	1,200 / 1,625 (BWP152)	0-400/1,200/1,900 (BWP152) 0-2,000 (BWP138)	325 (BWP138)	See Individual Components For Warranty Info

MCK201GP1D1
**20V MAX* COMBINATION
IMPACT WRENCH/
UNDERHOOD LIGHT KIT**

INCLUDES:

- (1) **MCF891** 20V MAX* BL-SPEC™ 3/8" Drive Impact Wrench
- (1) **MCLO45** 20V MAX* Underhood Light
- (1) **DCB205G** 20V MAX* Oil-Resistant 5.0Ah Battery
- (1) **DCB203G** 20V MAX* Oil-Resistant 2.0Ah Battery
- (1) **DCB115** 12V-20V MAX* Battery Charger



PRODUCT #	STYLE	TYPE	CHUCK SIZE	RPMS	WEIGHT LBS.	WARRANTY
MCK201GP1D1	Combination	Cordless Tool Kit	-	-	10	See Individual Components For Warranty Info



**POWERED FOR
PRODUCTIVITY,
DESIGNED FOR
AUTOMOTIVE.**





BLSPEC™

BRUSHLESS MOTOR

Brushless motors are typically 85-90% efficient. As apposed to brushed DC motors are around 75-80% efficient.

This difference in efficiency means that more of the total power used by the motor is being turned into rotational force and less energy is being lost from friction.

- POWERFUL MOTOR:** Compact design
- LOWER MAINTENANCE:** No brushes to replace
- HIGHER EFFICIENCY:** Longer run time on single charge



MCF886
20V MAX* 1/4" HEX
DRIVE BRUSHLESS
IMPACT DRIVER



MCF891
20V MAX* 3/8"
DRIVE BRUSHLESS
IMPACT WRENCH




BWP152
20V MAX* 1/2" DRIVE
BRUSHLESS HIGH-TORQUE
IMPACT WRENCH

With respect to 20V MAX* Maximum initial battery pack voltage (measured without a workload) is 20V. Measured under a workload, nominal voltage is 18

CORDLESS TOOLS

PERFORMANCE

BL-SPEC
BRUSHLESS MOTOR



BL-SPEC
BRUSHLESS MOTOR



R-SPEC™ BATTERY

Designed for automotive technicians with features that will endure the everyday abuse of a shop environment



ERGONOMIC HANDLE

Forward handle design with rubber over-mold delivers balance control and comfort

BL-SPEC™ BRUSHLESS MOTOR

A microcircuit board adjusts power according to the task with greater efficiency by distributing energy to stationary windings



ANTI-MARRING BUMPERS

Protects tool and work surface from damage



VARIABLE-SPEED TRIGGER

Electronic brake for control and versatility



GLASS-FILLED NYLON BODY

Resistant to most automotive fluids

PRODUCT #	BLOWS PER MINUTE	BREAKAWAY TORQUE FT. LBS. / Nm	FREE SPEED RPMs.	ANVIL SIZE	LENGTH IN. / MM	TOOL WEIGHT LBS. / KG.	VOLTAGE	BL-SPEC
MCF886	0-3,200	250 / 339	0-900/1,950/2,800	1/4"	5.53" / 140.5	4.25 / 1.94	20V MAX*	•
MCF891	0-3,200	275 / 373	0-900/1,950/2,800	3/8"	5.53" / 140.5	4.3 / 1.95	20V MAX*	•
BWP152	0-2,400	1,200 / 1,627	0-400/1,900/1,900	1/2"	8.5" / 215.9	5.8 / 2.6	20V MAX*	•

With respect to 12V/20V MAX. Maximum initial battery pack voltage (measured without a workload) is 12V/20V. Measured under a workload, nominal voltage is 10.8/18.



20V MAX* BL-SPEC BRUSHLESS IMPACTS



This tool has been PROUDLY MADE IN THE USA with global components.

BWP152 (BATTERY NOT INCLUDED) 20V MAX* 1/2" DRIVE BL-SPEC HIGH-TORQUE IMPACT WRENCH

- Impact features Impact Assist Technology
- Glass-filled nylon body withstands most automotive fluids
- 1/2" Drive anvil with hog-ring for easy socket changes
- Variable-speed trigger for control and versatility
- R-Spec™ batteries provide optimum performance and durability
- Forward handle design with rubber overmold for superior balance, control, and comfort.
- Anti-marring bumpers protect the tool
- Brushless motor increases runtime
- Ability to remove 740 nuts per charge on average when removing a 1-7/16 nut at 100 ft. lbs. with a 4AH battery



BWP152GP2 20V MAX* 1/2" DRIVE BL-SPEC HIGH-TORQUE IMPACT WRENCH KIT

INCLUDES:

- (1) BWP152 20V MAX* 1/2" Drive BL-Spec High-Torque Impact Wrench
- (2) DCB205G 20V MAX* Oil-Resistant 5.0Ah Battery
- (1) DCB115 12V-20V MAX* Battery Charger
- (1) MTB001 Small Tool Bag

BWP152GX1 20V MAX* 1/2" DRIVE BL-SPEC HIGH-TORQUE IMPACT WRENCH KIT

INCLUDES:

- (1) BWP152 20V MAX* 1/2" Drive BL-Spec High-Torque Impact Wrench
- (1) DCB609G 20V/60V MAX* FlexVolt® Oil Resistant 9.0Ah Battery
- (1) DCB118 20V MAX* Charger



BWP152GP2

PRODUCT #	STYLE	TYPE	BREAKAWAY TORQUE FT. LBS. / Nm	RPMS	BLOWS PER MINUTE	WEIGHT LBS.	WARRANTY
BWP152	Cordless	Impact Wrench	1,200 / 1,625	0-400/1,200/1,900	0-2,400	1	3 year
BWP152GP2	Cordless	Impact Wrench Kit	1,200 / 1,625	0-400/1,200/1,900	0-2,400	-	See Individual Components For Warranty Info
BWP152GX1							

MCF886 (BATTERY NOT INCLUDED) 20V MAX* 1/4" HEX DRIVE BL-SPEC BRUSHLESS IMPACT DRIVER

MCF886GP1D1 20V MAX* 1/4" HEX DRIVE BL-SPEC BRUSHLESS IMPACT DRIVER KIT

INCLUDES:

- (1) MCF886 - 20V MAX* 1/4" Hex Drive BL-Spec Brushless Impact Driver
- (1) DCB203G 20V MAX* Oil-Resistant 2.0Ah Battery
- (1) DCB205G 20V MAX* Oil-Resistant 5.0Ah Battery
- (1) DCB115 12V-20V MAX* Battery Charger
- (1) MTB001 - Small Tool Bag



MCF891 (BATTERY NOT INCLUDED) 20V MAX* 3/8" DRIVE BL-SPEC BRUSHLESS IMPACT WRENCH

MCF891GP1D1 20V MAX* 3/8" DRIVE BL-SPEC BRUSHLESS IMPACT KIT

INCLUDES:

- (1) MCF891 - 20V MAX* 3/8" Drive BL-Spec Brushless Impact Wrench
- (1) DCB203G 20V MAX* Oil-Resistant 2.0Ah Battery
- (1) DCB205G 20V MAX* Oil-Resistant 5.0Ah Battery
- (1) DCB115 12V-20V MAX* Battery Charger
- (1) MTB001 - Small Tool Bag



CORDLESS TOOLS

20V MAX* TOOLS

MCM848 (TOOL ONLY)
20V MAX* 5" VARIABLE-SPEED RANDOM ORBIT POLISHER

MCM848P2
20V MAX* 5" VARIABLE-SPEED RANDOM ORBIT POLISHER KIT

INCLUDES:

- (1) MCM848 - 20V MAX* Variable-Speed Random Orbit Polisher - 5"
- (2) MBR205 - 20V MAX* R-Spec Li-Ion Battery - 5.0Ah
- (1) MCB115 - 12V-20V MAX* Battery Charger
- (1) 5" Backing Plate
- (1) Side Handle
- (1) Torx® Key
- (1) Kit Bag

MCM848GX1
20V MAX* 5" VARIABLE SPEED RANDOM ORBIT POLISHER KIT

INCLUDES:

- (1) MCM848 - 20V MAX* Variable-Speed Random Orbit Polisher - 5"
- (1) DCB609G 20/60V MAX* FlexVolt® Oil Resistant 9.0Ah Battery
- (1) DCB118 20V MAX* Charger



MCM848P2



MCM849P2

MCM849 (TOOL ONLY)
20V MAX* 7" VARIABLE SPEED ROTARY POLISHER

MCM849P2
20V MAX* 7" VARIABLE SPEED ROTARY POLISHER KIT

INCLUDES:

- (1) MCM849 - 20V MAX* Variable-Speed Rotary Polisher - 7"
- (2) MBR205 - 20V MAX* R-Spec Li-Ion Battery - 5.0Ah
- (1) MCB115 - 12V-20V MAX* Battery Charger
- (1) 7" Backing Plate
- (1) Side Handle
- (1) Bail Handle
- (1) Kit Bag

MCM849GX1
20V MAX* 7" VARIABLE SPEED ROTARY POLISHER KIT

INCLUDES:

- (1) MCM849 20V MAX* Variable-Speed Rotary Polisher - 7"
- (1) DCB609G 20/60V MAX* FlexVolt® Oil Resistant 9.0Ah Battery
- (1) DCB118 20V MAX* Charger

PRODUCT #	STYLE	TYPE	CHUCK SIZE	RPMS	WEIGHT LBS.	WARRANTY
MCM848	Random Orbit	Polisher	-	2,000-5,500	1	3 year
MCM848P2	Random Orbit	Polisher	-	2,000-5,500	1	3 year
MCM848GX1						
MCM849	Rotary	Polisher	-	800-2,200	1	3 year
MCM849P2	Rotary	Polisher	-	800-2,200	1	See Individual Components For Warranty Info
MCM849GX1						

With respect to 12V/20V MAX. Maximum initial battery pack voltage (measured without a workload) is 12V/20V. Measured under a workload, nominal voltage is 10.8/18.

MCM401 (TOOL ONLY)
20V MAX* 2" SANDER/3" POLISHER

MCM401D1
20V MAX* 2" SANDER/3" POLISHER KIT

INCLUDES:

- (1) MCM401 - 20V MAX* 2" Sander/3" Polisher
- (1) MBR203 - 20V MAX* R-Spec™ Li-Ion Battery 2.0Ah
- (1) MCB115 - 12V-20V MAX* Battery Charger



PRODUCT #	STYLE	TYPE	RPMS	WEIGHT LBS.	WARRANTY
MCM401	Rotary	Polisher/Sander	0-3,000/0-5,000/0-9,000	1	3 year
MCM401D1	Rotary	Polisher/Sander		1	3 year

MCF894 (TOOL ONLY)
**20V MAX* 1/2" DRIVE
BRUSHLESS MID-TORQUE
IMPACT WRENCH**

- Impact features Impact Assist Technology
- Exceptional lightweight compact power
- Variable speed switch
- Glass-filled nylon housing
- LED work light
- Ergonomic handle
- Anti-marring bumpers



MCF894GP2
**20V BL-SPEC 1/2" DRIVE
MID-TORQUE IMPACT KIT**

INCLUDES:

- (1) MCF894 20V MAX* 1/2" Drive BL-SPEC™ Mid-Torque Impact Wrench
- (1) DCB205G 20V MAX* Oil-Resistant 5.0Ah Battery
- (1) DCB115 12V-20V MAX* Battery Charger



PRODUCT #	STYLE	TYPE	BREAKAWAY TORQUE FT. LBS. / Nm	WEIGHT LBS.	WARRANTY
MCF894	Cordless	Impact Wrench	600 / 813	1	1 year
MCF894GP2	Cordless	Impact Wrench Kit	600 / 813	-	1 year



20V MAX* LIGHTING

FIND MORE
20V MAX* LIGHTING
OPTIONS ON
PAGES 558
AND 563

MCL045 (BATTERY NOT INCLUDED) **20V MAX* UNDERHOOD LED LIGHT**

- 600 Lumens (low setting) and 1,350 Lumens (high setting)
- Up to 10-1/2 hours runtime (low setting), up to six hours runtime (high setting) using 20V MAX* 4.0AH battery pack
- Motion sensor turns light off when no movement is detected for three minutes to extend battery life
- 360° Rotating anti-marring padded hooks extend to fit most SUV/truck hoods
- Replaceable protective lens
- Detachable 80-lumen flashlight provides additional lighting source for areas deep in the engine bay
- Fully compatible with all Mac Tools® 20V MAX* batteries
- IP55 Rated

MCL045M1 **20V MAX* UNDERHOOD LED LIGHT KIT** **INCLUDES:**

- (1) **MCL045**
20V MAX* Underhood LED Light Kit
- (1) **MBR204**
20V MAX* R-Spec™ Battery 4.0Ah
- (1) **MCB115**
12V-20V MAX* Battery Charger

With respect to 12V/20V MAX. Maximum initial battery pack voltage (measured without a workload) is 12V/20V. Measured under a workload, nominal voltage is 10.8/18.

CORDLESS TOOLS

12V MAX* TOOLS

MCF601 (TOOL ONLY)
**12V MAX* 1/4" DRIVE
 BRUSHLESS SCREWDRIVER**

MCF601G2
**12V MAX* BRUSHLESS
 SCREWDRIVER KIT**

INCLUDES:

- (1) MCM601 - 12V MAX* 1/4" Drive Brushless Screwdriver
- (2) MBR124 - 12V MAX R-Spec™ 3-Ah Li-Ion Battery
- (1) MCB112 - 12V-20V MAX* Battery Charger



MCF801 (TOOL ONLY)
**12V MAX* 1/4" BRUSHLESS
 IMPACT DRIVER**

MCF801G2
**12V MAX* 1/4" BRUSHLESS
 IMPACT DRIVER KIT**

INCLUDES:

- (1) MCM801 - 12V MAX* 1/4" Drive Brushless Impact Driver
- (2) MBR124 - 12V MAX* R-Spec™ 3-Ah Li-Ion Battery
- (1) MCB112 - 12V-20V MAX* Battery Charger



PRODUCT #	STYLE	TYPE	CHUCK SIZE	RPMS	WEIGHT LBS.	WARRANTY
MCF601	Driver	Screw	1/4"	0-1400	1	1 year
MCF601G2	Driver	Screw	1/4"	0-1400	1	See Individual Components For Warranty Info
MCF801	Driver	Impact	-	0-950/0-1,950/0-2,850	1	1 year
MCF801G2	Driver	Impact	-	0-950/ 0-1,950/0-2,850	1	See Individual Components For Warranty Info
MCM401	Rotary	Polisher/Sander	-	0-3,000/0-5,000/0-9,000	1	3 year
MCM401D1	Rotary	Polisher/Sander	-		1	3 year



CORDLESS TOOLS

12V MAX* TOOLS AND DRIVE RATCHETS

MCK211G2

12V MAX* 1/4" BRUSHLESS IMPACT DRIVER AND 3/8" DRILL / DRIVER COMBO KIT

INCLUDES:

- (1) MCF801 12V MAX* BL-SPEC™ 1/4" Drive Impact Driver
- (1) MCD701 12V MAX* BL-SPEC™ 3/8" Drill
- (2) MBR124 12V MAX* R-SPEC™ 3Ah Li-Ion Battery
- (1) MCB112 12V-20V Charger



MCK1220GP1D1

12V/20V MAX* COMBINATION IMPACT WRENCH/RATCHET KIT

INCLUDES:

- (1) MCF891 20V MAX* BL-SPEC™ 3/8" Drive Impact Wrench
- (1) BRS038 12V MAX* 3/8" Drive Cordless Ratchet
- (1) DCB203G 20V MAX* Oil-Resistant 2.0Ah Battery
- (1) DCB205G 20V MAX* Oil-Resistant 5.0Ah Battery
- (1) DCB115 12V-20V MAX* Battery Charger
- (1) MTB001 - Small Tool Bag



PRODUCT #	STYLE	TYPE	CHUCK CAPACITY IN.	RPMS	WEIGHT LBS.	WARRANTY
MCK211G2	Combination	Cordless Tool Kit	1/4" Drop & Load Hex (Impact Driver); 3/8" Metal Ratcheting Chuck	0-950 / 0-1,950 / 0-2,850 (Impact Driver) 0-425 / 0-1,500 RPM (Drill/Driver)	1	See Individual Components For Warranty Info
MCK1220GP1D1	Combination	Cordless Tool Kit	-	-	7	See Individual Components For Warranty Info

FEATURES:

- Closed-head design for improved durability and reduced maintenance
- Die-cast aluminum for reduced weight and Maximum durability
- Trigger-activated LED light
- Automotive fluid-resistant glass-filled nylon body for improved durability
- Forward/reverse lever
- Anti-marring bumpers protect tool and work surface from damage
- Variable-speed switch with electronic brake provides Maximum control

BRS025

12V MAX* 1/4" DRIVE RATCHET

BRS025-D2

12V MAX* 1/4" DRIVE RATCHET KIT

INCLUDES:

- (1) BRS025 - 12V MAX* 1/4" Drive Ratchet
- (2) MBR127 - 12V MAX* R-Spec™ Battery 2.0Ah
- (1) MCB115 - 12V-20V MAX* Battery Charger
- (1) MTB001 - Small Tool Bag

BRS038

12V MAX* 3/8" DRIVE RATCHET

BRS038-D2

12V MAX* 3/8" DRIVE RATCHET KIT

INCLUDES:

- (1) BRS038 - 12V MAX* 3/8" Drive Ratchet
- (2) MBR127 - 12V MAX* R-Spec™ Battery 2.0Ah
- (1) MCB115 - 12V-20V MAX* Battery Charger
- (1) MTB001 - Small Tool Bag



PRODUCT #	BREAKAWAY TORQUE FT. LBS. / Nm	FREE SPEED RPMS.	ANVIL SIZE	WEIGHT LBS. / KG.	LENGTH IN. / MM	MAX* VOLTAGE
BRS025	35 / 47	0 - 200	1/4"	1 / 2.1	12-2 5/8" / 304.8	12V Max*
BRS038	40 / 54	0 - 200	3/8"	1 / 2.1	12-2 5/8" / 304.8	12V Max*

With respect to 12V/20V MAX. Maximum initial battery pack voltage (measured without a workload) is 12V/20V. Measured under a workload, nominal voltage is 10.8/18.



BATTERIES/CHARGERS

12V AND 20V MAX*



R-Spec™ batteries are designed to endure everyday abuse from automotive technicians.

Every R-Spec™ battery features glass filled nylon housing which makes the resistant to most shop fluids and automotive cleaners. Available in up to 5.0AH, these R-Spec™ batteries are Auto-Shop Tough.

* Battery not included with MCB115

MCB115 12 - 20V MAX* BATTERY CHARGER

- Charges both Mac Tools® and DeWALT® 12V MAX* and 20V MAX* batteries
- Indicator light lets you know the inserted battery's state of charge



MBR127
12V MAX* R-SPEC™
LI-ION 2.0AH BATTERY

MBR127-2
12V MAX* R-SPEC™
2.0AH BATTERY - 2-PK



DCB124G
12V MAX* LI-ION
3.0AH BATTERY

DCB126G
12V MAX* LI-ION
5.0AH BATTERY



DCB115
12V/20V MAX*
SINGLE-DOCK BATTERY CHARGER



MBR124
12V MAX* R-SPEC
3-AH LI-ION BATTERY



MBR203
20V MAX* R-SPEC™
LI-ION 2.0AH BATTERY

MBR203-2
20V MAX* R-SPEC™
2.0AH BATTERY - 2-PK



DCB203G
20V MAX*
OIL-RESISTANT
2.0AH BATTERY



DCB205G
20V MAX*
OIL-RESISTANT
5.0AH BATTERY

AIR TOOLS



SUB-CATEGORIES:

382

AIR IMPACT WRENCHES

404

AIR DIE GRINDERS AND SANDERS

396

AIR RATCHETS

412

AIR SAWS

398

AIR DRILLS

414

SPECIALTY AIR TOOLS

400

AIR HAMMERS

416

POWER TOOL ACCESSORIES

403

AIR CUT-OFF TOOLS

442

AIR HOSES AND COUPLERS



KING OF THE SHOP™



**MAL
TOOLS**

**MAL
TOOLS**

**MAL
TOOLS**



REVOLUTIONARY LIGHTING FEATURES:

- Industry-first lighting solution on a pneumatic tool
- Powerful removable dual LED ring illuminates work areas with minimal shadowing
- Easily charges via a supplied micro USB cable
- Glass filled nylon casing

AVAILABLE IN FOUR MODELS



MPF990501



MPF992501



MPF990501C



MPF990381

AIR IMPACT WRENCHES

HIGH PERFORMANCE AIR IMPACTS



TRIGGER ACTIVATED LED LIGHTING
Powerful removable dual LED ring illuminates work areas with minimal shadowing



COMPACT MAGNESIUM HOUSING
6.4"/162mm from anvil to rear in total length



HIGH PERFORMANCE BREAKAWAY TORQUE
1,400 ft. lbs. breakaway torque



FORWARD HANDLE DESIGN
Forward design with rubber over-mold delivers balance, control, and comfort



PROPRIETARY FORGED ANVIL
Improved anvil life through new manufacturing process and materials



INNOVATIVE VALVE DESIGN
Innovative valve-lever designed for easy speed adjustment. Back cap grease fitting for ease of maintenance.

PRODUCT #	BREAKAWAY TORQUE FT. LBS. / Nm	AIR CONSUMPTION CFM	IMPACTS PER MINUTE FWD / REV	FREE SPEED RPMs REV / FRW 3 / FRW 2 / FRW 1	DESIRED AIR PRESSURE PSI	SOUND LEVEL DB(A)	VIBRATION LEVEL M/S ²	WEIGHT LBS. / KG.	LENGTH IN. / MM.
MPF990381	700 / 950	6.1	1,300 / 1,400	10,000 / 9,000 / 8,000 / 3,000	90	95	5.5	3 / 1.4	5.6 / 143
MPF990501	1,400 / 1,898	5.9	1,100 / 1,200	6,500 / 5,500 / 4,500 / 2,200	90	94	6.4	4.8 / 2.2	6.4 / 162
MPF990501C	700 / 950	6.1	1,300 / 1,400	10,000 / 9,000 / 8,000 / 3,000	90	95	5.5	3 / 1.4	5.7 / 144
MPF992501	1,400 / 1,898	5.9	1,100 / 1,200	6,500 / 5,500 / 4,500 / 2,200	90	93	7.1	5 / 2.3	8.3 / 212

384



WARNING: Cancer and Reproductive Harm - p65warnings.ca.gov
For more info click-on MACTOOLS.COM/PROP65



MPF990501
HIGH PERFORMANCE 1/2"
DRIVE AIR IMPACT WRENCH



MPF992501
HIGH PERFORMANCE 1/2"
DRIVE 2" EXTENDED ANVIL
AIR IMPACT WRENCH



MPF990501C
HIGH PERFORMANCE
COMPACT 1/2" DRIVE
AIR IMPACT WRENCH



MPF990381
HIGH PERFORMANCE 3/8"
DRIVE AIR IMPACT WRENCH



AIR IMPACT WRENCHES

AIR IMPACT WRENCHES



MPF980501
1/2" DRIVE AIR
IMPACT WRENCH

- Proprietary anvil forging process for long anvil life
- Variable-speed trigger for speed control
- Compact magnesium housing provides lightweight durability
- Innovative valve-lever design for easy speed adjustment
- Forward handle design for comfort and balance
- Muffler pad designed to provide noise reduction



MPF980381
3/8" DRIVE AIR
IMPACT WRENCH

AWA050B
1/2" DRIVE 90° IMPACT WRENCH

AWA038B (NOT SHOWN)
3/8" DRIVE 90° IMPACT WRENCH

- No reactionary torque saves knuckles
- Low-profile right angle head for close quarter access (similar to a ratchet)
- Twin-hammer mechanism for power
- Integrated protective head cover and anti-mar bumpers
- Power regulator/reverse ring for low or high-torque/easy reversing
- Ergo-soft grip for low vibration



PRODUCT #	BREAKAWAY TORQUE FT. LBS. / Nm	AIR CONSUMPTION CFM	IMPACTS PER MINUTE FWD / REV	FREE SPEED RPMs REV / FRW 3 / FRW 2 / FRW 1	DESIRED AIR PRESSURE PSI	SOUND LEVEL DB(A)	VIBRATION LEVEL M/S ²	WEIGHT LBS. / KG.	LENGTH IN. / MM.
MPF980381	575 / 780	6.1	1,300 / 1,400	12,000 / 10,000 / 9,000 / 4,000	90	95	5.5	2.8 / 1.3	5.6 / 143
MPF980501	1,180 / 1,600	6.1	1,200 / 1,300	7,000 / 6,000 / 5,000 / 2,600	90	93	6.2	4.4 / 2	6.4 / 162
AWA050B	200	5	1,600 / 1,700	7,200	90	98	5.5	1.8 / 4.0	13.9 / 353
AWA038B	170	5	1,600 / 1,700	7,200	90	98	5.5	1.8 / 4.0	13.9 / 353

TIRE BURNIN' NITRO POWERED SPEED



DOUG KALITTA

DRIVER OF THE MAC TOOLS NHRA TOP FUEL DRAGSTER

Illustrious racing career including 43 career wins, which ranks among the top five in NHRA Top Fuel history. Kalitta is one of ten drivers with over 600 career round wins, and clinched his 20th straight top ten points finish in 2017.

f /TeamKalitta

t @TeamKalitta & @Air_Doug

i @TeamKalitta

**MAC
TOOLS**

GREAT TO WORK WITH™

MACTOOLS.COM



**GET INTO THOSE
TOUGH-TO-REACH
PLACES
WITH THE
MIGHTY
MINI**

635 FT-LBS.
BREAKAWAY TORQUE
AWP050M



Size compared
to competitor's
impact wrench



445 FT-LBS.
BREAKAWAY TORQUE
AWP038M



MINI IMPACT WRENCHES

SUB-COMPACT SIZE, BIG POWER!

- Variable-speed trigger for Maximum operator control
- One-hand power adjustment with three settings
- One-hand forward/reverse system
- Rubber grip that is resistant to automotive fluids
- Anti-marring rubber bumpers for protection
- Short 4.4" body to get in the tightest spots
- 635 ft-lbs. (AWP050M) of breakaway torque for most demanding applications.



AWP050M
1/2" DRIVE
MINI IMPACT



AWP038M
3/8" DRIVE
MINI IMPACT

PRODUCT #	DRIVE SIZE	BREAKAWAY TORQUE	AIR CONSUMPTION CFM	AIR INLET NPT	IMPACTS PER MINUTE	DESIRED AIR PRESSURE PSI	FREE SPEED RPMS	MINIMUM HOSE SIZE ID	SOUND LEVEL DB(A)	VIBRATION LEVEL M/S ²	WEIGHT KG. / LBS.	LENGTH IN. / MM
AWP050M	1/2"	635 ft-lbs.	4.5	1/4"	1,650	90	10,000	3/8"	108.1	9.57	1.3 / 2.8	4.4" / 112
AWP038M	3/8"	445 ft-lbs.	3	1/4"	1,260	90	6,000	3/8"	104.2	7.78	1.3 / 2.8	4.4" / 112



800.MACTOOLS

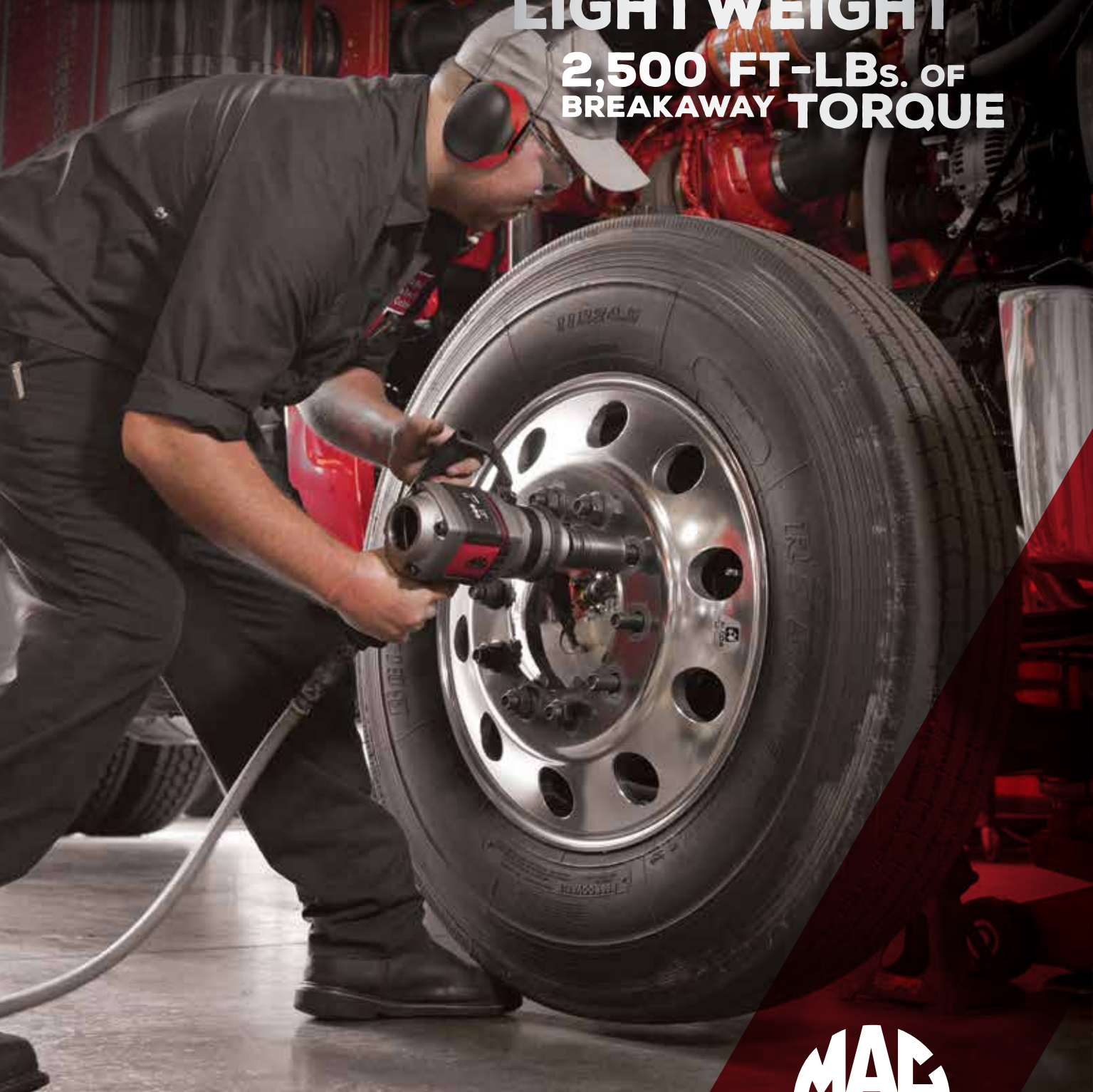


WARNING: Cancer and Reproductive Harm - p65warnings.ca.gov
For more info click on MACTOOLS.COM/PROP65

BIG POWER

LIGHTWEIGHT

2,500 FT-LBs. OF
BREAKAWAY TORQUE



390

MAC
TOOLS

1" DRIVE AIR IMPACT FEATURES:

- Excellent power-to-weight ratio
- 2,500 ft-lbs. of Breakaway torque
- Easy access forward/reverse and regulator control
- Oversized D-handle allows use with gloves
- 2-Stage trigger for more control
- Comfort grip for low vibration

1" DRIVE AIR IMPACT WRENCHES

SIX MODELS AVAILABLE IN
1" SQUARE AND #5 SPLINE DRIVE



AWD099



AWP099



AWD099-6



AWP099-6



800.MACTOOLS



WARNING: Cancer and Reproductive Harm - p65warnings.ca.gov
For more info click-on MACTOOLS.COM/PROP65

391

AIR IMPACT WRENCHES

IN-LINE D-HANDLE 1" DRIVE AIR IMPACT WRENCHES



AWD099
1" DRIVE D-HANDLE
IMPACT WRENCH



Optional thumb trigger
included on D-handle units



AWD099-6
1" DRIVE D-HANDLE
IMPACT WRENCH
6" EXTENDED ANVIL



**2,500 FT.-LBS.
OF BREAKAWAY
TORQUE**

For the most
demanding applications



COMFORT GRIP

For low vibration



LIGHTWEIGHT

Composite body for
low weight resulting
in less fatigue



RUBBER BUMPER

For durability



2-STAGE TRIGGER

For more control

PRODUCT #	DRIVE SIZE	BREAKAWAY TORQUE FT. LBS.	AIR CONSUMPTION CFM	AIR INLET NPT	IMPACTS PER MINUTE	DESIRED AIR PRESSURE PSI	FREE SPEED RPM/S	MINIMUM HOSE SIZE ID	SOUND LEVEL DB(A)	VIBRATION LEVEL M/S ²	WEIGHT LBS. / KG.	LENGTH IN. / MM
AWD099	1"	2,500	12	1/2"	1,000	90	5,000	3/4"	104.4	14.75	7.6 / 16.8	13.6 / 345.4
AWD099-6	1"	2,500	12	1/2"	1,000	90	5,000	3/4"	105	15.6	17.9 / 8.1	19.4 / 492.8
AWP099	1"	2,500	12	1/2"	900	90	5,000	3/4"	100.9	6.87	16 / 7.3	9.6 / 243.8
AWP099-6	1"	2,500	12	1/2"	900	90	5,000	3/4"	100.1	8.32	17.1 / 7.8	15.4 / 391.2



1" DRIVE AIR IMPACT WRENCHES



AWP099
1" DRIVE
IMPACT WRENCH



AWP099-6
1" DRIVE
IMPACT WRENCH
6" EXTENDED ANVIL

3/4" DRIVE AIR IMPACT WRENCHES



AWP075
3/4" DRIVE TITANIUM
AIR IMPACT WRENCH

- Robust and durable twin-hammer mechanism for the toughest applications
- Lightweight yet durable titanium housing
- Ergonomic handle is insulated and double-injected composite with chemical, and acid resistant rubber grip
- Hog-Ring anvil makes for quick and easy changing of sockets
- Featherable variable speed trigger for optimal speed control



AWP575B
3/4" DRIVE COMPOSITE
IMPACT WRENCH

- Twin-hammer mechanism
- Variable-speed throttle
- Power-forward/reverse control
- Textured grip

PRODUCT #	DRIVE SIZE	BREAKAWAY TORQUE	AIR CONSUMPTION CFM	AIR INLET NPT	IMPACTS PER MINUTE	DESIRED AIR PRESSURE PSI	FREE SPEED RPMs	MINIMUM HOSE SIZE ID	SOUND LEVEL DB(A)	VIBRATION LEVEL M/S ²	WEIGHT LBS. / KG.
AWP075	3/4"	1,560 ft.-lbs.	7.2	3/8"	950	90	5,500	1/2"	97.8	10.7	8.4 / 3.8
AWP575B	3/4"	1,250 ft.-lbs.	7.2	3/8"	850	90	5,500	1/2"	99.1	10.7	8.6 / 3.9



RELIABLE AFFORDABLE POWER

MAC
TOOLS

1,100 FT-LBS.
BREAKAWAY TORQUE

MPF972501
MPF970501

MPF972501

**1/2" DRIVE ALUMINUM IMPACT
WRENCH WITH 2" EXTENDED ANVIL**

MPF970501

**1/2" DRIVE ALUMINUM
IMPACT WRENCH**

- Heavy-duty power: 1,100 ft-lbs (1490 Nm) reverse breakaway torque
- Twin-hammer mechanism for power and longevity
- Variable-speed trigger for speed control
- Reverse-bias motor provides more reverse torque to remove stubborn bolts
- Variable-valve design for dialed in speed control
- Textured anti-slip comfort grip



394

GREAT TO WORK WITH™

CLASSIC ALUMINUM



AWD599A-6
1" DRIVE STRAIGHT ALUMINUM IMPACT WRENCH WITH 6" EXTENDED ANVIL

- Twin-hammer mechanism
- Aluminum housing
- D-handle design for improved ergonomics
- Three-position power regulator



AWP599A
1" DRIVE ALUMINUM IMPACT WRENCH

- Twin-hammer mechanism
- Aluminum two-piece construction
- Multi-position power regulator
- Variable-speed throttle



AWP575A
3/4" DRIVE HEAVY-DUTY IMPACT WRENCH

- Twin-hammer mechanism
- Aluminum two-piece construction
- Six-position power regulator
- Variable-speed throttle



AWP525A
1/4" DRIVE MINI ALUMINUM IMPACT WRENCH

- Twin-hammer mechanism
- Aluminum housing
- One-hand forward/reverse control
- Pressure adjustment control knob

PRODUCT #	DRIVE SIZE	BREAKAWAY TORQUE FT-LBS.	AIR CONSUMPTION CFM	AIR INLET NPT	IMPACTS PER MINUTE	FREE SPEED RPMS	MINIMUM HOSE SIZE ID	SOUND LEVEL DB(A)	VIBRATION LEVEL M/S ²	WEIGHT LBS. / KG.
MPF970501	1/2"	1,100	5.2	3/8"	1,030 / 1,120	6,260	3/8"	90	5.2	5.2 / 2.8
MPF972501	1/2"	1,100	5.2	3/8"	1,030 / 1,120	6,260	3/8"	90	5.2	5.2 / 2.8
AWD599A-6	1"	3,000	8.6	1/2"	720	5,700	3/4"	102	15.2	24.2 / 11.0
AWP599A	1"	3,000	8.6	1/2"	720	4,400	3/4"	103.4	16.7	22.7 / 10.3
AWP575A	3/4"	1,770	6.8	3/8"	790	5,500	1/2"	98.4	9.1	13.4 / 6.1
AWP525A	1/4"	40	5	1/4"	500	9,000	3/8"	91	6.6	2.2 / 1



AIR RATCHETS

IMPACT RATCHETS



AR14RP
1/4" DRIVE MINI
IMPACT RATCHET

AR38RP (NOT SHOWN)
3/8" DRIVE MINI
IMPACT RATCHET

- Built-in impact mechanism delivers the power for tough jobs

PRODUCT #	DRIVE SIZE	AIR CONSUMPTION CFM	AIR INLET NPT	FREE SPEED RPMs	MAXIMUM TORQUE FT.-LBS.	MINIMUM HOSE SIZE ID	SOUND LEVEL DB(A)	VIBRATION LEVEL M/S ²	WEIGHT LBS. / KG.	LENGTH IN. / MM
AR14RP	1/4"	2	1/4"	500	50	3/8"	90	4.5	1.3 / 0.6	6-1/4" / 160
AR38RP	3/8"	2	1/4"	500	55	3/8"	91	4.5	1.3 / 0.6	6-1/4" / 160
AR038B	3/8"	3.7	1/4"	350	65	3/8"	89.3	5.57	2.9 / 1.3	12-2/5" / 314
AR1776	3/8"	3.3	1/4"	200	80	3/8"	85	3.55	3.25 / 1.5	12" / 304.8
AR778RH	3/8"	3.3	1/4"	200	68	3/8"	80.2	2.8	3.5 / 1.6	9-3/4" / 248.9
AR249RH	1/4"	2.8	1/4"	250	25	3/8"	86.7	2.8	1.5 / 0.7	7-7/8" / 248.9
AR778A	3/8"	3.3	1/4"	200	80	3/8"	80.2	2.8	3.5 / 1.6	9-3/4" / 248.9
AR251	1/4"	2.8	1/4"	250	20	3/8"	86.7	2.8	1.5 / 0.7	7-7/8" / 248.9
AR249	1/4"	2.8	1/4"	250	25	3/8"	86.7	2.8	1.5 / 0.7	7-7/8" / 248.9

CLASSIC ALUMINUM



AR154 3/8" DRIVE AIR RATCHET

- Ideal for hard-to-reach areas
- Lever-type throttle control
- Triple-planetary gear design
- Lightweight and compact

FOOSE
FAVORITE

Socket not included.

GREAT TO
WORK WITH



PRODUCT #	DRIVE SIZE	AIR CONSUMPTION CFM	AIR INLET NPT	FREE SPEED RPM/S	MAXIMUM TORQUE FT-LBS.	MINIMUM HOSE SIZE ID	SOUND LEVEL DB(A)	VIBRATION LEVEL M/S ²	WEIGHT LBS. / KG.	LENGTH IN. / MM
AR154	3/8"	4	1/4"	150	50	3/8"	91	3.5	2.5 / 1.1	10' / 254

AIR DRILLS

COMPOSITE AIR DRILLS



ADC1400
**1/4" REVERSIBLE
 COMPOSITE
 AIR DRILL**

- Small size makes this drill perfect for dash interior and aircraft work
- Composite body
- One-hand forward/reverse



ADQP381
**3/8" REVERSIBLE
 AIR DRILL -
 KEYLESS CHUCK**

- Lightweight composite body
- Dual one-hand forward/reverse switch
- Variable-speed trigger
- Rear exhaust



ADQP380
**3/8" REVERSIBLE
 AIR DRILL -
 KEYED CHUCK**

- Lightweight composite body
- Dual one-hand forward/reverse switch
- Variable-speed trigger
- Rear exhaust

ALUMINUM AIR DRILLS



AD3800AH
3/8" ANGLE HEAD DRILL

- 90° Angle head fits in tight spaces
- Reversible and lightweight
- 3/8" Jacobs™ multi-craft key chuck



AD3800K
**3/8" KEYLESS CHUCK
 REVERSIBLE DRILL**

- Lightweight, balanced 3/8" drill is great for most applications
- Variable-speed trigger control
- 3/8" Jacobs™ keyless chuck
- Easy access forward/reverse lever
- Textured grip



AD1200K
**1/2" KEYLESS CHUCK
 REVERSIBLE DRILL**

- Well-balanced to reduce fatigue
- Variable-speed trigger control
- 1/2" Jacobs™ keyless chuck
- Easy access forward/reverse lever
- Textured grip
- Includes guide handle

PRODUCT #	CHUCK CAPACITY	AIR CONSUMPTION CFM	AIR INLET NPT	FREE SPEED RPM/S	SPINDLE SIZE IN. - THREAD	MINIMUM HOSE SIZE ID	SOUND LEVEL DB(A)	VIBRATION LEVEL M/S ²	WEIGHT LBS. / KG.	LENGTH IN. / MM
COMPOSITE										
ADC1400	1/4"	4	1/4"	2600	3/8" - 24	3/8"	88	2.5	1.5 / 0.7	5-1/2" / 139.7
ADQP381	3/8"	4	1/4"	1800	3/8" - 24	3/8"	83	2.5	2.4 / 1.1	7-1/4" / 184.2
ADQP380	3/8"	4	1/4"	1800	3/8" - 24	3/8"	83	2.5	2.4 / 1.1	7-1/4" / 184.2
ALUMINUM										
AD3800AH	3/8"	4	1/4"	1200	3/8" - 24	3/8"	82	2.5	1.5 / 0.7	8" / 203.2
AD3800K	3/8"	4	1/4"	1800	3/8" - 24	3/8"	87	2.5	3 / 1.4	7" / 177.8
AD1200K	1/2"	4	1/2"	400	3/8" - 24	3/8"	87	2.5	4 / 1.8	7" / 177.8
AD590	1/2"	4	1/4"	800	3/8" - 24	3/8"	90	2.5	4 / 1.8	7-1/2" / 190.5
AD540		4	1/4"	1800	3/8" - 24	3/8"	90	2.5	2.9 / 1.3	7" / 177.8



AD590
1/2" REVERSIBLE
AIR DRILL

- Variable-speed trigger control
- One-hand operation forward/reverse
- Includes guide handle



AD540
3/8" REVERSIBLE
AIR DRILL

- Variable-speed trigger
- One-hand reverse operation
- Bottom handle exhaust



VA502T
3-PC. TITANIUM
STEP DRILL SET

*Sold separately
see page 376*



Adam Morgan in his Mac Tools UK
Ciceley Motorsport Mercedes Benz® A-Class #33

ENOUGH HAMMER STRENGTH TO MAKE THOR JEALOUS





3,100
IMPACTS PER MINUTE
MPH1931
SHORT BARREL

2,400
IMPACTS PER MINUTE
MPH1911
LONG BARREL



MPH1931K
SHORT BARREL AIR
HAMMER AND CHISEL KIT

MPH1911K
LONG BARREL AIR
HAMMER AND CHISEL KIT

COMPOSITE AIR HAMMER FEATURES:

- Quick-change retainer included for easy bit changes
- Variable-speed trigger for easy speed control
- Anti-vibration technology reduces shock and increases comfort during use
- Comfortable rubber grip absorbs vibration for increased comfort during use, and provides Maximum grip
- Forward handle design improves balance and ergonomics

INCLUDES:

- (1) AH902P - .401 Shank Tail Pipe Cutter Air Hammer Bit 7"
- (1) AH909P - .401 Shank Panel Cutter Air Hammer Bit 7"
- (1) AH910P - .401 Shank Flat Chisel Standard Air Hammer Bit 7"
- (1) AH911P - .401 Shank Tapered Punch Air Hammer Bit 7"
- (1) AH945P - .401 Shank Hammer Air Hammer Bit 4"

PRODUCT #	AIR CONSUMPTION CFM	AIR INLET NPT	IMPACTS PER MINUTE	BORE DIAMETER IN. / MM	CHISEL SHANK OPENING	STROKE LENGTH IN. / MM	MINIMUM HOSE SIZE ID	VIBRATION LEVEL M/S ²	WEIGHT LBS. / KG.	LENGTH IN. / MM
MPH1911	2.6	1/4	2,400	.83 / 21	.401	3-3/4" / 95.25	3/8	10.4 in	5.4 / 2.45	9-1/2" / 241.3
MPH1931	3.2	1/4	3,100	.83 / 21	.401	2-1/3" / 50.8	3/8	7.4 in	4.6 / 2.09	7-5/16" / 177.8



800.MACTOOLS



WARNING: Cancer and Reproductive Harm - p65warnings.ca.gov
For more info click-on MACTOOLS.COM/PROP65

401

AIR TOOLS

ALUMINUM AIR HAMMER



AH520 MEDIUM BARREL AIR HAMMER

- Medium, nylon thread-locked barrel
- Variable-speed control
- Ergonomic design handle for greater control and balance
- Precision honed barrel for tighter tolerance, improved power, and performance



AH2605 .401-SHANK QUICK-RELEASE AIR HAMMER BIT RETAINER

- Precision ground hardened steel components
- Can be used with .401 shank tools and standard air hammer bits

PRODUCT #	AIR CONSUMPTION CFM	AIR INLET NPT	IMPACTS PER MINUTE	BORE DIAMETER IN. / MM	CHISEL SHANK OPENING	STROKE LENGTH IN. / MM	MINIMUM HOSE SIZE ID	SOUND LEVEL DB(A)	VIBRATION LEVEL M/S ²	WEIGHT LBS. / KG.	LENGTH IN. / MM
AH520	3	1/4"	3000	3/4" / 19.1	.401	2-5/16" / 58	3/8"	99.2	7.4	4 / 1.8	6 3/4" / 175.5

PREMIUM CUT-OFF TOOLS



AT35A 3" FLEX HEAD CUT-OFF TOOL

- 3-position, flexible head for greater access into tight work places
- Head adjusts 22-1/2° off center in either direction and locks into place for added versatility
- Ergonomic design cushion-grip handle
- Rear exhaust
- Safety throttle lever
- Built-in power regulator



ATR35 3" REVERSIBLE CUT-OFF TOOL

- Reverses to direct sparks and debris away from the operator or plastic, glass, or painted surfaces
- Ergonomic design cushion-grip handle
- Front metal guard and rear exhaust
- Safety throttle lever with graduated throttle control
- Built-in power regulator



AT28 3" CUT-OFF TOOL

- Cuts muffler clamps and hangers, sheet metal, radiator hose clamps, bumper bolts, and even steel rods up to 3/4"
- Ergonomic design cushion-grip handle
- Front metal guard and rear exhaust
- Safety throttle lever with graduated throttle control
- Built-in power regulator
- Direct drive motor

PRODUCT #	AIR CONSUMPTION CFM	AIR INLET NPT	DISC SIZE	FREE SPEED RPMS	MINIMUM HOSE SIZE ID	SOUND LEVEL DB(A)	VIBRATION LEVEL M/S ²	WEIGHT LBS. / KG.	LENGTH IN. / MM
AT35A	4	1/4"	3"	18,000	3/8"	90	0.63	2.25 / 1.02	7-7/8" / 200
ATR35	4	1/4"	3"	13,000	3/8"	92	1.8	1.5 / .68	7-3/8" / 187
AT28	4	1/4"	3"	20,000	3/8"	90	1.9	1.5 / .68	6-3/4" / 171.5



AIR CUT-OFF TOOLS

LOW NOISE CUT-OFF TOOLS



AT200 2" ANGLE AIR CUT-OFF TOOL

- Miniature size for tight spaces
- Features low-noise technology
- Cushion-grip to reduce vibration
- Safety lock for swivel guard
- Rotating air inlet, side exhaust
- Safety throttle lever



ATQP30 3" AIR CUT-OFF TOOL

- Features low noise technology
- Cushion-grip to reduce vibration
- Safety lock for swivel guard
- Rotating air inlet and rear air regulator
- Safety throttle lever



ATQP30S 3" AIR CUT-OFF TOOL

- Features low noise technology
- 8-Position guard adjustment (126° radius)
- Cushion-grip to reduce vibration
- Safety lock for swivel guard
- Rear exhaust
- Rotating air inlet: 0.7 HP
- Safety throttle lever



ATQP40EA 4" EXTENDED AIR CUT-OFF TOOL

- Features low noise technology
- 8-Position guard adjustment (126° radius)
- Cushion-grip to reduce vibration
- Safety lock for swivel guard
- Rear exhaust
- Rotating air inlet: 0.7 HP
- Safety throttle lever

PRODUCT #	AIR CONSUMPTION CFM	AIR INLET NPT	DISC SIZE	FREE SPEED RPMS	MINIMUM HOSE SIZE ID	SOUND LEVEL DB(A)	VIBRATION LEVEL M/S ²	WEIGHT LBS. / KG.	LENGTH IN. / MM
AT200	4	1/4"	2"	20,000	3/8"	81	2.5	1.1 / 0.5	5" / 127
ATQP30	4	1/4"	3"	20,000	3/8"	81	2.5	1.8 / 0.8	8" / 203
ATQP30S	4	1/4"	3"	16,000	3/8"	84	2.5	2.8 / 1.27	10-1/2" / 266.7
ATQP40EA	4	1/4"	4"	16,000	3/8"	84	2.5	4 / 1.81	15-3/4" / 400



AIR DIE GRINDERS

PREMIUM DIE GRINDERS

- Tool-free power adjustment
- Throttle with lockout allows for precise control
- 360° rotating exhaust - allows user to direct exhaust away from body
- Comfortable rubber grip - keeps users hand isolated as unit gets cold from use



AG325AH90
1/4" COLLET 0.3HP MOTOR
90° DIE GRINDER



AG325AH120
1/4" COLLET 0.3HP MOTOR
120° DIE GRINDER



AG325S
1/4" COLLET 0.3HP MOTOR
STRAIGHT DIE GRINDER



AG325SE
1/4" COLLET 0.3HP MOTOR
EXTENDED DIE GRINDER

- 4" Extended straight head for tough to reach applications



AG525AH90
1/4" COLLET 0.5HP MOTOR
90° DIE GRINDER



AG525S
1/4" COLLET 0.5HP MOTOR
STRAIGHT DIE GRINDER

PRODUCT #	HORSE POWER MOTOR HP	COLLET	AIR CONSUMPTION CFM	AIR INLET NPT	FREE SPEED RPMs	MINIMUM HOSE SIZE ID	SOUND LEVEL DB(A)	VIBRATION LEVEL M/S ²	WEIGHT LBS. / KG.	LENGTH IN. / MM
AG325AH90	0.3	1/4"	2.7	1/4"	23,000	3/8"	85.9	4.54	1.2 / 0.54	6.5" / 165.1
AG325AH120	0.3	1/4"	2.7	1/4"	24,000	3/8"	84.8	5.22	1.2 / 0.54	7.5" / 190.5
AG325S	0.3	1/4"	2.7	1/4"	30,000	3/8"	84.8	2.42	1 / .045	6.3" / 160
AG325SE	0.3	1/4"	2.7	1/4"	28,000	3/8"	83.3	2.86	1.5 / 0.68	10.3" / 261.6
AG525AH90	0.5	1/4"	4	1/4"	18,500	3/8"	84.8	5.19	1.7 / 0.77	6.9" / 175.3
AG525S	0.5	1/4"	4	1/4"	25,000	3/8"	85.4	1.86	1.5 / 0.68	7" / 177.8



ANGLE GRINDERS



AG200 2" ANGLE GRINDER

- Comfortable rubber over-mold grip
- Lockout lever and side exhaust

INCLUDES:

#60, #80, and #120 Grit Wheels



AG4500B 4-1/2" ANGLE GRINDER

- Two-position side handle

PRODUCT #	DISC CAPACITY IN. / MM	AIR CONSUMPTION CFM	AIR INLET NPT	FREE SPEED RPMs	MINIMUM HOSE SIZE ID	SOUND LEVEL DB(A)	VIBRATION LEVEL M/S ²	WEIGHT LBS. / KG.	LENGTH IN. / MM
AG4500B	4.5" / 114.3	3	1/4"	10,000	3/8"	99	1.2	4.25 / 1.93	228.6 / 9"
AG200	2" / 50.8	4	1/4"	20,000	3/8"	81	2.5	1.1 / 0.5	5" / 127

ALUMINUM DIE GRINDERS



AG14AH 1/4" COLLET ALUMINUM 0.3HP MOTOR ANGLE HEAD DIE GRINDER

- Ball-bearing construction
- Precision machined gears
- Front exhaust
- Regulator button



AG14 1/4" COLLET ALUMINUM 0.3HP MOTOR DIE GRINDER

- Front exhaust
- Regulator button



AG25 1/4" COLLET ALUMINUM DIE GRINDER

- Ball-bearing construction
- Lockout throttle lever
- Rear exhaust



AG25D 1/4" COLLET ALUMINUM DIE GRINDER WITH 3/8" DRILL CHUCK

- Ball-bearing construction
- Lockout throttle lever
- Rear exhaust

PRODUCT #	HORSE POWER MOTOR HP	COLLET	AIR CONSUMPTION CFM	AIR INLET NPT	FREE SPEED RPMs	MINIMUM HOSE SIZE ID	SOUND LEVEL DB(A)	VIBRATION LEVEL M/S ²	WEIGHT LBS. / KG.	LENGTH IN. / MM
AG14AH	0.3	1/4"	4	1/4"	18,000	3/8"	100.8	2.5	1 / .045	4-7/8" / 123.83
AG14	0.3	1/4"	3	1/4"	25,000	3/8"	100.8	2.5	1.5 / 0.68	4-3/4" / 120.65
AG25	0.5	1/4"	4	1/4"	20,000	3/8"	103.7	2.5	1.3 / 0.6	6-7/8" / 174.63
AG25D	0.5	1/4"	4	1/4"	20,000	3/8"	103.7	2.5	1.5 / 0.68	9" / 228.6
AG200	0.25	3/8"	4	1/4"	20,000	3/8"	81	2.5	1.1 / 0.5	5" / 127



AIR SANDERS

ORBITAL SANDERS



AS6FMS-PSA
6" 3/32 ORBIT SMOOTH-OPERATION PREMIUM DUAL-ACTION SANDER

- The 3/32" sanding action is less aggressive which allows for better control of material removal

SEE PAGE 430 FOR ORBITAL SANDER ACCESSORIES



AS6MS-PSA
6" SMOOTH-OPERATION DUAL-ACTION SANDER

- The 3/16" sanding action is less aggressive which allows for better control of material removal



AS3MS-PSA
3" COMPOSITE RANDOM ORBITAL SANDER



AS5MS-PSA
5" SMOOTH-OPERATION DUAL-ACTION SANDER

ORBITAL SANDERS

- The 3/32 sanding action is less aggressive which allows for better control of material removal
- The lightweight and low-profile ergonomic design of this sander provides ease of handling and control
- One-hand speed regulator
- One-piece hardened shaft-balancer
- Floating rotor for maximum power efficiency

PRODUCT #	PAD SIZE IN. / MM	AIR CONSUMPTION CFM	AIR INLET NPT	FREE SPEED RPMs	MINIMUM HOSE SIZE ID	SOUND LEVEL DB(A)	VIBRATION LEVEL M/S ²	WEIGHT LBS. / KG.
AS34MS-PSA	75x100 / 3"x4"	3.3	1/4"	12,000	3/8"	80	3.2	1.65 / 41.9
AS3237MS-PSA	75x175 / 3-2/3" x 7"	3.3	1/4"	12,000	3/8"	79	3.3	1.74 / 44.2
AS3237MS-JH	75x175 / 3-2/3" x 7"	3.3	1/4"	12,000	3/8"	79	3.3	1.74 / 44.2
AS406	6" / 152.4	4	1/4"	10,000	3/8"	96.4	5	4.5 / 114.3
AS408	8" / 203.2	4	1/4"	900	3/8"	98	3.7	4.8 / 121.9
AS3MS-PSA	3" / 76.2	3.3	1/4"	12,000	3/8"	74	2.7	1.74 / 44.2
AS5MS-PSA	5" / 127	3.3	1/4"	12,000	3/8"	80	3.2	1.65 / 41.9
AS6MS-PSA	6" / 152.4	3.3	1/4"	12,000	3/8"	79	3.3	1.74 / 44.2
AS6FMS-PSA	6" / 152.4	3.3	1/4"	12,000	3/8"	83	3.3	1.68 / 42.7





AS406
6" DUAL-ACTION SANDER

- Swirl-free finishes from its dual action pad motion
- Vibration-free by the balanced ball bearing construction
- Built-in regulator for positive speed control
- Built in silencer muffles sound
- Safety lever to prevent accidental start ups



AS408
8" GEARED ORBITAL SANDER

- Built to reduce load-up and heat generation
- Balanced double-row ball bearing construction eliminates most vibration
- Variable-speed controls



AS34MS-PSA
ORBITAL SANDER

- Variable speed control with palm style on/off lever
- Ergonomic cushion-grip for comfort and stability
- Low profile for control and comfort
- Rear exhaust directs air away
- Suggested applications: sanding and finishing a variety of materials including wood, metal, plastic, fiberglass composites, solid surfaces and other sandable surfaces



AS3237MS-PSA
ORBITAL SANDER WITH PSA PAD

AS3237MS-JH
ORBITAL SANDER WITH HOOK PAD

- Variable speed control with palm style on/off lever
- Ergonomic cushion-grip for comfort and stability
- Low profile for control and comfort
- Rear exhaust directs air away
- Suggested applications: sanding and finishing a variety of materials including wood, metal, plastic, fiberglass composites, solid surfaces and other sandable surfaces



AIR SANDERS

SANDERS AND POLISHERS

AS517 3" DUAL-ACTION PISTOL SANDER

- Easy-access air regulator
- Variable-speed throttle
- Hook and loop backing pads




AS15 5" HIGH-SPEED ROTARY PISTOL SANDER

- Ergonomic design cushion-grip handle
- Variable-speed throttle
- Direct-drive motor
- Handle exhaust
- 2-7/8" and 4-1/2" Phenolic backing pad



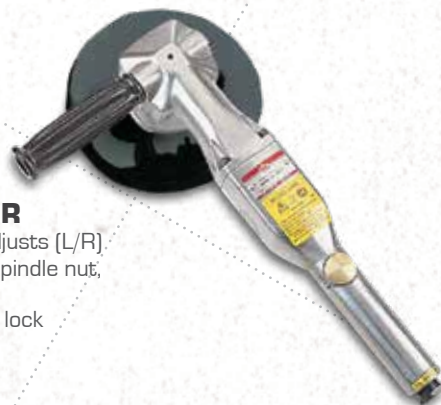
AS717 7" AIR SANDER

- Lever throttle
- Wheel lock
- Ball-bearing construction
- Rear exhaust
- Safety disc cover
- Side handle adjusts (L/R)



AP720 8" POLISHER

- Side handle adjusts (L/R)
- Backing pad, spindle nut, and wrench
- Built-in spindle lock
- Lever throttle
- Rear exhaust



AS230V 7" TWO HANDED VERTICAL SANDER

AP240V 8" TWO HANDED VERTICAL POLISHER

- Fingertip lever power control
- V-grip handles




AS230V



AS240V

PRODUCT #	DISC CAPACITY IN. / MM	AIR CONSUMPTION CFM	AIR INLET NPT	FREE SPEED RPM/S	MINIMUM HOSE SIZE ID	SOUND LEVEL DB(A)	VIBRATION LEVEL M/S ²	WEIGHT LBS. / KG.	LENGTH IN. / MM
PISTOL SANDERS									
AS517	3" / 76	4	1/4"	15,000	3/8"	86	1.8	2 / 0.61	4-1/2" / 114.3
AS15	5" / 127	4	1/4"	20,000	3/8"	92	1.2	2 / 0.61	4-3/4" / 120.7
90° SANDERS									
AS717	7" / 177.8	11	1/4"	5,000	3/8"	99	1.8	6.375 / 1.94	14-3/4" / 374.7
AP720	8" / 203	11	1/4"	2,800	3/8"	99	2	6.375 / 1.94	14-3/4" / 374.7
TWO HANDED SANDERS									
AS230V	7" / 177.8	9	1/4"	5,000	3/8"	99	2.5	5 / 1.52	8" / 203.2
AP240V	8" / 203	9	1/4"	2,200	3/8"	99	2.5	5 / 1.52	8" / 203.2



AS316
STRAIGHT-LINE AIR SANDER
2-1/2" X 16"

- Smooth, reliable power from the twin-piston design
- Quick-action paper clamps
- Dual pistons provide efficient power and prevent stalling
- Two-handle design for comfortable operation



AS10
10MM WIDE MINI
BELT SANDER

AS20
20MM WIDE MINI
BELT SANDER

- Rotating air inlet adjusts itself for ease of use
- Features molded grip and safety lever

REPLACEMENT BELTS

PRODUCT #	GRIT	USE
DABF1H0410	40	AS20
DABF1H0610	60	AS20
DABF1H0810	80	AS20
DWAF1H1210	120	AS20
AS775-B	60	AS10
AS775-B80	80	AS10
AS775-B120	120	AS10

SEE PAGE
440 FOR
BLASTER
WHEELS AND
ADAPTERS



Tool only; does not include hub or rubber eraser

MB6901
SURFACE BLASTER

- Compatible with multiple style blaster wheels
- Rear exhaust directs air away from user
- Safety throttle lever helps prevent accidental engagement

MB6901-KIT
SURFACE BLASTER KIT
INCLUDES:

- (1) MB6901 Blaster (3) Grinding Discs
(2) Rubber Wheels Necessary Adapters



PRODUCT #	BELT / PAD SIZE IN. / MM	AIR CONSUMPTION CFM	AIR INLET NPT	FREE SPEED RPM/S	MINIMUM HOSE SIZE ID	SOUND LEVEL DB(A)	VIBRATION LEVEL M/S ²	WEIGHT LBS. / KG.	LENGTH IN. / MM
AS316	2-1/2" x 16" / 63.5 x 406.4	7	1/4"		3/8"	98	14.9	7	2-1/2" x 16"
AS20	3/4" x 20-1/2" / 20 x 520	4	1/4"	16,000	3/8"	83	2.5	3.1 / 0.94	15-1/2" / 381
AS10	3/8" x 13" / 10 x 330	4	1/4"	18,000	3/8"	83	2.5	1.98 / 0.63	12-7/10" / 304.8
MB6901		4	1/4"	3,500	3/8"				



AIR TOOLS

CLEANING

IPA8050 12"

IPA8052 36"

IPA8051 24"

IPA8053 48"

AIR COMB™ FILTER CLEANERS

- An air filter, if properly cleaned, can be reused 15-20 times in its lifecycle
- Thoroughly clean cylinder-style air filters, radiators, and condensers with the Air Comb's™ focused high-pressure output and long reach 90° air flow



16600 AIR TOOL OIL DISPENSER

- Mounts on shop wall or toolbox
- Easily oils air tools for long life



AV9010 AIR VACUUM KIT

- Comfortable, lightweight composite gun body allows access in tight areas
- Dual function: vacuum or blow for engine cleaning
- Flexible hose for cleaning in small places
- Flat tube ideal for vehicle interiors
- Small bore vacuum tube for added durability and quick removal of debris
- Multi-angle brush
- Dust bag features two layers of material and zipper bottom
- Great for cleaning up glass chips, stones, sawdust, sand, steel chips, etc.

HMP050-SP2 HEAVY-DUTY SPRAYER FOR HMP050 - 12-PK.

HMP050 HOWE'S MULTI-PURPOSE LUBRICATOR PINT - 12-PK.

HMP054 HOWE'S MULTI-PURPOSE LUBRICATOR GALLON

- Lubricates, rejuvenates, and protects
- Locates and stops squeaks
- Safe to use on rubber, plastic, paint, or synthetics
- Frees rusted or frozen parts



410


MAC
TOOLS



WARNING: Cancer and Reproductive Harm - p65warnings.ca.gov
For more info click-on MACTOOLS.COM/PROP65

BLOW GUNS AND ACCESSORIES

* **Warning:** Per OSHA standard 29 CFR 1910.242(b), blow guns should be regulated so as not to exceed 30 p.s.i. to avoid possible injury




BG500*
4" HEAVY-DUTY BLOW GUN

BG1150C*
13" STRAIGHT TUBE EXTENDED REACH BLOW GUN

BG1250C*
20" STRAIGHT TUBE EXTENDED REACH BLOW GUN

BG1260C*
20" BENT-TUBE EXTENDED REACH BLOW GUN

- Extended handle travel and smoothness allows for variable air flow
- Heavy-duty construction using tough POM Acetal-Co-Polymer #M270 material



S-115*
MILTON TYPE

S-116*
ARO TYPE

ADJUSTABLE FLOW BLOW GUNS

- Easy control holds air setting
- Air coupler is an integral part of blow gun
- Lightweight tempered aluminum
- Neoprene ball for solid seal
- Minimum 80 PSI for proper performance



BG201D*
RUBBER-TIPPED BLOW GUN
• 1/4" NPT inlet



AC384*
1/4" FEMALE NPT DUAL CHUCK



BG4010B*
RUBBER CONICAL TIP

BG4013B*
3-PC. RUBBER BLOW GUN TIP SET



AFC60*
1/4" INTERCHANGEABLE COUPLER - QUICK CONNECT



AC352*
1/4" FEMALE NPT SINGLE CHUCK



AC354*
1/4" FEMALE NPT CHUCK WITH CLIP



AWARD WINNING HEAVY-DUTY GEARED AIR SAW

The PTEN Innovation Awards recognize those outstanding companies whose products respond to the automotive repair industry's market challenges with creativity and innovation.





AS726M
COMPACT AIR SAW

- Weighs less than 1 lb., this miniature sized monster generates 7,500 strokes per minute of cutting power

CUTTING CAPACITY STEEL	STROKE LENGTH IN. / MM	AIR CONSUMPTION CFM	AIR INLET NPT	STROKES PER MINUTE
3/64"	3/16" / 4.76	0.7	1/4"	7,500
MINIMUM HOSE SIZE ID	SOUND LEVEL DB(A)	VIBRATION LEVEL M/S2	WEIGHT LBS. / KG.	LENGTH IN. / MM
5/16"	87	6.5	0.94 / 0.43	7-5/8" / 193.7

AIR SAW BLADES

PRODUCT #	DESCRIPTION	TEETH PER INCH
384532	Bi-Metal Blade	32
ASB874	Scroll Blade	24
ASB876	Scroll Blade	32

PRODUCT #	DESCRIPTION	TEETH PER INCH
ASB884	All Purpose Blade	24
ASB886	All Purpose Blade	32
ASB984	Super-Duty Air Saw Blade	32

ACCEPTS BOTH AIR SAW AND RECIPROCATING SAW BLADES

7,000
STROKES PER MINUTE

INNOVATIVE THROTTLE DESIGN WITH LOCKOUT FEATURE



MPS1911
HEAVY-DUTY GEARED AIR SAW

Designed for use in muffler and exhaust applications, general auto body repair, cutting work, sunroof installation and more. The dual-chuck Heavy Duty Geared Air Saw has a 9.5 mm cut capacity and includes a reverse gear mechanism that reduces stalling, helping to increase the lifespan of the tool.

Features a lockout throttle design, 360° rotating exhaust that can direct air away from the user, and rubber grip that is resistant to most common automotive fluids. Another key feature of the Heavy Duty Geared Air Saw is it accepts both air saw and reciprocating saw blades, for added versatility.

INCLUDES:

- (1) 6" 18 TPI Reciprocating Saw Blade
- (1) 24 TPI Air Saw Blade
- (1) Blade Lock Hex Key

CUTTING CAPACITY STEEL	STROKE LENGTH IN. / MM	AIR CONSUMPTION CFM	AIR INLET NPT	STROKES PER MINUTE
9.5mm / 3g	3/16" / 4.76	4	1/4"	7,000
MINIMUM HOSE SIZE ID	SOUND LEVEL DB(A)	VIBRATION LEVEL M/S2	WEIGHT LBS. / KG.	LENGTH IN. / MM
3/8	87	16.5	2.5 / 1.13	10.5



800.MACTOOLS



WARNING: Cancer and Reproductive Harm - p65warnings.ca.gov
For more info click on MACTOOLS.COM/PROP65

SPECIALTY AIR TOOLS

SPECIALTY AIR TOOLS

APF600A PUNCH AND FLANGE TOOL

- Two-function tool performs hole punching and panel crimping
- Meets C.A.R. (Collision Auto Repair) specifications
- Rotating head
- 5/64" Sheet metal cutting capacity

PUNCH DIAMETER IN. / MM	CUTTING CAPACITY IN. / GA	WEIGHT LBS. / KG.	LENGTH IN. / MM
5/16" / 7.94	5/64" / 14	2.125 / 0.96	6-7/8" / 152.4



AHR273 3/16" AIR-HYDRAULIC RIVETER

- Comes equipped with 3/32", 1/8", 5/32", and 3/16" nosepieces
- Quick-release air valve, incorporated into the throttle mechanism, permits cylinder to return quickly for high-speed assembly operations



AHR274 1/4" SUPER-DUTY AIR RIVETER

- For heavy-duty and industrial applications
- Designed for setting all types of rivets in 3/32", 1/8", 5/32", 3/16", and 1/4" diameters

**ASWD317
SPOT WELD DRILL KIT**

- Drill features two-position trigger - first position sets the anvil, second position starts the drill
- Adjustable depth-stop allows you to drill out just the spot weld and not the panel beneath
- Drills out the entire spot weld eliminating the need for grinding



AIR CONSUMPTION CFM	RPM	WEIGHT LBS.	LENGTH IN.
3.5	1600	6.4	12-3/4"

INCLUDES:

- (2) 6.5mm Drill Bits
- (2) 8mm Drill Bits
- (1) 10mm Drill Bit
- Standard and Large Anvils



**ASWD65MM
6.5MM DRILL BIT**



**ASWD80MM
8MM DRILL BIT**



**ASWD10MM
10MM DRILL BIT**



ACCESSORIES

PROTECTIVE BOOTS

- Snug fit prevents slippage
- Color helps identify your air tool



PRODUCT #	FOR USE WITH:	COLOR
PB800	AD800 / AD850 Air Drill	Red
PB600	AH600 / AH650 Air Hammer	Red
PB1776R	AR1776 Ratchet	Red
PB1776B*	AR1776 Ratchet	Black HD
PB1776Y*	AR1776 Ratchet	Yellow
PB249B	AR249 Mini Ratchet	Black
PB249G*	AR249 Mini Ratchet	Green
PB249O*	AR249 Mini Ratchet	Orange
PB249R*	AR249 Mini Ratchet	Red
PB249Y*	AR249 Mini Ratchet	Yellow
PB760	AR760 Ratchet	Red
PB133	AW133 Ratchet	Red
PB135	AW135 Impact Wrench	Red
PB734	AW232 Impact Wrench	Red
PB234	AW234 / AW234A Impact W.	Red
PB234B*	AW234 / AW234A Impact W.	Black
PB234G*	AW234 / AW234A Impact W.	Green
PB234Y*	AW234 / AW234A Impact W.	Yellow
PB235-B	AW235 Impact Wrench	Black

PRODUCT #	FOR USE WITH:	COLOR
PB235-R*	AW235 Impact Wrench	Red
PB261	AW262 Impact Wrench	Red
PB280Q	AW280Q / AW284Q Impact W.	Red
PB335	AW335 Impact Wrench	Red
PB3400R	AW3400Q Impact Wrench	Red
PB376	AW376 Impact Wrench	Bk / R / Y
PB3800	AW3800 / AW3800M Impact W.	Red
PB4300	AW4300 Impact Wrench	Red
PB435B	AW435 Impact Wrench	Black
PB4400-R	AW4400 Impact Wrench	Red
PB480Q	AW480Q Impact Wrench	Red
PB5000BF	AW5000 Impact Wrench	Black
PB5500*	AW5500 Impact Wrench	Red
PB612Q	AW612Q Impact Wrench	Red
PB7500	AW7500 Impact Wrench	Bk / R / Y
PB850	AW850 Impact Wrench	Red
PB038-050C	AWP038 / AWP050C Impact W.	Clear
PB038-050C-R*	AWP038 / AWP050C Impact W.	Red
PB038-050C-B*	AWP038 / AWP050C Impact W.	Black

PRODUCT #	FOR USE WITH:	COLOR
PB050	AWP050 Impact Wrench	Clear
PB050-R*	AWP050 Impact Wrench	Red
PB075	AWP075 Impact Wrench	Clear
PB075-R*	AWP075 Impact Wrench	Red
PB434	AWP434A / AW434M Impact W.	Bk / R / Y
PB434M-B*	AWP434A / AW434M Impact W.	Black
PB434M-C*	AWP434A / AW434M Impact W.	Clear
PB434M-R*	AWP434A / AW434M Impact W.	Red
PBBWP050-B	BWP050 Cordless Impact W.	Black
PBBWP151-B	BWP151 Impact Wrench	Black
PB97-501B	MPF970501 / MPF972501	Black
PBMB120	MB120 12V MAX* Battery	Black
PBMB200	MB200 20V MAX* Battery	Black
PBMB201	MB201 20V MAX* Battery	Black
PB886-891B	MCF886 / MCF891B Impact W.	Black
PB99-381B	MPF990381 and MPF990501C	Black
PB99-501B	MPF990501 and MPF992501	Black
PB98-501B	MPF980501	Black
PB98-381B	MPF990381	Black

With respect to 12V MAX Maximum initial battery pack voltage (measured without a workload) is 12V; Measured under a workload, nominal voltage is 10.8
 With respect to 20V MAX* Maximum initial battery pack voltage (measured without a workload) is 20V; Measured under a workload, nominal voltage is 18



OIL AND GREASE

16600 AIR TOOL OIL DISPENSER

- Oils air tools in one easy motion
- Right-handed, left-handed, or center mounting positions on your tool box or wall
- Easily and conveniently oil air tool each time
- 8-oz. Translucent shatter-resistant oil reservoir
- Can adjust the oil flow .05 cc or approximately one drop per 1/4 turn



P032 P04 1 QT. 4 OZ.

PNEUMATIC AIR TOOL OIL

- Long-life pneumatic oil for air tools
- Metal adherence properties prevent lubrication loss from air pressure
- Protects neoprene O-rings and other plastic parts



AWGG234B MINI GREASE GUN

- Holds 3 oz. of light or heavy lubricant



PNG-4 AIR TOOL GREASE

- Specially formulated for impact wrenches requiring grease
- Reduces noise levels greatly, inhibits rust, and protects against condensation



AWGG234A-01
1.0MM TIP



AWGG234A-02
1.4MM TIP



AWGG234A-03
TIP FOR
COMPOSITE TOOL

TOOL HOLDER



L49960 PNEUMATIC TOOL HOLDER

- Can hold up to five pneumatic tools in a 10" space
- Comes with five slots that fit all popular quick connect fittings
- Can be mounted on a tool box, cart or wall for easy access
- Locking feature protects your air tools from theft (provide your own lock). Durable powder-coated finish



ACCESSORIES

DRILL BITS AND SETS



6321DSA 21-PC. COBALT STUBBY DRILL BIT SET

- Ideal for use on stainless steel, heat-treated steel, forgings, and chilled cast iron
- 135° Heavy-duty split point is self-starting and requires less torque
- Short drill bits are great for use in limited access areas

Use cutting oil to maximize bit life

6321MIB-SL 21-PC. DRILL BIT INDEX

PRODUCT #	SIZE	SET
6321DSA	21-PC. Cobalt Stubby Drill Bit Set	
6304ID	1/16"	•
6305ID	5/64"	•
6306ID	3/32"	•
6307ID	7/64"	•
6308ID	1/8"	•
6309ID	9/64"	•
6310ID	5/32"	•
6311ID	11/64"	•
6312ID	3/16"	•
6313ID	13/64"	•
6314ID	7/32"	•
6315ID	15/64"	•
6316ID	1/4"	•
6317ID	17/64"	•
6318ID	9/32"	•
6319ID	19/64"	•
6320ID	5/16"	•
6321ID	21/64"	•
6322ID	11/32"	•
6323ID	23/64"	•
6324ID	3/8"	•



6338DSB 29-PC. COBALT DRILL BIT SET



6321DSB 21-PC. COBALT DRILL BIT SET



6336DSB 13-PC. COBALT DRILL BIT SET

- Great for use on stainless steel, heat-treated steel, forgings, and chilled cast iron
- 135° Heavy-duty split point is self-starting and requires less torque
- Jobber-length



6608DA 1/8" HIGH-SPEED DOUBLE END STEEL DRILL BIT

- For sheet metal use

PRODUCT #	SIZE	SET
6338DSB	29-PC. Cobalt Drill Bit Set	
6321DSB	21-PC. Cobalt Drill Bit Set	
6336DSB	13-PC. Cobalt Drill Bit Set	
6304DA	1/16"	• • •
6305DA	5/64"	• • •
6306DA	3/32"	• • •
6307DA	7/64"	• • •
6308DA	1/8"	• • •
6309DA	9/64"	• • •
6310DA	5/32"	• • •
6311DA	11/64"	• • •
6312DA	3/16"	• • •
6313DA	13/64"	• • •
6314DA	7/32"	• • •
6315DA	15/64"	• • •
6316DA	1/4"	• • •
6317DA	17/64"	• • •
6318DA	9/32"	• • •
6319DA	19/64"	• • •
6320DA	5/16"	• • •
6321DA	21/64"	• • •
6322DA	11/32"	• • •
6323DA	23/64"	• • •
6324DA	3/8"	• • •
6325DA	25/64"	• • •
6326DA	13/32"	• • •
6327DA	27/64"	• • •
6328DA	7/16"	• • •
6329DA	29/64"	• • •
6330DA	15/32"	• • •
6331DA	31/64"	• • •
6332DA	1/2"	• • •
6336MIB	Index	• • •
6321MIB	Index	• • •
6338MIB	Index	• • •

HIGH-QUALITY KEYLESS CHUCKS

- Heavy-duty
- Sure grip allows for faster bit changes



PRODUCT #	CAPACITY	DUTY RATING	THREAD
DCK30354	3/8"	Heavy	3/8" - 24
DCK31038	1/2"	Heavy	1/2" - 20

CHUCKS AND KEYS

- Sure grip allows for faster bit changes



PRODUCT #	CAPACITY	DUTY RATING	KEY ONLY	THREAD
DC9965C	3/8"	Medium	DCMK2	3/8" - 24
DC9971C	1/2"	Medium	DC2MK2	1/2" - 20
DC9976C	1/2"	Medium	DC2MK2	3/8" - 24



125-572 20-PC. WIRE GAUGE DRILL BIT SET

- High-speed steel drills, miniature wire gauge sizes 80 through 61 (0.0135 diameter to 0.0390 diameter)
- Excellent for small finger and hand work
- Housed in a plastic-covered indexed holder



6429DSA 29-PC. COBALT DRILL ADVANCED HELICAL FLUTE SET

- Designed to drill through hardened steel and tough alloys more effectively than standard cobalt bits
- Made from M35 tool steel
- Heat-treated in a salt-bath furnace for strength and durability
- Precision ground to exacting tolerances
- Advanced helical-flute design for improved chip removal and drilling accuracy, as well as improved drill time and longer bit life

6429MIB 29-PC. DRILL BIT INDEX

PRODUCT #	SIZE	SET
6429DSA	29-PC. Cobalt Drill Advanced Helical Flute Set	
6404D	1/16"	•
6405D	5/64"	•
6406D	3/32"	•
6407D	7/64"	•
6408D	1/8"	•
6409D	9/64"	•
6410D	5/32"	•
6411D	11/64"	•
6412D	3/16"	•
6413D	13/64"	•
6414D	7/32"	•
6415D	15/64"	•
6416D	1/4"	•
6417D	17/64"	•
6418D	9/32"	•
6419D	19/64"	•
6420D	5/16"	•
6421D	21/64"	•
6422D	11/32"	•
6423D	23/64"	•
6424D	3/8"	•
6425D	25/64"	•
6426D	13/32"	•
6427D	27/64"	•
6428D	7/16"	•
6429D	29/64"	•
6430D	15/32"	•
6431D	31/64"	•
6432D	1/2"	•



4-WAY DRILL CHUCK KEYS

DC4W2 LARGE

- Fits pilot sizes: (2) 6.2, 7.8, and 9.4mm

DC4W1 SMALL

- Fits pilot sizes: 5.9, 6, 6.4, and 6.6mm

L12050 SMALL MASTER CHUCK KEY



DC2MK1 DRILL CHUCK KEYS

DC2MK2 DRILL CHUCK KEYS

DCMK2 STANDARD CHUCK KEY



ACCESSORIES

DRILL BITS AND SETS



30505DSA 5-PC. LEFT HAND COBALT DRILL BIT SET

- Left-hand drill bits via their reverse thread are ideal for use in removing broken bolts

PRODUCT #	DESCRIPTION	SIZE	SET
30505DSA	5-PC. Left Hand Cobalt Drill Bit Set		
30505LA	Left Hand Cobalt Drill	5/64"	•
30507LA	Left Hand Cobalt Drill	7/64"	•
30510LA	Left Hand Cobalt Drill	5/32"	•
30516LA	Left Hand Cobalt Drill	1/4"	•
30519LA	Left Hand Cobalt Drill	19/64"	•



LEFT HAND HIGH-SPEED MACHINE LENGTH STEEL DRILL BITS

- Screw machine length, high-speed steel

PRODUCT #	DESCRIPTION	SIZE	SET
3233LA-10	10-PC. Left Hand High-Speed Machine Length Steel Drill Set		
3233LA	5-PC. Left Hand High-Speed Machine Length Steel Drill Set		
3208LA	Left Hand Drill Bit	1/8"	• •
3210LA	Left Hand Drill Bit	5/32"	• •
3212LA	Left Hand Drill Bit	3/16"	• •
3214LA	Left Hand Drill Bit	7/32"	• •
3216LA	Left Hand Drill Bit	1/4"	• •
3218LA	Left Hand Drill Bit	9/32"	• •
3220LA	Left Hand Drill Bit	5/16"	• •
3222LA	Left Hand Drill Bit	11/32"	• •
3224LA	Left Hand Drill Bit	3/8"	• •
3226LA	Left Hand Drill Bit	13/32"	• •

HIGH-SPEED STEEL JOBBER-LENGTH WIRE GAUGE DRILL BITS



PRODUCT #	DECIMAL EQUIVALENT	DRILL SIZE
8101DA	0.228	1
8102DA	0.221	2
8103DA	0.213	3
8104DA	0.209	4
8105DA	0.205	5
8106DA	0.204	6
8107DA	0.201	7
8108DA	0.199	8
8109DA	0.196	9
8110DA	0.193	10
8111DA	0.191	11
8112DA	0.189	12
8113D	0.185	13
8114D	0.182	14
8115D	0.18	15
8116DA	0.177	16
8117D	0.173	17

PRODUCT #	DECIMAL EQUIVALENT	DRILL SIZE
8118DA	0.169	18
8119DA	0.166	19
8121DA	0.159	21
8122DA	0.157	22
8123DA	0.154	23
8124D	0.152	24
8125DA	0.149	25
8127DA	0.144	27
8128DA	0.14	28
8129DA	0.136	29
8130DA	0.128	30
8131DA	0.12	31
8132DA	0.116	32
8133DA	0.113	33
8134DA	0.111	34
8136DA	0.106	36
8137DA	0.104	37

PRODUCT #	DECIMAL EQUIVALENT	DRILL SIZE
8138DA	0.101	38
8139DA	0.099	39
8140DA	0.098	40
8142DA	0.093	42
8143DA	0.089	43
8144DA	0.086	44
8145DA	0.082	45
8146DA	0.081	46
8147DA	0.078	47
8149DA	0.073	49
8150DA	0.07	50
8152DA	0.063	52
8154DA	0.055	54
8155DA	0.052	55
8156DA	0.046	56
8157DA	0.043	57
8159DA	0.041	59

PRODUCT #	DECIMAL EQUIVALENT	DRILL SIZE
8160DA	0.04	60
8161DA	0.039	61
8162DA	0.038	62
8163DA	0.037	63
8164DA	0.036	64
8165DA	0.035	65
8166DA	0.033	66
8167DA	0.032	67
8169DA	0.0292	69
8170DA	0.028	70
8171DA	0.026	71
8172DA	0.025	72
8173DA	0.024	73
8177DA	0.018	77
8179DA	0.0145	79
8180DA	0.0135	80





QCS37520A
52-PC. 1/4" HEX
QUICK-DISCONNECT TITANIUM
DRILL BIT AND DRIVER SET

- Titanium-nitride finish on the drill bits ensures quality
- Screwdriver bits are 2" long for greater access (Slotted, Torx®, Hex, and Phillips®)

INCLUDES:

- | | |
|--------------------------------------|--|
| (1) 1/4" Drive Quick Connect Coupler | (5) Hex Bits |
| (1) 1/4" Drive Adapter | (3) Phillips® Bits |
| (1) Counter-Sink Bit | (7) Fractional Nut Driver Bits |
| (6) Slotted Bits | (9) Metric Nut Driver Bits |
| (6) Torx® Bits | (13) 1/16" - 1/4" Quick-Connect Drill Bits |

PRODUCT #	DESCRIPTION	SIZE	SET
QCS37520A	52-PC. 1/4" Hex Quick-Disconnect Titanium Drill Bit and Driver Set		
MHB14	Hex Bit 2	1/4"	•
MHB18	Hex Bit 2	1/8"	•
MHB316	Hex Bit 2	3/16"	•
MHB532	Hex Bit 2	3/32"	•
MHB564	Hex Bit 2	5/64"	•
MND94800	Nut Driver	7/32"	•
MND94805	Nut Driver	1/4"	•
MND94810	Nut Driver	9/32"	•
MND94815	Nut Driver	5/16"	•
MND94820	Nut Driver	11/32"	•
MND94825	Nut Driver	3/8"	•
MND94830	Nut Driver	7/16"	•
MND94850	Nut Driver	4mm	•
MND94855	Nut Driver	5mm	•
MND94860	Nut Driver	5.5mm	•
MND94865	Nut Driver	7mm	•
MND94870	Nut Driver	8mm	•
MND94875	Nut Driver	9mm	•
MND94880	Nut Driver	10mm	•
MND94885	Nut Driver	11mm	•
MND94890	Nut Driver	12mm	•
MPB1	Phillips® Bit	#1	•
MPB2	Phillips® Bit	#2	•
MPB3	Phillips® Bit	#3	•
MSB14	Slotted Bit	1/4"	•
MSB18	Slotted Bit	1/8"	•
MSB316	Slotted Bit	3/16"	•
MSB516	Slotted Bit	5/16"	•
MSB732	Slotted Bit	7/32"	•
MSB932	Slotted Bit	9/32"	•
MTB10T	Torx® Bit	T10	•
MTB15T	Torx® Bit	T15	•
MTB20T	Torx® Bit	T20	•
MTB25T	Torx® Bit	T25	•
MTB27T	Torx® Bit	T27	•
MTB30T	Torx® Bit	T30	•
QDS94900	Quick Connect Coupler	-	•
QDS94905	Magnetic Bit Holder	-	•
QDS94910	Countersink Bit	-	•
3704DQDA	Titanium Bit/Quick Disc	1/16"	•
3705DQDA	Titanium Bit/Quick Disc	5/64"	•
3706DQDA	Titanium Bit/Quick Disc	3/32"	•
3707DQDA	Titanium Bit/Quick Disc	7/64"	•
3708DQDA	Titanium Bit/Quick Disc	1/8"	•
3709DQDA	Titanium Bit/Quick Disc	9/64"	•
3710DQDA	Titanium Bit/Quick Disc	5/32"	•
3711DQDA	Titanium Bit/Quick Disc	11/64"	•
3712DQDA	Titanium Bit/Quick Disc	3/16"	•
3713DQDA	Titanium Bit/Quick Disc	13/64"	•
3714DQDA	Titanium Bit/Quick Disc	7/32"	•
3715DQDA	Titanium Bit/Quick Disc	15/64"	•
3716DQDA	Titanium Bit/Quick Disc	1/4"	•
3717DQDA	Titanium Bit/Quick Disc	17/64"	•
3718DQDA	Titanium Bit/Quick Disc	9/32"	•
3720DQDA	Titanium Bit/Quick Disc	5/16"	•



ACCESSORIES

DRIVE AND DRILL BITS AND SETS



QCAS16 16-PC. QUICK CHANGE AUTO SET

- No need to rechuck when you want to change a bit
- Use the 2-1/2" or 6" quick-change chuck to save time

PRODUCT #	DESCRIPTION	SIZE	SET
QCAS16	16-PC. Quick-change Auto Set		
AHN1857571	Quick-change Chuck	2-1/2"	•
AHN1857572	Quick-change Extension	6"	•
93025	#2 Phillips® Power Bit	3-1/2"	•
93029	#3 Phillips® Power Bit	3-1/2"	•
93063	#1 Phillips® Power Bit	6"	•
93067	#2 Phillips® Power Bit	6"	•
93360	T15 Torx® Power Bit	3-1/2"	•
93361	T20 Torx® Power Bit	3-1/2"	•
93369	T20 Torx® Power Bit	6"	•
93370	T25 Torx® Power Bit	6"	•
93371	T27 Torx® Power Bit	6"	•
93372	T30 Torx® Power Bit	6"	•
AHN93037	#2 Pozidriv® Power Bit	3-1/2"	•
93761	Socket Adapter	1/4"	•
93784	Socket Adapter	3/8"	•
94732	Magnetic Nutsetter	5/16"	•

VA502T 3-PC. TITANIUM STEP DRILL SET

- Set drills twenty-eight holes from .1/8" to 3/4" diameter
- Dual radial concave fluted, self-starting
- Ideal for thin materials: sheet metal, plastic, and wood applications
- Includes three popular sizes in convenient storage pouch



VA502T



VA1T

VA2T



VA3T

VA4T



VA10T

VA12T



VA20T

PRODUCT #	DESCRIPTION	DRILL SIZE	DRILLS	INCREMENTS	SET
VA502T	3-PC. Titanium Step Drill Set				
VA1T	Titanium Step Drill - 1	1/4"	(12) Holes: 1/8" - 1/2"	1/32"	•
VA2T	Titanium Step Drill - 2	1/4"	(6) Holes: 3/16" - 1/2"	1/16"	•
VA3T	Titanium Step Drill - 3	3/8"	(9) Holes: 1/4" - 3/4"	1/16"	•
VA4T	Titanium Step Drill - 4	3/8"	(12) Holes: 3/16" - 7/8"	1/16"	
VA10T	Stubby Titanium Step Drill - 10	1/4"	(7) Holes: 1/8" - 1/2"	1/16"	
VA12T	Stubby Titanium Step Drill - 12	1/4"	(5) Holes: 1/8" - 3/8"	1/16"	
VA20T	Titanium Step Drill - 20	1/2"	(8) Holes: 9/16" - 1"	1/16"	



HS9596C
13-PC. HOLESAW KIT

- Designed for wide use and applications in metal cutting
- Complete follow-through saws
- Knock-out slots for easy core removal
- High-speed steel cutting edge welded to shatter-proof steel back for greater safety



HS5514C
1/4" CHUCK

HS5545C
1/2" CHUCK

MANDREL WITH PILOT DRILLS

- Complete with high-speed 1/4" pilot drills
- Shanks fit 2- or 3-jawed chucks
- Drive pins on HS5545B advanced or retracted without removing mandrel

PRODUCT #	CHUCK SIZE	HOLE SAW SIZES	SHANK SIZE	SHANK TYPE	THREAD SIZE
HS5514C	1/4"	9/16" - 1-3/16"	1/4"	Round	1/2"-20
HS5545C	1/2"	1-1/4" - 6"	7/16"	Hex	5/8"-18

TD13MS
13-PC. TIP DRILL SET

TD13MS-DRILLS
REPLACEMENT BITS

- Pin vise has magnetic cap with storage for bits
- Bits are extra long (1-7/8")
- Designed for drilling and cleaning fuel injectors, carburetor jets, water jets, welding and soldering tips, and electronics service/repairs
- Twelve high-speed steel twist drills (0.0225 to 0.063) and pin vise



PRODUCT #	CUT DEPTH	SIZE MM / IN.	TEETH PER INCH	SET
HS9596C	13-PC. Hole Saw Kit			
HS509C	1-1/8"	9/16" / 14.3	6	
HS510C	1-1/8"	5/8" / 15.87	6	
HS511C	1-1/8"	11/16" / 17.46	6	
HS512C	1-1/8"	3/4" / 19.05	6	•
HS513C	1-1/8"	13/16" / 20.64	6	
HS514C	1-1/8"	7/8" / 22.23	6	•
HS515C	1-1/8"	15/16" / 23.81	6	
HS516C	1-1/8"	1" / 25.4	6	
HS517C	1-1/8"	1-1/16" / 26.99	6	
HS518C	1-1/8"	1-1/8" / 28.58	6	•
HS519C	1-1/8"	1-3/16" / 30.16	6	
HS520C	1-1/8"	1-1/4" / 31.75	6	
HS521C	1-1/8"	1-5/16" / 33.33	6	
HS522C	1-1/8"	1-3/8" / 34.93	6	•
HS523C	1-1/8"	1-7/16" / 36.51	6	
HS524C	1-1/8"	1-1/2" / 38.1	6	•
HS525C	1-1/8"	1-9/16" / 39.69	6	
HS526C	1-1/8"	1-5/8" / 41.28	6	
HS528C	1-1/8"	1-3/4" / 44.45	6	•
HS529C	1-1/8"	1-13/16" / 46.04	6	
HS530C	1-1/8"	1-7/8" / 47.625	6	
HS532C	1-1/8"	2" / 50.8	6	•
HS533C	1-1/8"	2-1/16" / 52.39	6	
HS534C	1-1/8"	2-1/8" / 53.98	6	
HS536C	1-1/8"	2-1/4" / 57.15	6	•
HS537C	1-1/8"	2-5/16" / 58.74	6	
HS538C	1-1/8"	2-3/8" / 60.33	6	
HS540C	1-1/8"	2-1/2" / 63.5	6	•
HS541C	1-1/8"	2-9/16" / 65.09	6	
HS542C	1-1/8"	2-5/8" / 66.68	6	
HS544C	1-1/8"	2-3/4" / 69.85	6	
HS546C	1-1/8"	2-7/8" / 73.03	6	
HS548C	1-1/8"	3" / 76.2	6	
HS550C	1-1/8"	3-1/8" / 79.38	6	
HS552C	1-1/8"	3-1/4" / 82.55	6	
HS554C	1-1/8"	3-3/8" / 85.73	6	
HS556C	1-1/8"	3-1/2" / 88.9	6	
HS558C	1-1/8"	3-5/8" / 92.08	6	
HS560C	1-1/8"	3-3/4" / 95.25	6	
HS562C	1-1/8"	3-7/8" / 98.43	6	
HS564C	1-1/8"	4" / 101.6	6	
HS566C	1-1/8"	4-1/8" / 104.78	6	
HS568C	1-1/8"	4-1/4" / 107.95	6	
HS570C	1-1/8"	4-3/8" / 111.13	6	
HS572C	1-1/8"	4-1/2" / 114.3	6	
HS576C	1-1/8"	4-3/4" / 120.65	6	
HS580C	1-1/8"	5" / 127	6	
HS588C	1-1/8"	5-1/2" / 139.7	6	
HS592B	1-1/8"	5-3/4" / 146.05	6	
HS596C	1-1/8"	6" / 152.4	6	
HS5511C	Mandrel Adapter	-	-	•
HS5514C	Mandrel	1/4" / 6.35	-	•
HS5545C	Mandrel	1/2" /	-	•
HS8535C	Pilot Drill	1/4" / 6.35	-	•

ACCESSORIES

CUT-OFF WHEELS



ALUMINUM OXIDE CUT-OFF WHEELS - 50-PK.

- Double reinforced cut-off wheels provide long life
- Designed to fit any air tool using a 2-7/8" - 3" wheel



TYPE 1 ALUMINUM OXIDE CUT-OFF WHEELS

- Double reinforced for durability
- Available in various thicknesses and hole sizes, these wheels work on 4" cut-off tools and 4-1/2" grinders but only for cutting applications

PRODUCT #	QUANTITY	GRIT	RPM	DIAMETER X THICKNESS X HOLE SIZE	TYPE
COW213238	10	60	25,000	2" x 1/32" x 3/8"	Aluminum Oxide
COW311623RPM	50	54	23,000	3" x 1/16" x 3/8"	Aluminum Oxide
COW31166RN	5	54	25,000	3" x 1/16" x 3/8"	Aluminum Oxide
COW313223RPM	50	60	23,000	3" x 1/32" x 3/8"	Aluminum Oxide
COWA3116ECON-50	50	54	25,000	3" x 1/16" x 3/8"	Aluminum Oxide
COW411638	10	46	21,000	4" x 1/16" x 3/8"	Type 1 Aluminum Oxide
COW413238	10	54	21,000	4" x 1/32" x 3/8"	Type 1 Aluminum Oxide
COW4533278	10	46	11,900	4-1/2" x 3/32" x 7/8"	Type 1 Aluminum Oxide



EWBA 1/2" ADAPTER - 1/4" SHANK

- Adapts 1/2" holes to air tools



ADG31M 3/8" MANDREL - 1/4" SHANK

- For use with air tools to adapt them to a 3/8" hole



ADG32M 1/4" AND 3/8" MANDREL 1/4" SHANK

- For use with air tools to adapt them to a 1/4" or 3/8" hole cut-off wheel



323T 2" TWIST TYPE BACKING PAD

- For 2" diameter surface preparation discs with Twist-To-Lock backings



FLAP GRINDING DISCS



CUP STYLE MINI FLAP DISCS

- Designed to work on 3M® or any similar holder, this Mini Flap Disc is a cup shape with the flaring out instead of flush against the pad
- Perfect for finishing rounded surfaces and corners in any application where you would normally use a mini grinding disc
- Lasts 3-4 times longer, requiring less changing than regular mini grinding discs
- Resists chipping, snagging, and cracking

PRODUCT #	DIAMETER X HOLE	GRIT	RPM
MCSFD2Z40	2" x Twist Lock Button	Zirconia 40	25000
MCSFD2Z60	2" x Twist Lock Button	Zirconia 60	25000
MCSFD2Z80	2" x Twist Lock Button	Zirconia 80	25000
MCSFD3Z40	3" x Twist Lock Button	Zirconia 40	20000
MCSFD3Z60	3" x Twist Lock Button	Zirconia 60	20000
MCSFD3Z80	3" x Twist Lock Button	Zirconia 80	20000



FD4578Z36T27



FD455811Z60T27

TYPE 27 FLAP DISCS

- Designed to replace regular resin-fiber discs, these heavy-duty zirconia discs are available in three popular grit sizes
- Fiberglass backing pad will flex as the discs grind, giving a continual new edge
- Does not waste the center area like traditional resin fibre discs

PRODUCT #	DIAMETER X HOLE	GRIT	RPM
FD455811Z36T27	4-1/2" x 5/8"-11	Zirconia 36	13500
FD455811Z60T27	4-1/2" x 5/8"-11	Zirconia 60	13500
FD455811Z80T27	4-1/2" x 5/8"-11	Zirconia 80	13500
FD4578Z36T27	4-1/2" x 7/8"	Zirconia 36	13500
FD4578Z60T27	4-1/2" x 7/8"	Zirconia 60	13500
FD4578Z80T27	4-1/2" x 7/8"	Zirconia 80	13500



TYPE 27 MINI FLAP DISCS

- Designed for aggressive grinding on welds and any other areas requiring finishing and metal reduction
- Slightly flexible; resisting chipping, snagging, and cracking

PRODUCT #	DIAMETER X HOLE	GRIT	RPM
MFD2Z40T27	2" x Twist Lock Button	Zirconia 40	25000
MFD2Z60T27	2" x Twist Lock Button	Zirconia 60	25000
MFD2Z80T27	2" x Twist Lock Button	Zirconia 80	25000
MFD3Z40T27	3" x Twist Lock Button	Zirconia 40	20000
MFD3Z60T27	3" x Twist Lock Button	Zirconia 60	20000
MFD3Z80T27	3" x Twist Lock Button	Zirconia 80	20000

M2531-A 1/8" DRIVE OPTIONAL COLLET ADAPTER

- Fits all 1/4" die grinders



AS15-87 ROLOC® THREAD ADAPTER

- 2" Backing pad and adapter
- 10mm x 1.5 Thread



3M® and Roloc® is a registered trademark of 3M® Company

ACCESSORIES

SURFACE PREPARATION



MINI GRINDING DISC

- Aluminum-oxide mini grinding discs are perfect for all your grinding needs where space is an issue
- Available in 2" or 3" with a 3M® compatible button, they are a heavy resin fibre material for extra strength and durability

PRODUCT #	DIAMETER X HOLE	GRIT	RPM
MGDA0224	2" x Twist to Lock Button	Aluminum Oxide 24	25,000
MGDA0236	2" x Twist to Lock Button	Aluminum Oxide 36	25,000
MGDA0250	2" x Twist to Lock Button	Aluminum Oxide 50	25,000
MGDA0280	2" x Twist to Lock Button	Aluminum Oxide 80	25,000
MGDA0324	3" x Twist to Lock Button	Aluminum Oxide 24	20,000
MGDA0336	3" x Twist to Lock Button	Aluminum Oxide 36	20,000
MGDA0350	3" x Twist to Lock Button	Aluminum Oxide 50	20,000
MGDA0380	3" x Twist to Lock Button	Aluminum Oxide 80	20,000




DCAGD21860

2" MINI GRINDING DISCS

- Reinforced for strong, durable long life usage
- They can get into small corners where others can't

PRODUCT #	DIAMETER X THICKNESS X HOLE SIZE	GRIT	RPM
DCAGD218120	2" x 1/8" x 3/8"	Aluminum Oxide 120	20,000
DCAGD21860	2" x 1/8" x 3/8"	Aluminum Oxide 60	20,000
DCAGD21880	2" x 1/8" x 3/8"	Aluminum Oxide 80	20,000



DEPRESSED-CENTER ALUMINUM-OXIDE GRINDING WHEELS

- For all your heavy-duty grinding needs, we have the 4" and 4-1/2" grinding wheels as well as cut-off wheels for your angle grinders
- Offering a variety of thicknesses, hole sizes, and hubs, we can cover your 4" and 4-1/2" grinding/cutting needs
- All products made of reinforced aluminum oxide material

PRODUCT #	DIAMETER X THICKNESS X HOLE SIZE	GRIT	RPM
DCGD41458	4" x 1/4" x 5/8"	Aluminum Oxide 24	13,700
DCGD45145811NC	4-1/2" x 1/4" x 5/8"	Aluminum Oxide 24	11,900
DCGD451478	4-1/2" x 1/4" x 7/8"	Aluminum Oxide 24	11,900

AG200338TBP (NOT SHOWN) ROLOC® ADAPTER

- Adapts a Roloc® style attachment to work with a 3/8" - 24 thread tool

AG200238TBP 2" X 3/8"- 24 THREADED BACKING PAD FOR AG200

- Makes AG200 compatible with all "R" type backed surface preparation discs or mini grinding discs



RA5811 REUSABLE ADAPTER

- For use on 5/8"-11 hole grinding wheels without a hub



MPD0380 2" METAL POLISHING DISC - 10-PK

MPD0480 3" METAL POLISHING DISC - 10-PK



MSD6057
2" HOLDER PAD



MSD6060 (NOT SHOWN)
3" HOLDER PAD

- Highest quality rubber holder pads with the standard 1/4" shank drive
- Roloc® style receiver for sanding and surface conditioning discs

AG200-HPN
HOLDER PAD AND SPINDLE NUT



MSD0358
2" FINISH

MSD0385
2" MEDIUM

MSD0398
2" CLEAN

MSD0384
2" COARSE

MSD0386
2" VERY FINE

QUICK-CHANGE SURFACE CONDITIONING DISCS

- Designed to remove gaskets, sealants, and corrosion quickly without loading the disc's cutting surface
- Extremely durable and will fit all Roloc® style holder pads



TGC2250
THERMOSTAT GASKET CLEANER

- Cleans all hard-to-reach gasket surfaces
- Use with a die grinder to quickly clean gasket surfaces on Dodge® pickups, oil pans, water pumps and other inaccessible applications
- Equipped with a floating guide shaft so the user can steer the abrasive pad around the gasket surface

INCLUDES:

- | | |
|-------------------|---------------------|
| (2) Abrasive Pads | (1) Short Extension |
| (1) Disc Holder | (1) Long Extension |



MSD0484
3" COARSE



MSD0485
3" MEDIUM




MSD0486
3" VERY FINE



ACCESSORIES

SURFACE PREPARATION



GREEN POWER ZIRC QUICK-CHANGE SANDING DISCS

- Unique green quick-change discs are popular with body shops for grinding spot welds, breaking sharp edges, and removing heavy corrosion
- Grinding aid built-in which allows the disc to cut cooler and thus last longer

PRODUCT #	GRIT	SIZE
MSD8422	36	2"
MSD8424	50	2"
MSD8522	36	3"
MSD8524	50	3"

MSD5418

QUICK-CHANGE BRAKE DISC - 2" 120X PINNACLE

- Designed specifically for applying a non-directional scratch pattern on disc brake rotors after being turned in a brake lathe
- Special grain allows the disc to run cooler and thus will not overheat the rotor during grinding
- Fits all Roloc® style holder pads

MSD5518

QUICK-CHANGE BRAKE DISC - 3" 120X PINNACLE



GREAT TO WORK WITH™




SURFACE PREP DISCS

PRODUCT #	PAD SIZE	PAD TYPE
MGDA0224	2"	24 Grit
MGDA0236	2"	36 Grit
MGDA0250	2"	50 Grit
MSD622TB	2"	Medium
MSD632TB	3"	Medium
MSD620TB	2"	Coarse
MSD630TB	3"	Coarse
MSD8425	2"	60X GC
MSD8525	3"	60X GC
MSD8426	2"	80X GC
MSD8526	3"	80X GC
SPD-DISPLAY	—	Display

SPD-DISPLAY ABRASIVE ASSORTMENT KIT



MSD620TB



MSD8425



MGDA0224



MSD630TB




MSD8525



MGDA0236



MSD622TB



MSD8426



MGDA0250



MSD632TB



MSD8526



ACCESSORIES

ORBITAL SANDER ACCESSORIES



AS3MS-DF-KIT
NON-VAC 3" (77MM) TO SELF-GENERATED
VAC KIT WITH HOSES AND COLLECTION BAG



AS34MS-DF
NON-VAC 3" X 4" (75 X 100MM) TO
SELF-GENERATED VAC KIT WITH HOSES
AND COLLECTION BAG



AS3MS-VA-KIT
NON-VAC 3" (77MM) TO CENTRAL VAC KIT



AS34MS-VA
NON-VAC 3" X 4" (75 X 100MM)
TO CENTRAL VAC KIT



AS3237MS-DF
NON-VAC 3-2/3" X 7" (75 X 175MM)
TO SELF-GENERATED VAC KIT
WITH HOSES AND COLLECTION BAG



AS6MS-DF-KIT
NON-VAC 5"/6" (152MM)
TO SELF-GENERATED VAC KIT
WITH HOSES AND COLLECTION BAG



AS3237MS-VA
NON-VAC 3-2/3" X 7" (75 X 175MM)
TO CENTRAL VAC KIT



AS6MS-VA-KIT
NON-VAC 5"/6" (152MM)
TO CENTRAL VAC KIT



AS3237MS-PS-PAD



AS34MS-PSA-PAD



AS3MS-PSA-PAD




AS5MS-PSA-PAD




AS6MS-PSA-PAD



AS3237MS-JH-PAD



AS3237MS-JV-PAD




AS34MS-JH-PAD



AS34MS-JHV-PAD



AS6MS-JH-PAD



AS6MS-JHV-PAD



AS3MS-JH-PAD




AS3MS-JHV-PAD



AS413-101



AS717-79



AS517-42

PRODUCT #	PAD FACE	PAD SIZE	PAD TYPE	USE WITH TOOL:
AS3237MS-PS-PAD	PSA	3-2/3" x 7"	Non-Vac	AS3237MS-PSA
AS34MS-PSA-PAD	PSA	3" x 4"	Non-Vac	AS34MS-PSA
AS3MS-PSA-PAD	PSA	3"	Low-Profile Non-Vac	AS3MS-PSA
AS5MS-PSA-PAD	PSA	5"	Tapered Edge Non-Vac	AS5MS-PSA
AS6MS-PSA-PAD	PSA	6"	Tapered Edge Non-Vac	AS6MS-PSA
AS3237MS-JH-PAD	J-Hook	3-2/3" x 7"	Non-Vac	AS3237MS-JH
AS3237MS-JV-PAD	J-Hook	3-2/3" X 7"	Vacuum	AS3237MS
AS34MS-JH-PAD	J-Hook	3" x 4"	Non-Vac	AS3237MS
AS34MS-JHV-PAD	J-Hook	3" x 4"	Vacuum	AS34MS
AS6MS-JH-PAD	J-Hook	6"	Tapered Edge Non-Vac	AS6MS
AS6MS-JHV-PAD	J-Hook	6"	Tapered Edge Vacuum	AS6MS
AS3MS-JH-PAD	J-Hook	3"	Tapered Edge Non-Vac	AS3MS
AS3MS-JHV-PAD	J-Hook	3"	Low-Profile Vacuum	AS3MS
AS717-79	N/A	7"	N/A	AS717
AS517-42	N/A	3"	N/A	AS517



ACCESSORIES

WIRE WHEELS



FW110



FW1160



FW1180



FW210



FW2160



FW2180



FW310



FW3160



FW3180



WBKC3



WBKC4



EB118X1KT



EB12VT



EB134X34TCS



EB1X118ST



EB234X78CS



EB34X1ST



WTWS8



WWA6



WBE3502



WBE3503

FLAP WHEELS

- Long life aluminum-oxide flap wheels are made for die grinders with a permanent 1/4" steel shank for quick-changes
- Smooth running/fast cutting, for polishing, blending, surface preparation on steel, aluminum, rubber, wood, plastics, or acrylics
- High quality rugged aluminum oxide paper
- Available in 1", 2", and 3" diameters
- Offered in 60, 80, and 120 grits to suit all jobs

PRODUCT #	GRIT	RPM	SIZE
FW110	Aluminum-Oxide 120	30000	1" x 1" x 1/4"
FW1160	Aluminum-Oxide 60	30000	1" x 1" x 1/4"
FW1180	Aluminum-Oxide 80	30000	1" x 1" x 1/4"
FW210	Aluminum-Oxide 120	25000	2" x 1" x 1/4"
FW2160	Aluminum-Oxide 60	25000	2" x 1" x 1/4"
FW2180	Aluminum-Oxide 80	25000	2" x 1" x 1/4"
FW310	Aluminum-Oxide 120	20000	3" x 1" x 1/4"
FW3160	Aluminum-Oxide 60	20000	3" x 1" x 1/4"
FW3180	Aluminum-Oxide 60	20000	3" x 1" x 1/4"

WIRE END BRUSH

- Adhere to the highest standards and specifications in the industry
- Used for heavy-duty cleaning of large or small metal surfaces, they will attack weld scaling and corrosion, and are very effective for cleaning prior to welding, rust and paint removal, steel tank cleaning, and many other cleaning and rust removal applications

PRODUCT #	DIAMETER X LENGTH	RPM	STYLE
EB118X1KT	1-1/8" x 1"	20000	Knotted on 1/4" Shaft
EB12VT	1/2" x 1-1/8"	20000	Crimped on 1/4" Shaft
EB134X34TCS	1-3/4" x 3/4" Trim	4500	Crimped on 1/4" Shaft
EB1X118ST	1" x 1-1/8"	20000	Crimped on 1/4" Shaft
EB234X78CS	2-3/4" x 7/8" Trim	4500	Crimped on 1/4" Shaft
EB34X1ST	3/4" x 1"	20000	Crimped on 1/4" Shaft
WBKC3	3" x 5/8"	9000	Twist Knotted
WBKC4	4" x 5/8"	8500	Twist Knotted
WTWS8	8" x 1/2" x 5/8"	8500	Twist Knotted
WWA6	6" x 1/2" x 5/8"	6000	Medium Face Crimped
WBE3502	2"	20000	Encapsulated Wire
WBE3503	3"	20000	Encapsulated Wire



PBBS819DF
36-PC. PROFESSIONAL BORE BRUSH SET

- Clean bushings, ports, tubes, holes, channels, sockets, brake guides, and much more
- Thirty-six brushes: steel, brass, and nylon
- 8mm - 19mm with 1/4" Hex shank
- Twisted wires for increased cleaning function
- Comes in a rugged plastic case

Applications include: cylinder head bolt holes, clogged EGR ports, corroded light sockets, battery terminal clamps, transmission valve bodies, punch die cleaning, custom fixture maintenance, transfer case guide holes, and surface rust removal brushes

WARNING: This product contains chemicals known to the State of California to cause cancer, and birth defects or other reproductive harm.

PRODUCT #	DESCRIPTION	SIZE	SETS
PBBS819DF	36-PC. PROFESSIONAL BORE BRUSH SET		
PBBS36-08B	Brass Tube Brush	8mm	•
PBBS36-08N	Nylon Tube Brush	8mm	•
PBBS36-08S	Steel Tube Brush	8mm	•
PBBS36-09B	Brass Tube Brush	9mm	•
PBBS36-09N	Nylon Tube Brush	9mm	•
PBBS36-09S	Steel Tube Brush	9mm	•
PBBS36-10B	Brass Tube Brush	10mm	•
PBBS36-10N	Nylon Tube Brush	10mm	•
PBBS36-10S	Steel Tube Brush	10mm	•
PBBS36-11B	Brass Tube Brush	11mm	•
PBBS36-11N	Nylon Tube Brush	11mm	•
PBBS36-11S	Steel Tube Brush	11mm	•
PBBS36-12B	Brass Tube Brush	12mm	•
PBBS36-12N	Nylon Tube Brush	12mm	•
PBBS36-12S	Steel Tube Brush	12mm	•
PBBS36-13B	Brass Tube Brush	13mm	•
PBBS36-13N	Nylon Tube Brush	13mm	•
PBBS36-13S	Steel Tube Brush	13mm	•
PBBS36-14B	Brass Tube Brush	14mm	•
PBBS36-14N	Nylon Tube Brush	14mm	•
PBBS36-14S	Steel Tube Brush	14mm	•
PBBS36-15B	Brass Tube Brush	15mm	•
PBBS36-15N	Nylon Tube Brush	15mm	•
PBBS36-15S	Steel Tube Brush	15mm	•
PBBS36-16B	Brass Tube Brush	16mm	•
PBBS36-16N	Nylon Tube Brush	16mm	•
PBBS36-16S	Steel Tube Brush	16mm	•
PBBS36-17B	Brass Tube Brush	17mm	•
PBBS36-17N	Nylon Tube Brush	17mm	•
PBBS36-17S	Steel Tube Brush	17mm	•
PBBS36-18B	Brass Tube Brush	18mm	•
PBBS36-18N	Nylon Tube Brush	18mm	•
PBBS36-18S	Steel Tube Brush	18mm	•
PBBS36-19B	Brass Tube Brush	19mm	•
PBBS36-19N	Nylon Tube Brush	19mm	•
PBBS36-19S	Steel Tube Brush	19mm	•



ACCESSORIES

GRINDING STONES



VRSAW7 7-PC. GRIND AND DEBURR STONE SET

- Assortment of aluminum-oxide grinding points
- Excellent for general grinding, polishing, and deburring
- 1-1/2" Long x 1/4" diameter shanks

INCLUDES	DIAMETER MM / IN.	THICKNESS MM / IN.	RPM
Porting Wheel	19.1 / 3/4"	63.5 / 2-1/2"	19800
Porting Wheel	19.1 / 3/4"	31.8 / 1-1/4"	48000
Mounted Point	9.5 / 3/8"	25.4 / 1"	55200
Mounted Point	12.7 / 1/2"	38.1 / 1-1/2"	30370
Mounted Point	17.46 / 11/16"	6.4 / 1/4"	48000
Mounted Point	25.4 / 1"	25.4 / 1"	34500
Mounted Point	31.8 / 1-1/4"	6.4 / 1/4"	30560



VRSAW9 9-PC. GENERAL PURPOSE COARSE STONE SET

- Assortment of coarse 24-grit abrasive, multi-purpose grinding wheels
- Fast stock removal; for mild steel and cast iron-high removal rate

INCLUDES	DIAMETER MM / IN.	THICKNESS MM / IN.	RPM
Porting Wheel	17.5 / 11/16"	31.8 / 1-1/4"	48000
Mounted Point	9.5 / 3/8"	31.8 / 1-1/4"	45750
Mounted Point	15.9 / 5/8"	25.4 / 1"	35250
Mounted Point	19.1 / 3/4"	25.4 / 1"	34500
Mounted Point	19.1 / 3/4"	28.6 / 1-1/8"	45000
Mounted Point	25.4 / 1"	9.5 / 3/8"	38200
Mounted Point	25.4 / 1"	15.9 / 5/8"	38200
Mounted Point	25.4 / 1"	25.4 / 1"	34500
Mounted Point	25.4 / 1"	25.4 / 1"	35620



290-01 120V DREMEL ENGRAVER

- This unique kit lets you engrave or decorate a wide variety of materials, including metal, plastic, glass, ceramic, wood and leather
- Letter and number template makes etching words and numbers simple
- Replaceable carbide point gives you the power to engrave on most surfaces
- 6-Ft. power cord



ACCESSORIES

CARBIDE BURRS

- Precision shanks are a full 6" long
- Heavy-duty burr heads
- Use with any of our 1/4" collet die grinders
- Ideal for use in many aircraft applications
- Removes burrs on most metals, cast iron, or welding areas



CB3L-A 3-PC. LONG CARBIDE BURR SET

PRODUCT #	SHAPE	SIZE	SET
CB3L-A	3-PC. Long Carbide Burr Set		
CBC3L	Cylinder Radius End Burr	3/8"	•
CBE3L	Oval Carbide Burr	3/8"	•
CBF3L	Tree Radius Burr	3/8"	•



CB3LA-A 3-PC. LONG NON-FERROUS CARBIDE BURR SET

PRODUCT #	SHAPE	SIZE	SET
CB3LA-A	3-PC. Long Non-Ferrous Carbide Burr Set		
04865-CBE3NF-L6	Cylinder Radius End Burr	3/8"	•
04865-SC3NFL6	Oval Carbide Burr	3/8"	•
04865-SF3NFL6	Tree Radius Burr	3/8"	•



CB8TS-A 8-PC. TITANIUM-COATED CARBIDE BURR SET

- Most popular 1/4" shank titanium coated burrs
- Metal index case

PRODUCT #	SHAPE	SIZE	SET
CB8TS-A	8-PC. Titanium Coated Carbide Burr Set		
CB1NFT	Non-Ferrous Burr-Titanium	1/4" x 5/8"	•
CBA1T-A	Cyl/RadiuS-Titanium	1/4" x 5/8" x 1/4"	•
CBC3T-A	Burr/Cyl E/C-Titanium	1/4" x 3/4" x 1/4"	•
CBD2T-A	Ball Burr-Titanium	5/16" x 1/4"	•
CBE3T-A	Oval Burr-Titanium	3/8" x 5/8"	•
CBF3T-A	Tree Radius Burr-Titanium	3/8" x 3/4"	•
CBG3T-A	Tree Point-Titanium	3/8" x 3/4"	•
CBL3T-A	Taper-Titanium	3/8" x 1-1/16"	•



CBM8TS-A 8-PC. MINI TITANIUM CARBIDE BURR SET

- 1/8" Shank
- 1/4" to 1/8" Adapter
- Metal index case

PRODUCT #	SHAPE	SIZE	SET
CBM8TS-A	8-PC. Mini Titanium Carbide Burr Set		
CBA43T-A	Burr Cylindrical-Titanium	1/8"	•
CBC42T-A	Burr Cylindrical w/ Rad End-Titanium	1/8"	•
CBD42T-A	Burr Ball End-Titanium	1/8"	•
CBE41T-A	Burr Oval Shape-Titanium	1/8"	•
CBF42T-A	Tree With Radius-Titanium	1/8"	•
CBG44T-A	Burr Tree w/ Pntd End-Titanium	1/8"	•
CBL42T-A	Burr Taper-Titanium	1/8"	•
CBM42T-A	Burr Cone 14°-Titanium	1/8"	•
M2531-A	Collet Adapter	1/4" M to 1/8" F	•





CARBIDE BURRS

- For use with 1/4" high-speed grinders
- Removes burrs from sheet metal or cast iron
- Cleans up welding areas
- Maximum RPM rating of 30,000



PRODUCT #	FLUTE MM / IN.	HEAD MM / IN.	SHAPE	SET
CBD-TOOLS-A	19-PC. Acrylic Display Carbide Burr Set			
CB5S-A	5-PC. Miscellaneous Carbide Burr Set			
CB4S-A	4-PC. Miscellaneous Carbide Burr Set			
CB3NFS	3-PC. Non-Ferrous Carbide Burr Set			
CBA1-A	19.1 / 3/4"	6.4 / 1/4"	Cylindrical	• • •
CBA5-A	25.4 / 1"	12.7 / 1/2"	Cylindrical	•
CBC3-A	19.1 / 3/4"	9.5 / 3/8"	Cylindrical/Radius End	• •
CBC5-A	25.4 / 1"	12.7 / 1/2"	Cylindrical/Radius End	•
CBC5CS-A	6.4 / 1/4"	12.7 / 1/2"	90° Cone	• •
CBC5NF-A	25.4 / 1"	12.7 / 1/2"	Cylindrical/Radius End	• •
CBD2-A	6.4 / 1/4"	7.9 / 5/16"	Ball	• •
CBD5NF-A	11.1 / 7/16"	12.7 / 1/2"	Ball	• •
CBE5-A	22.2 / 7/8"	12.7 / 1/2"	Oval	•
CBF3-A	19.1 / 3/4"	9.5 / 3/8"	Tree/Radius End	•
CBF5-A	25.4 / 1"	12.7 / 1/2"	Tree/Radius End	• • •
CBF5NF-A	25.4 / 1"	12.7 / 1/2"	Tree Radius	•
CBC3-A	19.1 / 3/4"	9.5 / 3/8"	Tree/Pointed End	•
CBL3-A	27 / 1-1/16"	9.5 / 3/8"	Taper (14° Angle)	• •
CBL3NF-A	27 / 1-1/16"	9.5 / 3/8"	14° Taper	• •
CBL4-A	28.6 / 1-1/8"	12.7 / 1/2"	14° Taper/Radius End	•
CBM5-A	22.2 / 7/8"	12.7 / 1/2"	Cone (28° Angle)	• •
CBR3D-A	19.1 / 3/4"	6.4 / 1/4"	Diamond Cut Fiberglass Router	• •
CBR3FL-A	NA	6.4 / 1/4"	Carbide Router for Aluminum and Plexiglass	• •

ACCESSORIES

AIR HAMMER ACCESSORIES

AHBK5P AIR HAMMER BIT KIT

- Five of the most commonly used air hammer blades are packaged in an easy-to-store nylon bag




PRODUCT #	DESCRIPTION	BLADE SIZE MM / IN.	LENGTH MM / IN.	USES	SET
AHBK5P	Air Hammer Bit Kit				
AH8MP	Guide Driver Bit	6.4 / 1/4"	152.4 / 6"	-	
AH1100P	Nut Splitter Bit	19.1 / 3/4"	254 / 10"	For 5/16" Nuts	
AH1101P	Nut Splitter Bit	19.1 / 3/4"	254 / 10"	For 3/8" Nuts	
AH119P	Tie Rod Wedge Bit	16.7 / 21/32"	203.2 / 8"	-	
AH122P	Ball Joint Wedge Bit	23.8 / 15/16"	203.2 / 8"	-	
AH123P	Truck Brake Rivet Punch Bit	NA	152.4 / 6"	-	
AH127P	Body Smoother Hammer Bit	38.1 / 1-1/2"	127 / 5"	-	
AH134P	Drag Link Breaker Hammer Bit	NA	127 / 5"	-	
AH3105P	Claw Ripper Edging Tool with Non-Turn Shank Bit	19.1 / 3/4"	171.5 / 6-3/4"	-	
AH357P	Inside Muffler Cutter Bit	31.8 / 1-1/4"	203.2 / 8"	-	
AH358P	Outside Muffler Cutter Bit	28.6 / 1-1/8"	203.2 / 8"	-	
AH388P	Combination Muffler Cutter Bit	NA	203.2 / 8"	-	
AH902P	Tail Pipe Cutter Bit	25.4 / 1"	177.8 / 7"	For Cutting Tail Pipes with Curved Surfaces	•
AH904P	Bushing Removal Chisel Bit	31.8 / 1-1/4"	158.8 / 6-1/4"	Removes Bushings in Control Arms	
AH905P	Wide Chisel Bit	33.3 / 1-5/16"	165.1 / 6-1/2"	For Scraping Rust and Paint Removal	
AH906P	Bushing Splitter Bit	12.7 / 1/2"	165.1 / 6-1/2"	Removes Idler Arms and Bushings	
AH907P	Claw Ripper Edging Tool Bit	19.1 / 3/4"	139.7 / 5-1/2"	For Cutting Body Panels	•
AH908P	Muffler Cutter Bit	12.7 / 1/2"	190.5 / 7-1/2"	Removes Clamp Type Mufflers	
AH909P	Panel Cutter Bit	19.1 / 3/4"	177.8 / 7"	-	•
AH910LP	Flat Chisel - Long Bit	19.1 / 3/4"	279.4 / 11"	-	
AH910NP	Flat Chisel with Narrow Blade Bit	12.7 / 1/2"	177.8 / 7"	-	
AH910P	Flat Chisel - Standard Bit	19.1 / 3/4"	177.8 / 7"	-	•
AH910XP	Flat Chisel - X-Long Bit	19.1 / 3/4"	457.2 / 18"	-	
AH911P	Tapered Punch Bit	NA	177.8 / 7"	-	•
AH912P	Flat Chisel with Curved Blade Bit	12.7 / 1/2"	139.7 / 5-1/2"	-	
AH913P	Blank Punch Bit	12.7 / 1/2"	177.8 / 7"	-	
AH914P	Spot Weld Breaker Bit	25.4 / 1"	165.1 / 6-1/2"	Removes Undercoating and Other Deadeners	
AH923P	Single Blade Cutter Bit	19.1 / 3/4"	152.4 / 6"	For Panel Cutting, with Pointed End Hole Starter	
AH925XP	Pencil Point Nut Splitter Bit	NA	457.2 / 18"	Long, Extra Sharpened Point for Busting Nuts	
AH945P	Hammer Bit	25.4 / 1"	101.6 / 4"	-	
AH951P	Undercoat Scraper Bit	25.4 / 1"	171.5 / 6-3/4"	-	



AIR HAMMER AND BUFFING ACCESSORIES



AH358P AH388P AH902P AH904P AH905P AH906P AH907P



AH908P AH909P AH910LP AH910NP AH910P AH910XP AH911P



AH912P AH913P AH914P AH923P AH925XP AH945P AH951P



**MERTMAN-A
MANDREL FOR MERT-A**

- 3/8" x 18 male by 5/16" x 24 male threaded adapter



**MSD0498
3" CLEANING/CROSS
BUFF DISC**




**AH5538 (NOT SHOWN)
.401 SHANK 3/8" DRIVE
AIR HAMMER
SOCKET ADAPTER**

**AH5512
.401 SHANK 1/2" DRIVE
AIR HAMMER
SOCKET ADAPTER**



**MERT-A
PIN STRIPE REMOVING TOOL**

- Effectively removes all stripe and molding adhesives with this easy tool
- Used on drills with a mandrel (mandrel sold separately)
- Dimensions: 3-1/2" x 5/8" x 5/16" - 24 Thread
- 4,000 RPM MAX



CROSS BUFFS

PRODUCT #	DESCRIPTION	SIZE
CB1531	Cross Buff Fine Abrasive	1-1/2" 3-Ply
CB1532	Cross Buff Medium Abrasive	1-1/2" 3-Ply
CB1021	Cross Buff Fine Abrasive (10)	1" 2-Ply
CB1022	Cross Buff Medium Abrasive (10)	1" 2-Ply

ACCESSORIES

METAL BLASTING

FOR USE ON
MB6901
FOUND ON
PAGE 409



MMB1-20
BLASTER WIRE
WHEEL ADAPTER KIT



MB6901BHD
DOUBLE HUB FOR
BLACK GRINDING DISC

- Holds two black grinding discs for double the power



MMB1-1
AUTO BODY SHOP KIT



MMB1-4
5-PK. MEDIUM STEEL
BLASTING WHEELS



MMB1-7
5-PK. FINE STAINLESS
BLASTING WHEELS



MMB1-2
MECHANIC'S STARTER KIT



MMB1-5
5-PK. FINE STEEL
BLASTING WHEELS



MMB1-8
5-PK. COARSE STAINLESS
BLASTING WHEELS



MMB1-3
5-PK. COARSE STEEL
BLASTING WHEELS



MMB1-6
3-PK. RUBBER ERASER
BLASTING WHEELS



TB505
MULTI-USE TOOL BAG

TB506
MULTI-USE TOOL ROLLER BAG WITH TELESCOPIC HANDLE

- Special screwdriver and saw compartment
- Flap-top storage pouch
- Durable 1,200 x 1,200D fabric
- Rigid and waterproof plastic bottom

FIND MORE
MOBILE STORAGE
OPTIONS ON
PAGE 50



MTB001
SMALL TOOL BAG

MTB002
MEDIUM TOOL BAG

MTB003
LARGE TOOL BAG

- Industrial-strength materials
- Ergonomic handle design



TBLGORG
ORGANIZER TOOL BAG

- Three interior sections and numerous pockets for easy organization
- Durable 600D polyester material
- Padded shoulder strap

PRODUCT #	DESCRIPTION	OVERALL DIMENSIONS W x H x D (IN.)	OPEN POCKETS	ZIPPERED POCKETS	VELCRO® POCKETS	TOTAL POCKETS	WEIGHT LBS.
MTB001	Tool Bag	13-1/2" x 9" x 8-1/2"	8	-	-	8	1
MTB002	Tool Bag	18-1/2" x 11" x 12"	4	2	4	10	2
MTB003	Tool Bag	24" x 13" x 13"	4	2	4	10	4
TBLGORG	Tool Bag	16" x 12" x 12"	17	-	1	18	5
TB505	Tool Bag	19" x 13-1/2" x 9"	9	1	3	13	8
TB506	Tool Bag	19" x 13-1/2" x 9"	9	1	3	13	12



AIR HOSES AND COUPLERS

AIR HOSES



AS16
SIPHON CURVED
SPRAY GUN

- For applying solvents with compressed air
- Operating pressure range of 35 to 175 psi.
- Flexible neoprene hose



RP900375
REUSABLE END
3/8" FLEXZILLA® AIR HOSE

- Reusable NPT anodized aluminum fitting
- Spiral bend restrictor increases hose flexibility
- Easily repair hose using two wrenches



RP901375
REUSABLE SPLICER
3/8" FLEXZILLA® AIR HOSE

- Reusable anodized aluminum hose splicer
- Easily repair hose using two wrenches



BG221
SIPHON-SPRAY

- Combination blow gun and siphon spray nozzle
- Sprays liquids or applies protective coatings
- 1/4" Female pipe threading with 6' (15.2 m) hose
- Barbed siphon inlet fits 1/4" i.d. hose or tubing



AS13
STRAIGHT-TIP SIPHON
SPRAY GUN

- Ideal for applying solvents with compressed air
- Operating range: 35 psi. - 175 psi.
- Flexible neoprene hose
- 6' Hose



HFZP3806YW2B
3/8" X 6' BALL
SWIVEL WHIP HOSE

- Made from engineered hybrid polymer so it's easy to flex and will not kink in cold weather
- Lightweight and easy to handle
- Excellent abrasion resistance to reduce damage when dragged
- Reinforced bend restrictor



AL2000-FZ
CHUCK INFLATOR WITH
FLEXZILLA® HOSE

- Straight-on chuck with 12 in. Flexzilla® air hose
- Heavy duty gauge with 1/4 in. NPT
- Indicator bar is calibrated in 2 psi increments from 20-100 psi (Full range: 20-170 psi)
- Brass internal parts



AL2025FZ-2
CHUCK INFLATOR WITH
FLEXZILLA® HOSE

- Extreme all-weather flexibility (-40° to 140°F)
- Range: 10psi - 170psi
- Lays flat - no memory
- Quick-connect plug and coupler system
- Durable abrasion-resistant outer cover
- Trigger actuated deflate function

3/8" FLEXZILLA® AIR HOSE

- Made from engineered hybrid polymer to flex easily and will not kink in cold weather
- Lightweight and easy to handle
- Excellent abrasion resistance to reduce damage when dragged
- Reinforced bend restrictor

PRODUCT #	DIAMETER IN. / MM	LENGTH IN. / MM
HFZ3825YW2	3/8" / 9.5	25' / 7.6
HFZ3850YW2	3/8" / 9.5	50' / 15.2



HFZG12050QN GARDEN HOSE KIT

- Extreme all-weather flexibility
- Won't kink under pressure
- Lightweight, coils easily
- Durable abrasion-resistant outer cover
- 3/4 in. - 1 1/2 GHT fittings both ends
- Max. working pressure at 70°F: 150 psi

INCLUDES:

- (1) Garden Hose with Quick Connect Couplers
- (1) Hose hanger
- (1) Nozzle
- (1) Adapter for spigot
- (2) Garden hose attachment adapters

DIAMETER IN. / MM	LENGTH IN. / MM
3/8" / 9.5	50' / 15.2



HFZP3850YW2 FLEXZILLA® PRO FIELD REPAIRABLE AIR HOSE

- Extreme all-weather flexibility, even in sub-zero temperatures (-40 to 140° F)
- Field repairable – reusable anodized aircraft aluminum fittings
- Lays flat, no memory
- Superior bend radius
- Kink-resistant under pressure
- Maximum working pressure at 70°: 300 PSI
- 3:1 Safety factor
- Excellent abrasion-resistant outer cover

INCLUDES:

Spiral Bend Restrictors For Increased Flexibility

DIAMETER IN. / MM	LENGTH IN. / MM
3/8" / 9.5	50' / 15.2



L8250 3/8" X 50' AIR HOSE REEL



HFZ38250YW FLEXZILLA® BULK AIR HOSE

- Extreme all-weather flexibility, even in sub-zero temperatures (-40 to 140° F)
- Lays flat, no memory
- Superior bend radius
- Kink-resistant under pressure
- Maximum working pressure: 300 PSI
- 3:1 Safety factor
- Excellent abrasion-resistant outer cover
- Made from premium hybrid polymer

DIAMETER IN. / MM	LENGTH IN. / MM
3/8" / 9.5	250' / 76.2



L8305FZ 3/8" X 50' FLEXZILLA® AIR HOSE REEL

- Unique winding system automatically layers hose ensuring that the hose is coiled smoothly, easily, and every time
- Adjustable hose stopper - increase or decrease the length of the hose that remains when hose is fully retracted
- 7-Position locking bracket can swivel freely on a mounting bracket up to 135°
- Latching mode switch latches hose every 3' or immediate automatic rewinding
- Extra large swivel - a 3/4" swivel inlet reduces flow restrictions and allows for Maximum flow
- Freestanding base allows reel to rest on ground
- Kink-resistant under pressure
- Extreme all-weather flexibility, even in sub-zero temperatures (-40 to 140° F)
- Maximum working pressure: 300 PSI
- 3:1 Safety factor
- Excellent abrasion-resistant outer cover

DIAMETER IN. / MM	LENGTH IN. / MM
3/8" / 9.5	50' / 15.2

Flexzilla® is a trademark of Weems Industries, Inc.

AIR HOSES AND COUPLERS

COUPLERS



NIPPLE PRODUCT #	DESCRIPTION	COUPLER PRODUCT #	DESCRIPTION
ARO 210 STYLE FITTINGS			
A2609BP	1/4" Female Nipple	A210BP	1/4" Female NPT Coupler
A2608BP	1/4" Male Nipple	-	-
LINCOLN STYLE FITTINGS			
L661BP	1/4" Female Nipple	L815-5BP	1/4" Female NPT Coupler
L659BP	1/4" Male Nipple	-	-
INDUSTRIAL MILTON STYLE FITTINGS			
M728BP	1/4" Female Nipple	M715BP*	1/4" Female Coupler
M727BP*	1/4" Male Nipple	M716BP	1/4" Male Coupler
TRUFLATE STYLE FITTINGS			
T12135BP	1/4" Female Nipple	T13610-5BP	3/8" Coupler Body Female 1/4" NPT
T13135BP	1/4" Female NPT Coupler Trup - 10-PK.	T13612-5BP	3/8" Coupler Body Female 3/8" NPT
T13125BP	1/4" Male NPT Coupler		

***M711BP 1/4" COUPLER AND NIPPLE SET** Includes: M727BP and M715BP



A53000FZK1 60-PC. FLEXZILLA® PRO HIGH FLOW ACCESSORY BIN KIT

- 300 psi Max air pressure
- Bin with six Flip Open Trays

PRODUCT #	QUANTITY	CONNECTION TYPE	MATERIAL	
A53457FZ	7-PC. Flexzilla® Pro High Flow Coupler and Plug Kit			
A53416FZ-X	1	1/4" FNPT	Steel/Aluminum	•
A53426FZ-X	1	1/4" MNPT	Steel/Aluminum	•
A53440FZ-X	2	1/4" MNPT	Nickel Plated Steel	•
A53440FZBS-X	3	1/4" MNTP	Nickel Plated Steel	•

PRODUCT #	QUANTITY	CONNECTION TYPE	MATERIAL	
A53000FZK1	60-PC. Flexzilla® Pro High Flow Accessory Bin Kit			
A53416FZ-X	10	1/4" FNPT	Steel/Aluminum	•
A53426FZ-X	10	1/4" MNPT	Steel/Aluminum	•
A53430FZ-X	10	1/4" FNPT	Nickel Plated Steel	•
A53440FZ-X	20	1/4" MNPT	Nickel Plated Steel	•
A53440FZBS-X	10	1/4" MNTP	Nickel Plated Steel	•

Flexzilla® is a trademark of Weems Industries, Inc.

GREAT TO WORK WITH™



AFC90
1/4" FEMALE HI-FLO
COUPLER BODY

AFC91
1/4" MALE HI-FLO
COUPLER BODY

AFCP91
1/4" MALE HI-FLO
COUPLER PLUG

- Great for HVLP paint equipment, and high-volume tools
- Improves air tool performance



AR983
CLICK-TYPE MINI BRASS
AIR REGULATOR

- 1/4" Male x 1/4" female NPT



**UNIVERSAL
SWIVEL ADAPTERS**

- Rotates 360° for easy maneuverability

PRODUCT #	SIZE
AS60B	1/4" NPTM x 1/4" Female Threads
AS70B	3/8" NPTM x 3/8" Female Threads



AR981
AIR REGULATOR WITH
PRESSURE GAUGE

- 1/4" Female x 1/4" female
- Connect in-line at spray paint gun or any pneumatic tool where exact operating air pressure is required
- Adjust regulator to desired reading; gauge is graduated to over 160 PSI



CORDLESS TOOLS

20V MAX* TOOLS

MCD701 (TOOL ONLY)
**12V MAX* 3/8" BRUSHLESS
DRILL/DRIVER**

MCD701G2
**12V MAX* 3/8" BRUSHLESS
DRILL/DRIVER KIT**

INCLUDES:

- (1) MCD701 - 12V MAX* 3/8" Drive Brushless Drill/Driver
- (1) MBR124 - 12V MAX R-Spec™ 3-Ah Li-Ion Battery
- (1) MCB112 - 12V-20V MAX* Battery Charger



MCF901 (TOOL ONLY)
**12V MAX* 1/4" BRUSHLESS
IMPACT WRENCH**

MCF901G2
**12V MAX* 1/4" BRUSHLESS
IMPACT WRENCH KIT**

INCLUDES:

- (1) MCF901 - 12V MAX* 1/4" Drive Brushless Impact Wrench
- (1) MBR124 - 12V MAX R-Spec™ 3-Ah Li-Ion Battery
- (1) MCB112 - 12V-20V MAX* Battery Charger



* With respect to 12V MAX* Maximum initial battery pack voltage (measured without a workload) is 12V; Measured under a workload, nominal voltage is 10.8
* With respect to 20V MAX* Maximum initial battery pack voltage (measured without a workload) is 20V; Measured under a workload, nominal voltage is 18

MCK314GJ1G1
12V MAX* MAC TOOLS® & DEWALT®
3 TOOL COMBO KIT

INCLUDES:

- (1) DCF903 - DEWALT® 3/8" Drive Brushless Impact Wrench
- (1) MCF601 - Mac Tools® 1/4" Drive Brushless Screwdriver
- (1) MCL510 - Mac Tools® .12V LED Work Light
- (1) DCB126G - DEWALT® 12V Max* 5.0AH Battery Pack
- (1) DCB124G - DEWALT® 12V Max* 3.0AH Battery Pack
- (1) DCB112 - DEWALT® 12/20V Max* Lithium-Ion Battery Charger



MCK412GJ1G1
12V MAX* MAC TOOLS® & DEWALT®
4 TOOL COMBO KIT

INCLUDES:

- (1) DCF903 - DEWALT® 3/8" Drive Brushless Impact Wrench
- (1) MCF801 - Mac Tools® 12V Max* 1/4" Drive Brushless Impact Driver
- (1) MCD701 - Mac Tools® 12V Max* 3/8" Drive Brushless Drill Driver
- (1) MCL510 - Mac Tools® 12V LED Work Light
- (1) DCB126G - DEWALT® 12V Max* 5.0AH Battery Pack
- (1) DCB124G - DEWALT® 12V Max* 3.0AH Battery Pack
- (1) DCB112 - DEWALT® 12/20V Max* Lithium-Ion Battery Charger



DCF901 (TOOL ONLY)
XTREME™ 12V MAX*
BRUSHLESS 1/2" DRIVE
CORDLESS IMPACT WRENCH

DCF901GJ1G1
XTREME™ 12V MAX*
BRUSHLESS 1/2" DRIVE
CORDLESS IMPACT WRENCH KIT



DCF903 (TOOL ONLY)
XTREME™ 12V MAX*
BRUSHLESS 3/8" DRIVE
CORDLESS IMPACT WRENCH

DCF903GJ1G1
XTREME™ 12V MAX*
BRUSHLESS 3/8" DRIVE
CORDLESS IMPACT WRENCH KIT





GUARANTEED TOUGH.®

SECTION

9

DEWALT® *TOOLS*



SUB-CATEGORIES:

450

FLEXVOLT® POWERED

478

RADIOS AND LIGHTS

455

20V MAX* CORDLESS

480

AIR MOVERS

472

12V MAX* CORDLESS

482

CORDED TOOLS

476

BATTERIES AND CHARGERS

492

ACCESSORIES



POWER OF CORDED. FREEDOM OF CORDLESS™

With Industry-changing batteries and a lineup of ground-breaking tools, the FLEXVOLT® cordless system has the power to change how work gets done.

The FLEXVOLT® battery's ability to automatically change between two voltages gives users a serious advantage in efficiently completing their tasks. It's the battery that not only powers, but improves the runtime of our DEWALT® 20V MAX* tools, so you don't have to invest in a whole new system. It's the battery that brings the power of corded to a new lineup of 60V MAX* and 120V MAX* DEWALT® tools so you can finally work on a fully cordless jobsite.



DEWALT®

FLEXVOLT

The dual-voltage 20V / 60V MAX* FLEXVOLT® batteries automatically changes voltage when you change tools, providing up to 6x runtime.**

(20V MAX tools and the power of corded in 60V MAX and 120V MAX tools.)*



DCB609G
20V/60V MAX* FLEXVOLT®
OIL-RESISTANT BATTERY (9.0AH**)



DCB606
20V/60V MAX* FLEXVOLT®
6.0AH BATTERY

DCB606-2
20V/60V MAX* FLEXVOLT®
6.0AH BATTERY 2PK



DCB609
20V/60V MAX* FLEXVOLT®
9.0AH BATTERY

DCB609-2
20V/60V MAX* FLEXVOLT®
9.0AH BATTERY 2PK



DCB612
20V/60V MAX* FLEXVOLT®
12.0AH BATTERY

* Maximum initial battery voltage (measured without a workload) is 20 and 60 volts. Nominal voltage is 18 and 54.
** Amp hours (Ah) are measured in 20V MAX* mode.



FLEXVOLT® POWERED GRINDER AND SAWS

DCG418B (TOOL ONLY)

DCG418X1

DCG418X2 (KIT W/ TWO BATTERIES)

60V MAX* BRUSHLESS GRINDER POWERED BY FLEXVOLT® KIT

- 13-Amp Equivalent motor as compared to a D28144 corded unit
- Brake engages when trigger is released, stopping speeds of 1.5 seconds with standard grinding wheel (4-1/2" x 1/4")
- Bonded abrasive wheel, non-hubbed)
- Kickback brake and E-Clutch® activates in less than a tenth of a second when a pinch/stall is detected, shutting down the motor
- 9,000 RPM speed allows for up to 6" wheel size for both cutting and grinding applications.

DCG418X1 INCLUDES:

(1) DCG418 Grinder	(1) 4-1/2" (115mm) Type 27 Wheel
(1) DCB609 20V/60V MAX* FLEXVOLT® 9.0Ah/3.0Ah Li-Ion Battery	(1) 4-1/2" (115mm) Type 27 Guard
(1) DCB1106 Fast Charger	(1) 6" (150mm) Type 27 Guard



FLEXVOLT

FLEXVOLT



DCS389B (TOOL ONLY)

DCS389X1

DCS389X2 (KIT W/ TWO BATTERIES)

60V MAX* BRUSHLESS RECIPROCATING SAW POWERED BY FLEXVOLT® KIT

- Power of corded with the freedom of cordless
- Keyless lever-action blade clamp for easy blade changes
- 0 - 3,000 SPM and a 1-1/8" stroke length for efficient cutting
- Variable-speed trigger allows user to instantly control speed
- LED light helps to illuminate dark jobsite work areas
- Pivoting shoe provides leverage for different applications

DCS389X2 INCLUDES:

(1) DCS389 Reciprocating Saw	(1) Blade
(2) DCB609 20V/60V MAX* FLEXVOLT® 9.0Ah/3.0Ah Li-Ion Battery	(1) Kit Bag
(1) DCB118 20/60V MAX* Fast Charger	

DCSS578B (TOOL ONLY)

DCS578X1

DCS578X2 (KIT W/ TWO BATTERIES)

FLEXVOLT® 60V MAX* BRUSHLESS CIRCULAR SAW POWERED BY FLEXVOLT® KIT

- Depth of cut 2-9/16"
- 60V 7-1/4" Brushless circular saw delivers the power of corded with portability and convenience of cordless
- Brake stops the blade after the trigger is released

DCS578X2 INCLUDES:

(1) DCS575 7-1/4" (184 mm) Circular Saw
(2) DCB609 20V/60V MAX* FLEXVOLT® 9.0Ah/2.0Ah Li-Ion Battery
(1) DCB118 20/60V MAX* Fast Charger
(1) DEWALT® 7-1/4" (184mm) Diameter Saw Blade



FLEXVOLT

* Maximum initial battery voltage (measured without a workload) is 20 and 60 volts. Nominal voltage is 18 and 54.

452

DEWALT



WARNING: Cancer and Reproductive Harm - p65warnings.ca.gov
For more info click-on MACTOOLS.COM/PROP65



DCB1800B
1,800-WATT PORTABLE POWER STATION AND PARALLEL BATTERY CHARGER

- Not only can the 1,800-watt Portable Power Station™ power a corded tool remotely, but it also becomes a multi-port parallel charger for up to four DEWALT® 20V MAX* Batteries (including FLEXVOLT®)
- Able to run most corded tools, it provides 1,800-watts (15 amps) continuous power and 3,600 watts peak power
- Runs on four DEWALT® 20V MAX* batteries (including FLEXVOLT®), and for high power applications, four 20V MAX* 3.0Ah DEWALT® Batteries (DCB200) or higher amp hour are recommended to provide the best results

DCK2100D1T1
20V MAX* BRUSHLESS 2-TOOL KIT INCLUDING HAMMER DRILL/DRIVER WITH FLEXVOLT® ADVANTAGE™

The DCK2100D1T1 features our DCD996 20V MAX* 1/2" three speed Hammerdrill and DCF887 20V MAX* 1/4" three speed Impact Driver. This kit comes with one 60V MAX* FLEXVOLT® Li-Ion battery, one 20V MAX* XR® Li-Ion compact battery and Fast Charger.

INCLUDES:

- (1) DCD999 20V MAX* XR® 1/2" Three Speed Hammerdrill
- (1) DCF887 20V MAX* XR® 1/4" Impact Driver
- (1) DCB203 20V MAX* XR® 2.0Ah Li-Ion Battery
- (1) DCB606 20V/60V MAX* FLEXVOLT® 6.0Ah/2.0Ah Li-Ion Battery
- (1) DCB1106 Fast Charger
- (1) 360° Side Handle
- (1) Kit Bag



MADE IN THE ★★★★★
USA
 WITH GLOBAL MATERIALS

This tool has been PROUDLY MADE IN THE USA with global components.

FLEXVOLT® POWERED COMPRESSOR AND AREA LIGHT



This tool has been
PROUDLY MADE IN THE USA
with global components.



DCC2520T1

**20V MAX* 2.5 GAL CORDLESS AIR
COMPRESSOR POWERED BY FLEXVOLT® KIT**

• XXXX

DCL079R1

**STACKABLE CORDED/CORDLESS LED AREA LIGHT
WITH TOOL CONNECT™ AND BUILT-IN CHARGER KIT**

- LAST SEEN feature helps reduce wasted time and money by providing the street address of where the light was last in range of your Tool Connect™ enabled device
- Remotely turn light on/off and program light with scheduled times using Tool Connect™ app
- 7,000 lumen output
- Once you've downloaded the Tool Connect™ app, easily pair with the app by holding down the pair button for 3-5 seconds
- Compatible with any 20V MAX* or FLEXVOLT® battery
- AC outlets provides flexibility and convenience to daisy chain lights or power for corded tool
- On-board charger with door lock option for security Instant on/off with no warm-up, dimming as low as 500 lumens

INCLUDES:

- (1) DCL070 Area Light
- (1) DCB606 FLEXVOLT® Battery
- (1) Charger



DCL074 (TOOL ONLY)

**TOOL CONNECT™ 20V MAX*
ALL-PURPOSE CORDLESS WORK LIGHT**

- LED provides natural white light for jobsite illumination
- Set up with freestanding, tripod-mounted (sold separately), or hanging via hook
- Durable impact-resistant design stands up to jobsite conditions
- IP-54 rating for weather and dust resistance



454

DEWALT



WARNING: Cancer and Reproductive Harm - p65warnings.ca.gov
For more info click on MACTOOLS.COM/PROP65

* With respect to 20V MAX* Maximum initial battery pack voltage (measured without a workload) is 20V; Measured under a workload, nominal voltage is 18V
* Maximum initial battery voltage (measured without a workload) is 20 and 60 volts; Nominal voltage is 18 and 54.

20V MAX* CORDLESS COMBO KITS

09

DEWALT

DCK695P2

20V MAX* XR® BRUSHLESS 6-TOOL COMBO KIT

- DEWALT® built high power, high efficiency brushless motor that delivers up to 75% more runtime vs. 18v NiCad brushed motors
- A heavy-duty 1/2" ratcheting nitro-carburized metal chuck with carbide inserts for superior bit gripping strength



INCLUDES:

- | | | |
|---|--|---|
| (1) DCD996B 20V MAX* XR® Brushless Li-Ion Three Speed Hammerdrill | (1) DCL040 20V MAX* LED Work Light | (2) DCB205 20V MAX* Premium XR® 5.0Ah Li-Ion Battery Pack |
| (1) DCF887B 20V MAX* XR® 1/4" Three Speed Impact Driver | (1) DCG413 20V MAX* XR® 5in. Angle Grinder with Kickback Brake | (1) DCB115-BOX 12V MAX* - 20V MAX* Li-Ion Battery Charger |
| (1) DCS570 20V MAX* 7-1/4" Cordless Circular Saw | (1) DCS367B 20V MAX* XR® Brushless Compact Reciprocating Saw | (1) Kit Bag |

DCK592L2

20V MAX* 5-TOOL COMBO KIT

- DCD985 20V MAX* hammerdrill with three speed all-metal transmission and 1/2" all metal ratcheting chuck delivers 535 MWO performance, faster application speed, and superior bit retention
- DCS380 20V MAX* reciprocating saw with 4-Position keyless blade clamp that allows for quick blade change without touching blade or reciprocating shaft
- DCF885 20V MAX* 1/4" impact driver features three LED lights with 20-second delay to provide visibility without shadows
- DCS391 20V MAX* circular saw with lightweight magnesium shoe and 6-1/2" carbide blade can cut 2x4's at a 45° angle in a single pass
- DCL040 20V MAX* LED work light delivers 110 lumens of light output



INCLUDES:

- | | |
|--------------------------------|---|
| (1) DCD985 1/2" Hammer Drill | (2) 20V MAX* Li-Ion 3.0Ah Battery Packs |
| (1) DCS380 Reciprocating Saw | (1) Charger |
| (1) DCS391 6-1/2" Circular Saw | (1) 360° Side Handle |
| (1) DCF885 1/4" Impact Driver | (1) Belt Hook |
| (1) DCL040 LED Work Light | |



20V MAX* CORDLESS

COMBO KITS

DCK594P2

20V MAX* XR® BRUSHLESS 5-TOOL COMBO KIT

- DCD996B has a DEWALT® built high power, high efficiency brushless motor that delivers up to 75% more runtime vs. 18v NiCad brushed motors. A heavy-duty 1/2" ratcheting nitro-carburized metal chuck with carbide inserts for superior bit gripping strength
- DCF887B has a DEWALT® built brushless motor for longer run time
- DCS570 uses a 7-1/4" Blade to provide 2-9/16" Cutting Capacity at 90°. Has runtime to complete 330 crosscuts in 2x4 (pine)
- DCS367B has a Variable-speed trigger with 0-2900 SPM
- DCL040 20V MAX* LED work light delivers 110 lumens of light output



INCLUDES:

- | | |
|-------------------------------|---|
| (1) DCD996B Hammerdrill | (2) DCB205 20V MAX* Premium XR® 5.0Ah Li-Ion Battery Pack |
| (1) DCF887B Impact Driver | (1) DCB115-BOX 12V MAX* - 20V MAX* Li-Ion Battery Charger |
| (1) DCS570 Circular Saw | (1) Kit Bag |
| (1) DCL040 Work Light | |
| (1) DCS367B Reciprocating Saw | |

DCK1020D2

20V MAX* 10-TOOL COMBO KIT



* With respect to 20V MAX* Maximum initial battery pack voltage (measured without a workload) is 20V. Measured under a workload, nominal voltage is 18V

DCK560D1M1
20V MAX* 5-TOOL COMBO KIT



DCK590L2
20V MAX* LITHIUM ION
5-TOOL COMBO KIT



20V MAX* CORDLESS

COMBO KITS



DCK489D2

20V MAX* 4-TOOL COMBO KIT

- **DCD985** 20V MAX* hammerdrill with three speed all-metal transmission and 1/2" all-metal ratcheting chuck delivers 535 MWO performance, faster application speed, and superior bit retention
- **DCS381** 20V MAX* reciprocating saw with keyless blade clamp allows for quick blade change without touching blade or reciprocating shaft
- **DCF885** 20V MAX* 1/4" impact driver features three LED lights with 20-second delay to provide visibility without shadows
- **DCL040** 20V MAX* LED worklight delivers 110 lumens of light output

INCLUDES:

- | | |
|---|----------------------|
| (1) DCD985 1/2" Hammerdrill | (1) Charger |
| (1) DCS381 Reciprocating Saw | (1) 360° Side Handle |
| (1) DCF885 1/4" Impact Driver | (1) Belt Hook |
| (1) DCL040 LED Worklight | (1) Kit Bag |
| (2) 20V MAX* Li-Ion 3.0Ah Battery Packs | |



DCK487D1M1

20V MAX* XR® BRUSHLESS 4-TOOL COMBO KIT

- **DCD791** and **DCF887** both have a DEWALT® built brushless motor which delivers up to 75% more run time
- **DCD791** has 3-Mode LED lights with a spotlight mode
- **DCF887** has three speed settings for versatility with Precision Drive™ for added control
- **DCS367** has a Variable-speed trigger with 0-2900 SPM
- **DCL040** is a bright flashlight to illuminate your work area with LED output of 110 lumens

INCLUDES:

- | | |
|---|--|
| (1) DCD791B Compact Drill/Driver | (2) DCB203 Lithium Ion Battery Pack |
| (1) DCF887B 1/4" Impact Driver | (1) Fast Charger |
| (1) DCS367 Compact Reciprocating Saw | (1) Kit Bag |
| (1) DCL040 Work Light | |



DCK397HM2 **20V MAX* 3-TOOL COMBO KIT**

- **DCF899H** 20V MAX* XR® Brushless HIGH-TORQUE Impact Wrench with Hog Ring Anvil delivers up to 700 ft-lbs. of max torque and 1,200 ft-lbs. of max breakaway torque
- **DCF899H** 20V MAX* XR® Brushless HIGH-TORQUE Impact Wrench with Hog Ring Anvil provides Multi-speed control for a variety of applications (0-400 / 1,200 / 1,900 RPM)
- **DCGG571** 20V MAX* Li-Ion Grease Gun - Powerful motor delivers 10,000 max psi to power through clogged grease fittings
- **DCGG571** 20V MAX* Li-Ion Grease Gun - High-volume pump pushes up to 5.0 oz/min high-flow applications

INCLUDES:

- | | |
|--|---|
| (1) DCF899H Impact Wrench with Hog Ring | (2) DCB204 20V MAX* Li-Ion 4AH Battery Packs |
| (1) DCGG571 Grease Gun | (1) Charger |
| (1) DCL043 Jobsite LED Spotlight | (1) Kit Bag |



DCK398HM2 **20V MAX* 3-TOOL COMBO KIT**

- **DCF899** 20V MAX* XR Brushless High Torque Impact Wrench with Hog Ring Anvil delivers up to 700 ft-lbs of max torque and 1,200 ft-lbs of max breakaway torque
- **DCF899** 20V MAX* XR Brushless High Torque Impact Wrench with Hog Ring Anvil provides Multi-speed control for a variety of applications (0-400 / 1,200 / 1,900 RPM)
- **DCF883** 20V MAX* Lithium Ion 3/8" Impact Wrench provides three (3) LED lights with 20 second delay after trigger release for better visibility without shadows
- **DCF883** 20V MAX* Lithium Ion 3/8" Impact Wrench has compact (5.70" front to back), lightweight (3.4 lbs) design to fit into tight areas

INCLUDES:

- | | |
|--|---|
| (1) DCF899H Impact Wrench with Hog Ring | (2) DCB204 20V MAX* Li-Ion 4AH Battery Packs |
| (1) DCF883 3/8" Impact Wrench with Hog Ring | (1) Charger |
| (1) DCL050 20V Max LED Area Work Light | (1) Kit Bag |

20V MAX* CORDLESS

COMBO KITS



DCK287D2 20V MAX* XR® COMPACT HAMMER DRILL AND IMPACT DRIVER COMBO KIT

- DCD796 20V MAX* 1/2" Hammerdrill compact (7.5" front to back), lightweight (3.6 lbs.) design fits into tight areas
- DCF887 20V MAX* 1/4" Impact driver compact (5.3" front to back) design fits into tight areas
- DCD796 Features three LED lights with 20-minute trigger release delay in Spotlight Mode providing increased visibility in dark or confined spaces
- DCF887 Features three LED lights imbedded in front of tool with 20-second trigger release delay providing increased visibility in dark or confined spaces

INCLUDES:

- | | |
|---|----------------|
| (1) DCD796 1/2" Hammerdrill | (1) Charger |
| (1) DCF887 1/4" Impact Driver | (2) Belt Hooks |
| (2) DCB203 20V MAX* XR®
2.0Ah Li-Ion Battery | (1) Kit Bag |



DCK287D1M1 20V MAX* XR® BRUSHLESS HAMMER DRILL AND IMPACT DRIVER COMBO KIT

- DCD985 20V MAX* hammerdrill with three speed all-metal transmission and 1/2" all metal ratcheting chuck delivers 535 Max Watts Out (MWO) performance, faster application speed, and superior bit retention
- DCF885 20V MAX* 1/4" impact driver features three LED lights with 20-second delay to provide visibility without shadows

INCLUDES:

- | | |
|--|----------------------|
| (1) DCD985 1/2" Hammerdrill | (1) Charger |
| (1) DCF885 1/4" Impact Driver | (1) 360° Side Handle |
| (2) 20V MAX* Li-Ion 3.0Ah
Battery Packs | (1) Belt Hook |
| | (1) Kit Bag |



DCK283D2 20V MAX* XR® BRUSHLESS DRILL/DRIVER AND IMPACT DRIVER COMBO KIT

- DCD791 20V MAX* 1/2" Drill/driver compact (6.9" front to back), lightweight (3.4 lb) design fits into tight areas
- DCF887 20V MAX* 1/4" Impact driver compact (5.3" front to back) design fits into tight areas
- Both tools feature LED lights with 20-second trigger release delay providing increased visibility in dark or confined spaces
- DCD791 Features three LED lights with 20-minute trigger release delay in Spotlight Mode providing increased visibility in dark or confined spaces

INCLUDES:

- | | |
|--|--------------------|
| (1) DCD791 1/2" Drill/Driver | (1) DCB112 Charger |
| (1) DCF887 1/4" Impact Driver | (2) Belt Hooks |
| (2) 20V MAX* XR® Compact Li-Ion
2.0Ah Battery Packs | (1) Bit Holder |
| | (1) Kit Bag |

* With respect to 20V MAX* Maximum initial battery pack voltage (measured without a workload) is 20V. Measured under a workload, nominal voltage is 18V.

DCK294P2**20V MAX* XR® BRUSHLESS HAMMER DRILL AND RECIPROCATING SAW COMBO KIT**

- DCD996 Has a DEWALT® built brushless motor which delivers up to 75% more run time and a 3-Mode LED lights with a spotlight mode
- DCS367 Has a Variable-speed trigger with 0-2900 SPM

INCLUDES:

- | | |
|--------------------------------------|----------------|
| (1) DCD996 Hammerdrill | (2) Belt Hooks |
| (1) DCS367 Compact Reciprocating Saw | (1) Bit Holder |
| (1) Charger | (1) Kit Bag |



This tool has been
PROUDLY MADE IN THE USA
with global components.



20V MAX* CORDLESS

3/4" AND 1/2" IMPACT WRENCHES



DCF897P2 20V MAX* XR® BRUSHLESS HIGH-TORQUE 3/4" IMPACT WRENCH W. HOG RING/ RETENTION PIN ANVIL

- Up to 700 ft.-lbs. of max torque and 1,200 ft.-lbs. of max breakaway torque
- Compact design of 8-13/16" in length and weighs only 7.2 lbs.
- Multi-speed control for a variety of applications (0-400/1,200/1,900 RPM) 3/4" hog ring with retention pin anvil
- LED light with 20 second delay for increased visibility

INCLUDES:

- (1) DCF897 3/4" Impact Wrench with Hog Ring Anvil
- (2) DCB205 - 5.0Ah Batteries
- (1) Multi Voltage Charger



BRUSHLESS MOTOR

DCF899P2 (NOT SHOWN) 20V MAX* XR® BRUSHLESS HIGH-TORQUE 1/2" IMPACT WRENCH WITH DETENT PIN

DCF899HP2 20V MAX* XR® BRUSHLESS HIGH-TORQUE 1/2" IMPACT WRENCH WITH HOG-RING ANVIL

- Up to 700 ft.-lbs. of max torque and 1,200 ft.-lbs. of max breakaway torque
- Compact design of 8-13/16" in length and weighs only 7.2 lbs.
- Multi-speed control for a variety of applications (0-400/1200/1900 RPM)
- 1/2" hog ring anvil
- LED light with 20-second delay for increased visibility

INCLUDES:

- (1) DF899 1/2" Impact Wrench
- (2) 20V MAX* XR® Li-Ion 5.0Ah Battery Packs
- (1) Charger
- (1) Kit Bag



DCF889HM2 20V MAX* XR® 1/2" IMPACT WRENCH WITH HOG-RING ANVIL

- Hog-ring anvil to quickly and easily change sockets
- Performs a wide range of heavy-duty fastening applications
- XR® Li-Ion batteries with fuel gauge provide 33% more capacity over standard packs
- Variable-speed trigger with electric brake provides user improved control
- LED light provides user greater visibility when working in dark environments
- Tough magnesium gear case and all-metal transmission for extended durability
- Maximum Torque 400 ft.-lbs.

INCLUDES:

- (1) DCF889H 1/2" Impact Wrench
- (2) 20V MAX** XR® Premium Li-Ion 4.0Ah Battery Packs
- (1) Charger
- (1) Kit Bag

* With respect to 20V MAX*. Maximum initial battery pack voltage (measured without a workload) is 20V. Measured under a workload, nominal voltage is 18V.

1/2 AND 3/8" IMPACT WRENCHES



DCF880M2 (NOT SHOWN)
20V MAX* 1/2" IMPACT WRENCH
WITH DETENT PIN

DCF880HM2
20V MAX* 1/2" IMPACT WRENCH
WITH HOG RING KIT

- Compact (5.70" front to back), lightweight (3.4 lbs.) design fits into tight areas
- 3-LED lights with 20-second delay after trigger release, provide visibility without shadows
- XR® Li-Ion batteries with fuel gauge provide 33% more capacity over standard packs
- Textured, anti-slip comfort grip provides maximum comfort and control

INCLUDES:

- (2) DCB204 20V MAX* XR® Premium (1) Fast Charger
Li-Ion Batteries (4.0Ah) (1) Kit Bag



DCF883M2
20V MAX* 3/8" IMPACT WRENCH
WITH HOG RING KIT

DCF883B (TOOL ONLY)
20V MAX* 3/8" IMPACT WRENCH
WITH HOG RING

- Compact, lightweight design fits into tight areas
- XR® Li-Ion batteries with fuel gauge provide 33% more capacity over standard packs
- Three speed settings for optimized application versatility
- Three LED lights with 20-second delay after trigger release provide visibility without shadows
- Hog-ring anvil to easily change sockets
- Textured anti-slip comfort grip provides maximum comfort and control
- Tool length: 5.7" - Tool weight: 3.4 lbs.
- Speed: 3,250 RPM

INCLUDES:

- (1) DCF883 3/8" Impact Wrench
(2) 20V MAX* XR® Li-Ion 4.0Ah Battery Packs
(1) Charger
(1) Kit Bag



DCF894HP2
20V MAX* XR® BRUSHLESS 1/2" MID-RANGE
CORDLESS IMPACT WRENCH KIT WITH
HOG RING ANVIL (5.0AH)

DCF894HB (TOOL ONLY)
20V MAX* XR® BRUSHLESS 1/2" MID-RANGE
CORDLESS IMPACT WRENCH

- Up to 330 ft-lbs max of fastening torque at only 3.48lbs
- Precision Wrench™ Control - In forward, the tool will pause before impacting to help prevent overtightening. In reverse, the tool lowers speed when fastener is loose to help prevent run-off.
- 3 mode settings to complete a variety of applications
- DEWALT® brushless motor for increased efficiency and runtime vs. brushed model
- Variable speed trigger helps to provide speed control
- LED light to help illuminate dimly lit areas
- Compact and lightweight design for comfort when working in tight spaces

INCLUDES:

- (1) DCF894 1/2" Mid-Range Impact Wrench with Hog Ring Anvil
(2) DCB205 20V MAX* XR® Li-Ion 5.0Ah Battery Packs
(1) Charger
(1) Kit Box



20V MAX* CORDLESS

20V MAX* DRILLS AND DRIVERS

**BRUSHLESS
MOTOR**



DCF887D2
20V MAX* XR® BRUSHLESS
1/4" IMPACT DRIVER KIT

DCF887B (TOOL ONLY)
20V MAX* XR® BRUSHLESS
1/4" IMPACT DRIVER

- Three speed settings for optimized application versatility
- Compact, lightweight design fits into tight areas
- Three LED lights with 20-second delay after trigger release provide visibility without shadows
- One-handed loading 1/4" hex chuck accepts 1" bit tips
- Tool length: 5.3" - Tool weight: 3.4 lbs.
- Speed: 3,250 RPM

INCLUDES:

- | | |
|---|---------------|
| (1) DCF887 1/4" Impact Driver | (1) Charger |
| (2) 20V MAX* XR® Compact Li-Ion 2.0Ah Battery Packs | (1) Belt Hook |
| | (1) Kit Box |



DCF809D1
20V MAX* 1/4" IMPACT
DRIVER KIT (4.0AH)

- Compact (5.55" front to back), lightweight (3.4 lbs.) design fits into tight areas
- Three LED lights with 20-second delay after trigger release, provide visibility without shadows

INCLUDES:

- | | |
|--|---------------|
| (1) DCF885 1/4" Impact Driver | (1) Charger |
| (2) DCB204 20V MAX* XR® Li-Ion 4.0Ah Battery Packs | (1) Belt Hook |
| | (1) Kit Box |

**BRUSHLESS
MOTOR**



DCF887M2
20V MAX* XR® BRUSHLESS
1/4" IMPACT DRIVER KIT

- Tool length: 5.3"
- Tool weight: 3.4 lbs.

INCLUDES:

- | | |
|--------------------------------------|-------------|
| (1) DCF887 Impact Driver | (1) Charger |
| (2) 20V MAX* XR® 4.0Ah Battery Packs | (1) Kit Box |



DCD996P2
20V MAX* XR® BRUSHLESS
3-SPEED 1/2" HAMMER DRILL KIT

- Heavy-duty 1/2" ratcheting nitro-carburized metal chuck with carbide inserts for superior bit gripping strength
- 3-Mode LED provides lighting in dark or confined spaces up to 20X brighter than previous model
- LED Spotlight Mode features 20 minute shutoff function allowing for extended work time in dark or confined spaces
- 3-speed, all-metal high performance transmission optimizes tool-to-task for fast application speeds and improved run-time

INCLUDES:

- | | |
|---|----------------------|
| (1) DCD996 20V MAX* XR® Brushless Premium 3-Speed Hammerdrill | (1) Charge |
| (2) 20V MAX* XR® High Capacity Li-Ion Batteries (5.0Ah) | (1) Belt Hook |
| | (1) 360° Side Handle |
| | (1) Kit Box |



DCD796D2
20V MAX* XR® BRUSHLESS
COMPACT HAMMER DRILL KIT

DCD796B (TOOL ONLY)
20V MAX* XR® BRUSHLESS
COMPACT HAMMER DRILL

- High-speed transmission delivers 2 speeds (0-550 and 0-2,000 RPM) for a range of fastening and drilling applications
- Metal 1/2" ratcheting chuck provides superior bit gripping strength
- 3-Mode LED provides lighting in dark or confined spaces up to 20 times brighter than previous model
- LED Spotlight Mode features 20-minute shutoff function allowing for extended work time in dark or confined spaces

INCLUDES:

- | | |
|---|---------------|
| (1) DCD796B 1/2" Hammerdrill | (1) Charger |
| (2) 20V MAX* XR® Compact Li-Ion Batteries (2.0Ah) | (1) Belt Hook |
| | (1) Kit Box |



DCD791P1
20V MAX* XR® COMPACT
HAMMERDRILL KIT (1.5AH)

- Compact, lightweight design fits into tight areas
- High-speed transmission delivers 2 speeds (0-600 and 0-2,000 RPM) for a range of fastening and drilling applications
- Ergonomic handle delivers comfort and control
- 1/2" ratcheting chuck provides superior bit gripping strength

INCLUDES:

- | |
|-----------------------------------|
| (1) DCD785 Hammer Drill |
| (2) 20V MAX* Li-Ion battery packs |
| (1) Charger |
| (1) Belt Hook |
| (1) Kit Bag |



20V MAX* CORDLESS

20V MAX* DRILL / DRIVERS



DCD708C2 20V MAX* DRILL/DRIVER KIT

DCD708B (TOOL ONLY) 20V MAX* DRILL/DRIVER

- Compact, lightweight design fits into tight areas
- High-speed transmission delivers two speeds (0-600 and 0-2,000 RPM) for a range of fastening and drilling applications
- Ergonomic handle delivers comfort and control
- 1/2" Ratcheting chuck provides superior bit gripping strength

INCLUDES:

- (1) DCD708B 1/2" Drill Driver
- (2) 20V MAX* Li-Ion battery packs
- (1) Charger
- (1) Belt Hook
- (1) Kit Bag



DCD709C2 20V MAX* COMPACT DRILL/DRIVER KIT (1.5 AH)

DCD709B (TOOL ONLY) 20V MAX* COMPACT DRILL/DRIVER

- Compact, lightweight design fits into tight areas
- High-speed transmission delivers two speeds (0-600 and 0-2,000 RPM) for a range of fastening and drilling applications
- Ergonomic handle delivers comfort and control
- 1/2" Ratcheting chuck provides superior bit gripping strength

INCLUDES:

- (1) DCD709B 1/2" Drill Driver
- (2) 20V MAX* Li-Ion battery packs
- (1) Charger
- (1) Belt Hook
- (1) Kit Bag



DCD740C1 20V MAX* 3/8" RIGHT ANGLE DRILL/DRIVER KIT

DCD740B (TOOL ONLY) 20V MAX* 3/8" RIGHT ANGLE DRILL/DRIVER BODY

- Dual speed ranges (0-650/0-2000) RPM for increased user flexibility providing a wide range of applications
- Compact front to back length (4.0") allowing users to fit into hard to reach spaces
- 3/8" Ratcheting chuck with deep hex pocket allows 2" (50 mm) hex bit to be fully inserted for getting into tight spaces.

INCLUDES:

- (1) DCD740 3/8" Right Angle Drill/Driver
- (1) 20V MAX* Compact Li-Ion 1.5 Ah Battery Pack
- (1) Charger
- (1) Belt Hook
- (1) Kit Box



DCD791D2
20V MAX* XR® BRUSHLESS COMPACT DRILL/DRIVER KIT

DCD791B (TOOL ONLY)
20V MAX* XR® BRUSHLESS COMPACT DRILL/DRIVER

- DEWALT® brushless motor delivers up to 57% more run time over brushed
- XR® Li-Ion batteries with fuel gauge provide 33% more capacity over standard packs
- Compact, lightweight design fits into tight areas
- High speed transmission delivers two speed settings improving speed and torque control across a range of fastening and drilling applications
- Ergonomic comfort grip handle provides ideal balance and tool control
- Metal 1/2" ratcheting chuck for superior bit gripping strength
- LED light with spot light mode
- LED placement on tool foot eliminates chuck shadows

INCLUDES:

- [1] DCD791 1/2" Drill/Driver
- [2] 20V MAX* XR® Li-Ion 2.0Ah Battery Packs
- [1] Charger
- [1] Kit Box



DCD991P2
20V MAX* XR® BRUSHLESS DRILL/DRIVER KIT

DCD991B (TOOL ONLY)
20V MAX* XR® BRUSHLESS DRILL/DRIVER

- Three speed, all-metal high performance transmission optimizes tool-to-task for fast application speeds and improved run-time
- Heavy-duty 1/2" ratcheting nitro-carburized metal chuck with carbide inserts for superior bit gripping strength
- 3-Mode LED provides lighting in dark or confined spaces up to 20x brighter than previous model
- LED Spotlight Mode features 20 minute shutoff function allowing for extended work time in dark or confined spaces

INCLUDES:

- [1] DCD991B 1/2" Drill/Driver
- [2] 20V MAX* XR® High Capacity Li-Ion Batteries (5.0Ah)
- [1] Fast Charger
- [1] Belt Hook
- [1] 360° Side Handle
- [1] Kit Box



20V MAX* CORDLESS

JIG AND BAND SAWS

DCS334P1

20V MAX* JIG SAW KIT

INCLUDES:

- | | |
|---|-------------------|
| (1) DCS334B 20V MAX* XR Jig Saw | (1) Charger |
| (1) 20V MAX* XR® Li-Ion
5.0Ah Battery Pack | (1) Jig Saw Blade |
| | (1) Kit Box |

DCS334B (TOOL ONLY)

20V MAX* JIG SAW

- All-metal lever-action keyless blade change allows for quick and easy blade replacement
- All-metal keyless shoe bevel with detents at 0°, 15°, 30°, and 45° provides versatility for easy bevel cutting
- 4-Position orbital action provides control of cut quality and speed
- Adjustable dust blower keeps line of cut clear of chips
- Variable-speed for versatility in a multitude of materials and applications
- Anti-slip comfort grip for increased comfort and control
- Accepts T-shank jig saw blades for professional results
- Strokes per minute: 0 - 3000



DCS371P1

20V MAX* BAND SAW KIT

DCS371B (TOOL ONLY)

20V MAX* BAND SAW

- Centered handle position provides superior balance and ergonomics and allows for more accurate cuts and less user fatigue
- LED work light with 20-second delay illuminates dark work surfaces for accurate cutting
- Integrated hang hook allows user to hang the saw without damaging the front handle or base
- Blade tracking adjustment increases blade life by providing better blade tracking
- Tool-less blade changing lever loosens blade tension to allow for blade replacement
- Dual-bearing blade guide rollers provide increased durability in the blade support system
- Ergonomic soft-grip back handle provides comfort and flexibility

INCLUDES:

- | | |
|--|---------------------------|
| (1) DCS371B Band Saw | (1) Charger |
| (1) 20V MAX* XR® Li-Ion
5.0Ah Battery Packs | (1) Blade Tracking Wrench |
| (1) 14/18 TPI Blade | (1) Kit Bag |



DCS373P2
20V MAX* METAL CUTTING CIRCULAR SAW KIT

DCS373B (TOOL ONLY)
20V MAX* METAL CUTTING CIRCULAR SAW

- Powerful 460 MWO 3,700 RPM motor delivers power and speed to make the most demanding cuts with ease
- 5-1/2" 30T carbide tipped metal cutting blade quickly and cleanly cuts a variety of metallic construction materials
- Bright LED Light with 20-second delay after trigger release provides enhanced visibility of material and cut line
- SIGHT-LINE™ Window provides for a clear view of the material
- High strength steel shoe offers durability and resistance against chip build up
- Optimized rubber overmolded comfort grip delivers optimal balance and control

INCLUDES:

- | | |
|---|---|
| [1] DCS373B Circular Saw | [1] Charger |
| [2] 20V MAX* XR® Li-Ion 5.0Ah Battery Packs | [1] 5-1/2" Carbide-Tipped Metal Cutting Blade |
| | [1] Kit Box |



DCS565B (TOOL ONLY)
20V MAX* CIRCULAR SAW

DCS565P1
20V MAX* 6-1/2" BRUSHLESS CORDLESS CIRCULAR SAW KIT

INCLUDES:

- [1] DCS565 20V MAX* Brushless Cordless 6-1/2". Circular Saw
- [1] 20V MAX* Li-Ion 5.0Ah Battery Packs
- [1] Charger
- [1] Kit Bag

DCS391B (TOOL ONLY)
20V MAX* CIRCULAR SAW

- High strength and lightweight magnesium shoe provides durability for long-term cut accuracy
- 0°- 50°; Bevel capacity allows for aggressive bevel cuts for a multitude of applications
- 6-1/2" Carbide tipped blade for cutting 2x4 material at 90° and 45° and more cuts per charge



DCS565P1



20V MAX* CORDLESS CUTOFF AND OSCILLATING TOOLS



DCS380P1 20V MAX* RECIPROCATING SAW KIT

DCS380B (TOOL ONLY) 20V MAX* RECIPROCATING SAW

- 4-Position blade clamp allows for flush-cutting and increased positional versatility with tool-free blade changes
- 1-1/8" Stroke length delivers a fast cutting speed
- Variable-speed trigger provides increased blade control and faster cut speeds
- Pivoting adjustable shoe extends blade life and allows depth of cut control
- Rubber over-molded comfort grip delivers optimal comfort and control
- Double oil-sealed shaft resists contamination and increases durability
- Strokes per minute: 0 - 3000

INCLUDES:

- (1) DCS380 Reciprocating Saw
- (1) 20V MAX* XR® Li-Ion 5.0Ah Battery Pack
- (1) Charger
- (1) Kit Box

DCS356D1 20V MAX* XR® OSCILLATING MULTI-TOOL KIT

DCS356B (TOOL ONLY) 20V MAX* XR® OSCILLATING MULTI-TOOL

- QUICK-CHANGE™ Accessory System allows blades and attachments to be changed quickly without wrenches
- DUAL-GRIP™ Variable-speed Trigger gives users ultimate speed and application control
- Bright LED light illuminates work surfaces for accurate cutting
- DEWALT® Oscillating Tool Guide System allows users to set the depth or height for a series of cuts
- 28-PC. DEWALT® accessory kit includes popular cutting and sanding attachments
- Universal Accessory Adaptor for use with most oscillating tool accessory brands

INCLUDES:

- (1) DCS356B 20V MAX* XR® Oscillating Multi-Tool
- (1) 20V MAX* XR® Compact Li-Ion 2.0Ah Battery Packs
- (1) Charger
- (1) DEWALT® Oscillating Tool Guide System
- (1) Wood with Nails Blade



DCS367P1 20V MAX* XR® BRUSHLESS COMPACT RECIPROCATING SAW KIT

DCS367B (TOOL ONLY) 20V MAX* XR® BRUSHLESS COMPACT RECIPROCATING SAW

- Up to 2.5x more runtime*
- Compact 14.5" length fits in between studs and in other tight spots
- Only 5-lbs. in weight (tool only)
- Keyless 4-Position Blade Clamp for quick and easy blade changes and cutting versatility
- 1-1/8" stroke length
- Variable-speed trigger delivers up to 2,900 SPM
- Bright LED light to illuminate dark work areas

INCLUDES:

- (1) DCS367 20V MAX* XR® Brushless Compact Reciprocating Saw
- (1) DCB115-BOX Charger
- (1) DCB205 XR® Li-Ion Battery (5.0 Ah)
- (1) Kit Bag

*On average, using DCB205 battery vs. DCB85 using DCB85 battery in 2x4 wood



- (1) Sanding Pad
- (25) Sheets of Sanding Paper
- (1) Multi-Brand Accessory Adapter
- (1) Kit Bag
- (1) Accessory Storage Box

470

DEWALT

WARNING: Cancer and Reproductive Harm - p65warnings.ca.gov
For more info click-on MACTOOLS.COM/PROP65



DCG412P2
20V MAX* 4-1/2" / 5" ANGLE GRINDER TOOL KIT

DCG412B (TOOL ONLY)
20V MAX* 4-1/2" / 5" ANGLE GRINDER TOOL

- 8,000 RPM Motor provides high-power for cutting and grinding applications
- Quick-Change™ Wheel Release allows for tool-free wheel changes without the need for a wrench
- Tool-free guard allows for quick, easy guard adjustments/positioning
- Two-finger trigger switch (with lock-off button) allows for convenient activation and easier gripping
- Two-Position side handle offers greater control, comfort, and versatility

INCLUDES:

- | | |
|---|-------------------------------|
| (1) DCG412B Grinder | (1) Spanner Wrench |
| (2) 20V MAX* XR® Li-Ion 5.0Ah Battery Packs | (1) 5" (125 mm) Type 27 Guard |
| (1) Charger | (1) 2-Position Side Handle |
| | (1) Kit Bag |



DCG413R2
20V MAX* XR® BRUSHLESS 4-1/2" SMALL ANGLE GRINDER KIT

DCG416B (TOOL ONLY)
20V MAX* XR® 4.5 IN. PADDLE SWITCH SMALL ANGLE GRINDER

- Brushless motor requires no brush changes
- Brake stops wheel in two seconds or less on average
- Kickback Brake engages when a pinch, stall, or bind-up event is sensed and the electronic brake engages with maximum force to quickly stop the wheel, reduce the movement of the grinder and shut the grinder off
- Features E-Switch Protection™ - when the on/off trigger switch has a no-volt release function. In the event of a power outage or other unexpected shut down, the trigger switch will need to be cycled (turned off and then on) to restart tool
- Two stage trigger requires two actions to activate tool

INCLUDES:

- | | |
|---|----------------------------|
| (1) DCG416B Grinder | (1) Hex Key |
| (2) 20V MAX* Premium XR® Li-Ion 6.0Ah Battery Packs | (1) 4.5" Type 27 Guard |
| (1) Charger | (1) 2-Position Side Handle |
| | (1) Kit Bag |



DCGG571M1
20V MAX* GREASE GUN KIT

DCGG571B (TOOL ONLY)
20V MAX* GREASE GUN

- Powerful motor delivers 10,000 max psi to power through clogged grease fittings
- High-volume pump pushes up to 5.0 oz/min high-flow applications
- Up to 16 cartridges per charge with a single 20V MAX* Battery (4.0Ah)
- 42" Extra-long and flexible hose designed for reaching hard to access grease fittings
- Pump filter screen prevents dirt and contamination from clogging the pump mechanism

INCLUDES:

- (1) DCGG571B 20V MAX* Grease Gun (Bare)
- (1) 20V MAX* XR® Li-Ion 4.0Ah Battery Packs
- (1) Charger
- (1) Kit Box



12V MAX* SYSTEMS

COMBO KITS

**MAC
TOOLS**

This tool has been
EXCLUSIVELY CREATED
for Mac Tools



DCK331F3 12V MAX* 3-TOOL KIT - MAC TOOLS EXCLUSIVE

- DCF610B 12V MAX* Screwdriver features 1/4" one-hand loading hex chuck
- DCF813 12V MAX* Impact Wrench has 1,150 In-lbs. of torque

INCLUDES:

- (1) DCF610B 1/4" Screwdriver
- (1) DCF813B Impact Wrench
- (1) DCL510 Worklight
- (3) DCB120 12V MAX* Li-Ion Battery Packs
- (1) DW2169 38-PC. Accessory Kit
- (1) Charger
- (2) Bit Tips
- (1) Belt Hook
- (1) Kit Bag

DCK413S2 12V MAX* 4-TOOL COMBO KIT

- DCD701B 12V MAX* 3/8" Drill/Driver features two speed transmission (0-400 / 0-1500)
- DCS312B 12V MAX* Pivot Reciprocating Saw utilizes 3-position pivot handle for making difficult cuts in confined spaces
- DCF815B 12V MAX* 1/4" Impact Driver features three LED lights to provide visibility without shadows
- DCL510 LED Worklight delivers 130 lumens and hands-free usage
- Ship Weight: 11.5 lbs.

INCLUDES:

- (2) DCB120 12V MAX* Li-Ion Battery Packs
- (1) 4" 6 Tpi Wood Cutting Reciprocating Blade
- (1) 4" 18 Tpi Metal Cutting Reciprocating Blade
- (1) Charger
- (1) Bit Tip
- (2) Belt Hooks
- (1) Kit Bag



With respect to 12V MAX Maximum initial battery pack voltage (measured without a workload) is 12V; Measured under a workload, nominal voltage is 10.8

472

DEWALT



WARNING: Cancer and Reproductive Harm - p65warnings.ca.gov
For more info click on MACTOOLS.COM/PROP65



DCK221F2
**12V MAX* CORDLESS SCREWDRIVER/
 IMPACT DRIVER COMBO KIT**

- DCF610B 12V MAX* Screwdriver features 1/4" one-hand loading hex chuck
- DCF815B 12V MAX* 1/4" Impact Driver features three LED lights to provide visibility without shadows

INCLUDES:

- | | |
|--|----------------|
| (1) DCF610B 1/4" Screwdriver | (1) Charger |
| (1) DCF815B 1/4" Impact Driver | (2) Bit Tips |
| (2) DCB120 12V MAX* Li-Ion Battery Packs | (2) Belt Hooks |
| | (1) Kit Bag |



DCK211S2
**12V MAX* DRILL/DRIVER
 AND IMPACT DRIVER COMBO KIT**

- DCD710 12V MAX* 3/8" Drill/Driver features two speed transmission (0-400 / 0-1500)
- DCF815B 12V MAX* 1/4" Impact Driver features three LED lights to provide visibility without shadows

INCLUDES:

- | | |
|--|----------------|
| (1) DCD701B 3/8" Drill/Driver | (1) Charger |
| (1) DCF815B 1/4" Impact Driver | (1) Bit Tip |
| (2) DCB120 12V MAX* Li-Ion Battery Packs | (2) Belt Hooks |
| | (1) Kit Bag |

DCKSS200F2
**XTREME 12V MAX* CORDLESS 2-TOOL
 COMBO KIT WITH PROFESSIONAL TOOL
 BACKPACK**

- DCD710 2V MAX* 3/8" Cordless Drill/Driver
- DCS312 12V MAX* Cordless Reciprocating Saw

INCLUDES:

- | |
|--|
| (1) DCD710 2V MAX* 3/8" Cordless Drill/Driver |
| (1) DCS312 12V MAX* Cordless Reciprocating Saw |
| (2) DCB122 12V MAX* Li-Ion 2.0Ah Battery Packs |
| (1) DCB122 Charger |
| (1) Professional Tool Backpack |



12V MAX* SYSTEMS

IMPACT WRENCH AND DRIVER KITS



DCF813S2

12V MAX* 3/8" IMPACT WRENCH KIT

- Compact, lightweight design fits into tight areas
- Three LED lights provide visibility without shadows
- 3/8" Hog-ring anvil; for fast socket changes
- 1,150 In-lbs. Torque; power for tightening and loosening

INCLUDES:

- (1) DCF813B 3/8" Impact Wrench
- (2) DCB120 12V MAX* Li-Ion Battery Packs
- (1) Charger
- (1) Kit Bag



DCF801F2

12V MAX* 1/4" IMPACT DRIVER KIT

- Compact, lightweight design fits into tight areas
- Three LED lights provide visibility without shadows
- One-hand loading 1/4" hex chuck accepts 1" bit tips
- Belt Hook included for portability

INCLUDES:

- (1) DCF815B 1/4" Impact Driver
- (2) DCB120 12V MAX* Li-Ion Battery Packs
- (1) Charger
- (1) Impact Ready Bit Tip
- (1) Belt Hook
- (1) Kit Bag

PRODUCT #	DRIVE SIZE	IMPACTS PER MINUTE	MAX TORQUE (FT-LBS.)	MAX TORQUE (IN-LBS.)	NO LOAD SPEED RPMS	TOOL LENGTH	TOOL WEIGHT (LBS.)
DCF813B	3/8" Male Square	0-3400	96	1150	0-2450	6-1/4"	2.3
DCF815B	1/4" Female Hex	0-3400	79	950	0-2450	6-1/4"	2.3

RECIPROCATING SAW

DSC312G1

12V MAX* PIVOT RECIPROCATING SAW KIT

DCS312B (TOOL ONLY)

12V MAX* PIVOT RECIPROCATING SAW

- Adjustable 3-position pivoting handle allows user to make difficult cuts in confined spaces
- 9/16" Stroke length delivers fast cutting speed
- Variable-speed trigger with 0-2700 SPM provides blade control for precision cuts
- Keyless lever-action blade clamp for quick and easy blade changes
- Pivoting shoe provides versatility while cutting
- Bright LED light illuminates dark work areas for better visibility
- Blade reverses for greater access to tight spaces and flush cutting

INCLUDES:

- (1) DCS312B Pivot Reciprocating Saw
- (1) DCB120 12V MAX* Li-Ion Battery Pack
- (1) Charger
- (1) 4" 6 Tpi Wood Cutting Reciprocating Blade
- (1) 4" 18 Tpi Metal Cutting Reciprocating Blade
- (1) Kit Bag



PRODUCT #	STROKE LENGTH	STROKES PER MINUTE	TOOL WEIGHT (LBS.)
DCS312B	9/16"	0-2700	3.1

With respect to 12V MAX Maximum initial battery pack voltage (measured without a workload) is 12V; Measured under a workload, nominal voltage is 10.8

DRILL AND SCREWDRIVER KITS



DCD701F2
12V MAX* 3/8" DRILL/DRIVER KIT

DCD701B (TOOL ONLY)

12V MAX* 3/8" DRILL/DRIVER

- Compact, lightweight design fits into tight areas
- Two speed transmission for optimal speed and torque control
- LED Light provides visibility in dark areas

INCLUDES:

- | | |
|---|------------------------------|
| (1) DCD710 3/8" Drill/Driver | (1) Charger |
| (2) DCB120 12V MAX*
Li-Ion Battery Packs | (1) Belt Hook
(1) Kit Bag |



DCF610S2
12V MAX* 1/4" SCREWDRIVER KIT

DCF610B (TOOL ONLY)

12V MAX* 1/4" SCREWDRIVER

- Compact, lightweight design fits into tight areas
- Three LED lights provide visibility without shadows
- One-hand loading 1/4" hex chuck accepts 1" bit tips

INCLUDES:

- | | |
|---|------------------------------|
| (1) DCF610B 1/4" Screwdriver | (1) Bit Tip |
| (2) DCB120 12V MAX*
Li-Ion Battery Packs | (1) Belt Hook
(1) Kit Bag |
| (1) Charger | |

PRODUCT #	CHUCK SIZE	CHUCK TYPE	CLUTCH SETTINGS	MAX POWER (MW0)	NO LOAD SPEED RPMS	MAX RPM	SPEED SETTINGS	TOOL LENGTH	TOOL WEIGHT (LBS.)	VOLTAGE
DCD701B	3/8"	One Sleeve	15	189	0-400 / 0-1500	1500	2	7-1/2"	2.4	12V MAX*
DCF610B	1/4"	1/4" Hex	15	-	0-1050	1050	1	6-1/4"	2.2	12V MAX*

8V MAX SCREWDRIVER AND LIGHT

DCF680N2
8V MAX* GYROSCOPIC
SCREWDRIVER TWO-BATTERY KIT

- Motion-Activation Variable-speed and reversing control for precise fastening into wood, plastic, and light-gauge metal
- Adjustable two-position handle allows for operation in either in-line or pistol-grip
- Allows control when completing light fastening applications
- Provides illumination in confined areas without shadowing
- Battery State of Charge on tool allows end users to know when to charge packs
- Allows for quick screwdriver bit change and holds 1/4" bit tips
- 8v MAX* battery pack allows for longer run time and charges in one hour

INCLUDES:

- | | |
|---------------------------|------------------|
| (1) DCF680 Screwdriver | (1) Fast Charger |
| (2) 8v MAX* Battery Packs | (1) Kit Bag |



PRODUCT #	DRIVE SIZE	NO LOAD SPEED RPMS	TOOL WEIGHT (LBS.)	VOLTAGE
DCF680N2	1/4" Hex Shank Quick Release	0-430	1.1	8v MAX*

**Maximum initial battery voltage (measured without a workload) is 8 volts. Nominal voltage is 7.2.



BATTERIES AND CHARGERS

CHARGERS



DCB102 12V - 20V MAX* JOBSITE CHARGING STATION

- Charges (2) DEWALT® or Mac Tools® 12V - 20V MAX* Li-Ion batteries
- Includes two USB ports to charge compatible devices (1.5 Amp Max Output)
- Charges the batteries in 90 minutes or less thus minimizing downtime
- Diagnostics with LED indicator communicates battery charge status: charged, charging, replace pack, and battery too hot or too cold



DCB115-BOX 12V - 20V MAX* BATTERY CHARGER

- Charges all DEWALT® or Mac Tools® 12V - 20V MAX* Li-Ion Batteries
- Charges the battery in 90 mins (DCB205) or less
- LED illuminates for hot/cold pack delay



DCB1112 12 AMP FAST CHARGER

- Compatible with all 20V MAX* and FLEXVOLT® batteries
- Internal Fan pull air across battery to cool and reduce hot/cold pack delays
- This fan assisted cooling results in faster charge times and reduced downtime in the field
- Stage 1 and 2 LED format communicates more to the user about the batteries state of charge.



DCB090 12V/20V MAX* USB POWER SOURCE

- Durable enough to withstand jobsite abuse
- Charge up to two small USB compatible electronic devices on/at the jobsite from a 12V or 20V MAX* battery when AC power is not available
- Indicates when unit is powered on and ready to charge devices
- Battery shown not included



DCA1820 20V MAX* ADAPTER FOR 18V TOOLS

- Allows for use of 20V MAX* batteries in most 18v DEWALT® tools
- Requires use of 20V MAX* DEWALT® or Mac Tools® charger
- Do not use premium battery in 18v compact drills DC970 and DC759

* With respect to 12V MAX* Maximum initial battery pack voltage (measured without a workload) is 12V; Measured under a workload, nominal voltage is 10.8
* With respect to 20V MAX* Maximum initial battery pack voltage (measured without a workload) is 20V; Measured under a workload, nominal voltage is 18



DCB208 (NOT SHOWN)
20V MAX* XR® BATTERY (8.0AH)

DCB208-2 (NOT SHOWN)
20V MAX* XR® BATTERY 2-PACK (8.0AH)

DCB206
20V MAX* XR® BATTERY PACK (6.0AH)

DCB205 (NOT SHOWN)
20V MAX* XR® BATTERY PACK (5.0AH)

DCB204 (NOT SHOWN)
20V MAX* BATTERY PACK (4.0AH)

DCB203 (NOT SHOWN)
20V MAX* BATTERY PACK (2.0AH)



DCB205BT-2
20V MAX* COMPACT XR® BATTERY PACK (5.0AH) WITH BLUETOOTH®

- LAST SEEN feature will find and locate your battery down to the street address that it was last within range of a Tool Connect™ enabled device
- Easily and quickly assign battery to jobsites and users on the Tool Connect™ Inventory Manager software, increasing accountability and reducing lost tools
- Blue LED light indicates when the battery is paired
- Set "disable when out of range" alerts to help deter theft and unauthorized use
- Easily pair the drill with the Tool Connect™ app by holding down the pair button for 3-5 seconds
- LEND feature will disable the battery after a predetermined time



DCB124
12V MAX* LITHIUM ION BATTERY (3.0AH)

DCB124-2
12V MAX* LITHIUM ION BATTERY 2-PACK (3.0AH)

OIL-RESISTANT BATTERIES

- Recommended for work involving regular exposure to oils, grease, and solvent
- Versatile batteries can be used with all DEWALT and Mac Tools 12/20V MAX* tools and chargers



DCB205G (NOT SHOWN)
20V MAX* OIL-RESISTANT BATTERY (5.0AH)

DCB124G (NOT SHOWN)
12V MAX* OIL-RESISTANT BATTERY (3.0AH)

DCB126G
12V MAX* OIL-RESISTANT BATTERY (5.0AH)

DCB203G (NOT SHOWN)
20V MAX* OIL-RESISTANT BATTERY (2.0AH)

DCB609G (NOT SHOWN)
20V/60V MAX* FLEXVOLT® OIL-RESISTANT BATTERY (9.0AH**)



DCB1106
CHARGER (6.0AH)

- Compatible with all 12V MAX*, 20V MAX*, and FLEXVOLT Batteries

* With respect to 60V MAX*. Maximum initial battery pack voltage (measured without a workload) is 60V. Measured under a workload, nominal voltage is 54V.
** Amp hours (Ah) are measured in 20V MAX* mode.



RADIOS AND LIGHTS

RADIOS



DCR025 **BLUETOOTH® CHARGER RADIO**

- AVRCP (Audio Video Remote Control Protocol) allows you to control your device from the radio interface
- 20 Watts Per Channel Woofers, tweeters, and air ports provide full, rich, and clear sound



DWST08810 **12V/20V MAX* TOUGHSYSTEM® CHARGER/RADIO**

- Premium Sound - Four Full range tweeters, subwoofer, and assisted bass resonator
- ToughSystem® Carrier cart compatible can also be stacked to other ToughSystem® modules



DCR028 **12V/20V MAX* BLUETOOTH® CORDLESS JOBSITE RADIO**

- Dual 3.5 in. woofers and 1 in. tweeters for stereo sound



DCR010 **12V/20V MAX* BLUETOOTH® JOBSITE RADIO**

- Dual speakers for rich stereo sound
- Convenient carry handle with phone holder

PRODUCT #	AC POWERED	BATTERY POWERED	CHARGES BATTERY	BLUETOOTH CONNECT	AM-FM RADIO	AUX PORT	USB PORT	AC OUTLETS
DWST08810	•	12V, 20V	12V, 20V	•	•	•	•	-
DCR025	•	20V	20V, 60V	•	•	•	•	2
DCR028	•	12V, 20V	12V, 20V	•	•	•	•	2
DC012	•	12V, 18V	7.2V - 18V	-	•	•	-	3
DCR010	•	12V, 20V	-	•	-	•	-	-

Bluetooth® is a registered trademark of Bluetooth SIG, Inc. and any use of such marks by DEWALT® is under license.

**Maximum initial battery voltage (measured without a workload) is 8 volts. Nominal voltage is 7.2. With respect to 12V MAX* Maximum initial battery pack voltage (measured without a workload) is 12V. Measured under a workload, nominal voltage is 10.8. With respect to 18V Maximum initial battery pack voltage (measured without a workload) is 18V. Measured under a workload, nominal voltage is 17.2.

The following are trademarks for one or more DEWALT power tools, accessories, anchors and concrete adhesives: The yellow and black color scheme; the "D" shaped air intake grill; the arrow or pyramids on the handgrip; the kit box configuration; and the array of hexagon-shaped bumps on the surface of the tool.



DCL079B (LIGHT ONLY)
20V MAX* CORDLESS TRIPOD LIGHT

DCL079R1
20V MAX* CORDLESS TRIPOD LIGHT KIT

- Natural white LED provides accurate color visibility and a long life span
- Telescoping pole extends light head to 7ft. to reduce shadows and glare

INCLUDES:
(1) 6.0Ah battery
(1) Charger



DCL040
20V MAX* LED WORKLIGHT

- Bright LED output - 160 Lumens
- Head rotates 120° Low heat output compared to Xenon lights
- Efficient LED bulb improves run-time
- 11- 25 hours of run-time depending on battery amp hour



DCL043
20V MAX* JOBSITE LED SPOTLIGHT

- Three bright LEDs illuminate dark jobsite work areas - 1,500 Lumens
- 90° Pivoting head provides versatility for lighting work surfaces
- Distance: Can be seen up to 508 yards or 1,525 feet



DCL050
20V MAX* LED HAND HELD AREA LIGHT

- Three bright LEDs illuminate dark jobsite work areas - 1,000 Lumens (high), 250 Lumens (low)
- Two brightness settings provide flexibility for maximum light output 500 L or 250 L extended run-time
- 140° pivoting head provides versatility for lighting work surfaces



DCL077B
12V/20V MAX* COMPACT TASK WORKLIGHT



DCL510
12V MAX* LED WORKLIGHT



DCL044
20V MAX* LED HAND HELD WORKLIGHT

AIR MOVERS

BLOWERS AND VACUUMS



DCE100M1 20V MAX* COMPACT JOBSITE BLOWER KIT

DCE100B (TOOL ONLY) 20V MAX* COMPACT JOBSITE BLOWER

- Max Air Flow - 100 CFM
- Air Speed - 135 MPH
- Variable-speed trigger allows adjustment of blowing power in use
- Trigger lock-on reduces end user fatigue



DCE511B 20V MAX* 11" CORDED/CORDLESS JOBSITE FAN

- Corded or cordless operation (extension cord sold separately)
- Multiple hanging options - freestanding, hang hooks, tripod mount (sold separately), and wall mount
- Wide-range, Variable-speed control



DCV517M1 20V MAX* 1/2-GALLON WET/DRY VACUUM KIT

DCV517B (TOOL ONLY) 20V MAX* 1/2-GALLON WET/DRY VACUUM

- HEPA wet/dry filter traps 99.97% of dust at 0.3 microns
- Dual clean-up modes allow for debris removal with either the front utility nozzle or extendable rubber hose
- 1/2-Gallon tank with heavy-duty latch is easy to empty and clean
- Washable filter; tap or water rinse to clean
- Heavy-duty rubber hose provides durability and flexibility
- Large on/off switch that is easy to access with one-hand
- Runs off of 20V MAX* battery packs for long run-time



DWV010
8 GALLON WET/DRY
HEPA/RRP DUST EXTRACTOR

- Automatic Filter Clean pulses every 30 seconds for continuous operations without stopping to clean filter
- Powerful 15 amp motor delivers 150 CFM of airflow for maximum suction
- Meets the EPA Lead Related Renovations, Repair and Painting (RRP) Rule for Hepa Vacuum only when DWV9330 Filters are used (Filters included with unit) Universal hose connector provides a robust connection with swivel capability
- Lightweight and portable weighing in at only 21 lbs.



DWV012
10 GALLON WET/DRY
HEPA/RRP DUST EXTRACTOR

- Automatic Filter Clean pulses every 30 seconds for continuous operations without stopping to clean filter
- Powerful 15 amp motor with 155 CFM airflow for maximum suction
- Meets the EPA Lead Related Renovations, Repair and Painting (RRP) rule for HEPA vacuum only when DWV9330 Filter is used (Filter included with unit) Variable suction controls vacuum's power consumption and amount of suction
- Telescoping handle for easy transport
- Lightweight and portable weighing in at only 33.5 lbs.
- Multiple lift and tie down points to secure vac during transportation
- Can be used with wet or dry applications



DCC020IB
20V MAX* CORDED/CORDLESS
AIR INFLATOR

- High-pressure inflation mode with automatic shutoff
- High-volume inflation and deflation modes
- LED light helps to provide illumination
- Three power sources for inflation on a jobsite and on the go 20V MAX* battery, 12V DC, or 110V AC
- Convenient onboard accessory storage
- Threaded chuck for secure connection to inflation valve



DCV581H
20V MAX* CORDLESS/CORDED
WWET-DRY VACUUM

DCV5801H (NOT SHOWN)
WET-DRY H.E.P.A. RATED VACUUM
REPLACEMENT FILTER

- Cordless or corded operation powered by either an 18v or 20V MAX* battery - or an AC outlet
- HEPA rated wet/dry filter traps dust with 99.97% of dust as small as 0.3 microns
- Heavy-duty, crush-resistant, fully-integrated 5' x 1-1/4"
- 2-Gallon tank capacity provides enough storage to empty a toilet or clogged pipe



CORDED TOOLS

GRINDERS



DWE46144N
6" PADDLE CUTOFF TOOL
WITH ADJUSTABLE GUARD
AND NO LOCK-ON

- E-Clutch® activates in less than a tenth of a second when a pinch/stall is detected, shutting down the motor
- 9,000 RPM Rating - 13-Amp Motor
- Provides rotations stops to ensure users hands are covered
- Narrow width of guard provides better visibility to line of cut compared to standard type 1 guard



DWE46266N
6" TRIGGER GRIP CUTOFF TOOL
WITH ADJUSTABLE GUARD
AND NO LOCK-ON

INCLUDES:

- (1) Grinder
- (1) Side Handle
- (1) Inner and Outer Flange
- (1) 6" (150mm) Adjustable Cutoff Guard



DWE402
4-1/2" SMALL
ANGLE GRINDER

DWE402N
4-1/2" SMALL ANGLE GRINDER
WITH NO LOCK-ON

- 11-Amp AC/DC 11,000 RPM motor provides excellent power to weight/size ratio
- Dust Ejection System® provides durability by ejecting damaging dust and debris particles that enter the tool
- Oversized brushes provide 2x brush life over previous model

INCLUDES:

- (1) DWE402 Grinder
- (1) 2-Position Side Handle
- (1) 4-1/2" One-Touch™ (T27) Guard



DWE4997VS
2" (50MM) BRUSHLESS VARIABLE SPEED
PADDLE SWITCH DIE GRINDER WITH LOCK-ON

DWE4997NVS
2" (50MM) BRUSHLESS VARIABLE SPEED
PADDLE SWITCH DIE GRINDER WITH NO
LOCK-ON

- 4.2-Amp, 25,000 RPM motor provides high power and speed for all 1-1/2" grinding applications
- AC/DC capacity works off welding machines and generators for increased productivity and versatility
- Convenient paddle switch with lock-on button for easy gripping

INCLUDES:

- (1) DWE4887 Grinder
- (2) Wrenches
- (1) 1/4" Collet



FEATURES:

- E-Clutch® activates in less than a tenth of a second when a pinch/stall is detected, shutting down the motor
- Dust ejection system provides durability by ejecting damaging dust and debris particles that enter through the air intake vents
- Power loss reset® prevents accidental restarts following a power disruption when the tool is left in the "on" position
- 13-Amp motor



DWE43115
4-1/2"(115MM)- 5" (125MM) HIGH PERFORMANCE TRIGGER SWITCH GRINDER

DWE43115N
4-1/2"(115MM)- 5" (125MM) HIGH PERFORMANCE TRIGGER SWITCH GRINDER WITH NO LOCK ON

- 11,000 RPM Rating



DWE43214
5" (125MM) BRUSHLESS PADDLE SWITCH SMALL ANGLE GRINDER WITH KICKBACK BRAKE

DWE43214N
5" (125MM) BRUSHLESS PADDLE SWITCH SMALL ANGLE GRINDER WITH KICKBACK BRAKE, NO LOCK-ON

DWE43214NVS
5" (125MM) BRUSHLESS PADDLE SWITCH SMALL ANGLE GRINDER WITH KICKBACK BRAKE, NO-LOCK-ON, VARIABLE SPEED

- 11,000 RPM Rating



DWE43066
6" (150MM) HIGH PERFORMANCE TRIGGER SWITCH GRINDER

DWE43066N
6" (150MM) HIGH PERFORMANCE TRIGGER SWITCH GRINDER WITH NO LOCK ON

- 9,000 RPM Rating



DWE43144
6" (150MM) HIGH PERFORMANCE PADDLE SWITCH GRINDER



DWE43244N
6" (150MM) HIGH PERFORMANCE PADDLE SWITCH GRINDER WITH NO LOCK ON

- 9,000 RPM Rating



CORDED TOOLS

POLISHERS



DW4988
**7-1/2" WOOL POLISHING
PAD WITH 1-1/2" PILE**

- For use with DWP849X



DW4989
**7-1/2" WOOL/POLY-BLEND
POLISHING PAD WITH
1-1/2" PILE**

- For use with DWP849X

DWP849X
**7"/9" VARIABLE-SPEED
POLISHER WITH SOFT START**

- Powerful, 12-Amp, all ball-bearing construction for long life and performance for the most demanding applications
- Electronic module maintains specified speed under load delivering better finish results
- Conveniently located Variable-speed dial lets user set maximum speed from 0 - 600/3500 RPM for different materials and applications
- Variable-speed trigger allows user to control speed from 0 to dialed maximum setting
- Heat-treated, precision-cut steel gears for smooth operation
- Shields eliminate wool ingestion increasing tool life and reducing service costs
- Non-marring rubber gear case cover reduces surface imperfections and improves gripping surface

**Bonnet not included*

DWE315K 29-PC. OSCILLATING 3.0 AMP MULTI-TOOL KIT

- QUICK-CHANGE™ accessory system allows blades and attachments to be changed quickly without wrenches
- DUAL-GRIP™ Variable-speed trigger gives users ultimate speed and application control
- Bright LED light illuminates dark work surfaces for accurate cutting
- 29-PC. DEWALT® accessory kit with storage box includes popular cutting and sanding attachments
- Multi-brand accessory adaptor allows for use with most oscillating tool accessory brands

INCLUDES:

- | | |
|---|-----------------------------------|
| (1) DEWALT® Oscillating Tool Guide System | (25) Sheets of Sand Paper |
| (1) Wood With Nails Blade | (1) Accessory Storage Box |
| (1) Fast-Cut Wood Blade | (1) Multi-Brand Accessory Adapter |
| (1) Semi-Circle Blade | (1) Kit Bag |
| (1) Sanding Pad | |




DWA4204 WIDE TITANIUM OSCILLATING WOOD WITH NAILS BLADE

- UNIVERSAL FITMENT™ for use on all major brands (no adapter required)
- Titanium coating provides long life in tough applications
- Wide blade (1-3/4") for fast material removal



DWA4209 OSCILLATING TITANIUM METAL BLADE

- UNIVERSAL FITMENT™ for use on all major brands (no adapter required)
- Titanium coating provides long life in tough applications
- Ideal for metal cutting



DWA4213 TITANIUM OSCILLATING FLUSH CUT BLADE

- UNIVERSAL FITMENT™ for use on all major brands (no adapter required)
- Titanium coating provides longer life in tough applications
- Blade allows user to perform flush cuts on a variety of applications



DWA4217 OSCILLATING RIGID SCRAPER BLADE

- UNIVERSAL FITMENT™ for use on all major brands (no adapter required)



DWA4218 OSCILLATING FLEXIBLE SCRAPER BLADE

- UNIVERSAL FITMENT™ for use on all major brands (no adapter required)
- Ideal for scraping applications that require blade to flex



DWA4211 OSCILLATING TITANIUM SEMICIRCLE BLADE

- UNIVERSAL FITMENT™ for use on all major brands (no adapter required)
- Titanium coating provides long life in tough applications



ACCESSORIES

IMPACT READY SCREWDRIVING SETS



DWA2NGFT40IR 40-PC. IMPACT READY® SCREWDRIVING SET

- Impact Ready® bits with FlexTorq™ have extended Torsion zone for longer life and increased durability
- CNC machined resulting in accurate manufacturing for optimal fit into screw recess
- Reflex core allows 2-in bits to flex up to 15° to reduce breakage
- Part of 10x Magnetic Screw Lock System for faster retention which minimizes drops and reduces wobbling

INCLUDES:

- | | | |
|-------------|---------|--------------------------------|
| (7) 1-in PH | (1) T15 | (2) Nut drivers |
| (5) 2-in PH | (2) T20 | (1) Socket adaptor |
| (6) 1-in SQ | (5) T25 | (2) Sockets |
| (2) 2-in SQ | (1) T27 | (1) Magnetic screw lock sleeve |
| (4) 1-in SL | | (1) Magnetic bit tip holder |




DWA2NGFT35IR 35-PC. IMPACT READY® SCREWDRIVING SET

- Impact Ready® bits with FlexTorq™ have extended Torsion zone for longer life and increased durability
- CNC machined resulting in accurate manufacturing for optimal fit into screw recess
- Reflex core allows 2-in bits to flex up to 15° to reduce breakage
- Part of 10x Magnetic Screw Lock System for faster retention which minimizes drops and reduces wobbling

INCLUDES:

- | | | |
|-------------|---------|--------------------------------|
| (9) 1-in PH | (3) T20 | (2) Nut drivers |
| (3) 2-in PH | (5) T25 | (1) Magnetic screw lock holder |
| (7) 1-in SQ | (1) T27 | |
| (4) 1-in SL | | |



DWA20IRTIN-Z 20-PC. IMPACT READY® SCREWDRIVING SET

- Impact Ready® bits with FlexTorq™ have increased durability for Long Life
- CNC precision machined for optimal fit into screw recess
- Reflex core allows 2" bits flex up to 15° to reduce breakage
- Part of 10x magnetic screw lock system for fastener retention which minimizes drops and reduces wobbling



DD5160 10-PC. TITANIUM IMPACT READY® 1/4" HEX-DRIVE DRILL BIT SET

- Ground from a solid one piece design is up to 5 times more durable than the current 2-piece conventional product
- Web taper increases the rigidity of the bit to decrease the potential for bit breakage
- 10 pieces for various applications



DWA1189 (NOT SHOWN)
29-PC. BLACK OXIDE DRILL BIT SET

DWA1181
21-PC. BLACK OXIDE DRILL BIT SET

DWA1184 (NOT SHOWN)
14-PC. BLACK OXIDE DRILL BIT SET

- 135° split point drills on contact and prevents walking
- Parabolic flute design improves chip ejection in metal and wood drilling applications
- Helix is 31°, which minimizes the over-aggressiveness of a true parabolic flute



DW1369 (NOT SHOWN)
29-PC. TITANIUM PILOT POINT® DRILL BIT SET

DW1361
21-PC. TITANIUM PILOT POINT® DRILL BIT SET

DW1354 (NOT SHOWN)
14-PC. PILOT POINT® TITANIUM DRILL BIT SET

- Ideal for power drills and drill presses
- For high-performance drilling in metal and wood
- Titanium-coated drill bits with a thick core design
- No-spin shanks to prevent the bit from slipping in the drill chuck
- Pilot Point tips that start on contact and prevent walking for clean, burr-free holes



IMPACT READY® TAP AND DRILL BITS 1/4" CAPACITY

PRODUCT #	SIZE	OVERALL LENGTH
DWADTQTR1024	10-24	2-21/64"
DWADTQTR1032	10-32	2-21/64"
DWADTQTR10MM15	M10 x 1.5mm	2-3/8"
DWADTQTR1224	12-24	2-23/64"
DWADTQTR1420	1/4"-20	2-3/8"
DWADTQTR3816	3/8"-16	3-7/64"
DWADTQTR51618	5/16"-8	3-7/64"
DWADTQTR5MM8	M5 x 0.8mm	2-21/64"
DWADTQTR6MM1	M6 x 1.0mm	2-21/64"
DWADTQTR832	8-32	2-5/32"
DWADTQTR8MM125	M8 x 1.25mm	2-23/64"



DWADTQTR5SET
5-PC. DRILL TAP SET 1/4" CAPACITY

- Drills and taps hole in one application
- Deburr and countersink in one step
- Hex-shank; designed for impact drivers



DWA1790IR
3-PC. IMPACT READY® STEP DRILL BIT SET

- Titanium two flute spiral design provides longer life and better chip removal
- Split point tip increases speed
- Laser engraved numbers increases step visibility
- 1/4" hex shank
- Optimized for impact driver usage
- Works with rotary drills



ACCESSORIES

CHUCK AND ANGLE ATTACHMENTS



DW0521
QUICK CONNECT™
3/8" IMPACT CHUCK

- 1/4" Hex quick connect allows users to easily change from fastening to drilling
- Single sleeve design allows for single handed tightening
- All-metal construction for durability



DWARA120
IMPACT READY® RIGHT
ANGLE ATTACHMENT

- 90° head allows for maximum accessibility in tight spaces
- Ring magnet secures fasteners
- 5x longer life on average vs. Milwaukee® 48-32-2100 and Milescraft® 13 oz.



DWARAFS-Z
12" FLEXIBLE SHAFT RIGHT
ANGLE ATTACHMENT

- Rapid Load™ head for easy bit changes
- 90° head and flexible shaft
- 10x magnetic holding power on average vs. DW2505 using #8 truss-head screw



DWAMRAFT
DWAMRASETFT
FLEXTORQ® MODULAR RIGHT
ANGLE SYSTEM

- Impact ready for the strength to stand up to the power of today's impact drivers
- Metal gearcase with quick bit ejection for durability and convenience
- 1.5 in. head height
- Rare Earth magnet retains fastener for easy one-handed use
- Patented handled designed (Flexshaft and modular handle) to reduce vibration

NUT DRIVERS AND ADAPTERS

FEATURES:

- Includes 8 most common size sockets and 2-1/4" adapters
- Recessed corners distributes torque across flats - promoting life
- Thinner than pneumatic wrench sockets hard to reach areas
- Large laser etched markings - easily identifiable



DW22838
3/8" 10-PC. IMPACT READY® SOCKET SET



DW22812
1/2" 10-PC. IMPACT READY® SOCKET SET



DWADEND-2
2-PC. IMPACT READY®
REVERSIBLE NUT DRIVER SET

INCLUDES:

- (1) DWADEND14516 1/4" and 5/16"
- (1) DWADEND38716 3/8" and 7/16"



DWAIND-5
5-PC. IMPACT READY®
COMPACT NUT DRIVER SET

INCLUDES:

- 1/4", 5/16", 3/8", 7/16", 1/2"



DWADND-5
5-PC. IMPACT READY®
DETACHABLE NUT DRIVER SET

INCLUDES:

- 1/4", 5/16", 3/8", 7/16", 1/2"



ACCESSORIES

NUT DRIVERS AND ADAPTERS

FEATURES:

- Product designed for use in impact drivers and wrenches
- Recessed corners drive on the flats of the fastener, which minimizes shavings
- Industrial strength magnet maximizes fastener retention




DW2235IR
5-PC. IMPACT READY®
MAGNETIC NUT DRIVER SET

INCLUDES:
1/4", 5/16", 3/8", 7/16", and 1/2"



DWPVTRV
4-PC. IMPACT READY® PIVOTING
MAGNETIC NUT DRIVER SET

INCLUDES:
1/4", 5/16", 3/8", and 7/16"



DW2541IR
1/4" HEX SHANK TO
1/4" SOCKET ADAPTER



DW2542IR
1/4" HEX SHANK TO
3/8" SOCKET ADAPTER



DW2547IR
1/4" HEX SHANK TO
1/2" SOCKET ADAPTER




DWAIRDG
IMPACT READY® DRIVE GUIDE

- Includes two 1" Impact-Ready FlexTorq PH2 bits



DWA6HLDFT
6" IMPACT READY®
LOCKING MAGNETIC
EXTENSION

DWA3HLDFT
3" IMPACT READY®
LOCKING MAGNETIC
HOLDER



DWA12HLDFT
12" IMPACT READY®
LOCKING MAGNETIC
EXTENSION



DWAFTAS-9
9-PC. IMPACT READY®
ACCESS SET

- INCLUDES:**
- [1] 1/4" and 5/16" nut drive
 - [1] 3" and 6" Impact ready locking magnetic holder
 - [5] Impact ready bits



ACCESSORIES

RECIPROCATING SAW BLADES



The tools on this page have been PROUDLY MADE IN THE USA with global components.

BREAKAWAY™



DWABK48SETCS 8-PC. BREAKAWAY™ RECIPROCATING SAW BLADE SET W/CASE

DWABK410SETCS 10-PC. BREAKAWAY™ RECIPROCATING SAW BLADE SET W/CASE

DEWALT® BREAKAWAY™ Reciprocating Saw Blades are designed for the user who is tired of throwing away half-used blades. With the BREAKAWAY™ feature, the user is able to remove the used section of the blade and then reinsert the unused blade back into the saw.

The 6" BREAKAWAY™ Reciprocating Saw Blade breaks into a 4" blade, which allows up to 1" material to be cut. The 9" BREAKAWAY™ Reciprocating Saw Blade breaks into a 6" blade, which allows up to 2" material to be cut. The BREAKAWAY™ blades have been designed with a thick body for durability and feature a 14/18 variable tooth pattern for optimized cuts in a variety of metal cutting applications.

PRODUCT #	BLADE LENGTH IN.	TPI	QUANTITY
DWABK461418	6	14/18	5
DWABK491418	6	14/18	5
DWABK48SETCS	6, 9	14/18	8
DWABK410SETCS	6, 10	14/18	10



BROKEN BLADE
NOT INCLUDED

DWA4101
8-PC. 2X RECIP BLADE SET WITH TOUGHCASE

DEWALT® 2x Long Life™ features the blades you need in a convenient, durable case designed to fit power tool kit boxes. Each blade is crafted with an aggressive shank angle that helps to increase tooth contact and fast cuts. An anti-stick coating decreases friction and gum-up for smooth cuts.



DWA4174
5-PC. 2X LONG LIFE WOOD AND METAL CUTTING RECIPROCATING SAW BLADES



DWA4186
6" 14/18-TPI BI-METAL RECIPROCATING SAW



DW4856
6-PC. BI-METAL RECIPROCATING SAW BLADE SET

- Reinforced tooth for increased durability when cutting through nails and other foreign objects
- (+6°) hook angle for fast, aggressive cuts
- Specially formulated anti-stick coating minimizes friction and gum-up for smoother cuts
- Raker tooth design increases the tooth contact area for faster cuts
- For use with corded or cordless reciprocating saws.

DW4811 **DW4813** **DW4809**
6" 18 TPI **6" 24 TPI** **8" 14 TPI**

STRAIGHT BACK BI-METAL RECIPROCATING BLADE - 5-PK.

- Sharp tooth geometry for fast cut rates
- Aggressive shank angle increases tooth contact, maintaining cutting speed as blade wears for long blade life
- Anti-stick coating minimizes friction and gum-up for smoother cuts



DW4890
15-PC. BI-METAL RECIPROCATING SAW BLADE SET

DW4892
12-PC. BI-METAL RECIPROCATING SAW BLADE SET

- Assorted blades for common applications
- Expandable Tough Case™ holds blades and fits in power tool kit box



ACCESSORIES

HOLE SAWS AND CUT-OFF WHEELS

DWA1805 **13-PC. MASTER HOLE SAW KIT** **FOR CUTTING METAL**

Delivers strength and performance with a variety of deep-cut hole saws that cut twice the material in just one pass. An innovative plug ejection system enables fast plug removal. Thick, hardened backing plates helps to prevent thread stripping.

- Bi-Metal material improves performance and durability on average vs. previous design
- Staggered slots for easy plug removal
- Up to 8.75% cobalt content and unique tooth geometry for speed and long life
- Deep cut style hole saws will cut 2-by material in one pass

INCLUDES:

3/4", 7/8", 1", 1-1/8", 1-3/8", 1-1/2", 1-3/4", 2", 2-1/8", 2-1/4" and 2-1/2" hole saws



DW8062 Z **4-1/2" METAL THIN** **CUT-OFF WHEEL**

- Thin .045" wheel designed for fast, burr-free cutting
- Aluminum-oxide grain for aggressive cutting action
- Designed to cut ferrous metals and stainless steel

Have to add two spaces before the "Z" when ordering. Neat huh.



DWA4531 **4-1/2" T27 METAL** **CUT-OFF WHEEL**

- Aluminum Oxide formulation for efficient cuts.
- Double Layer fiberglass
- 0.045" thin cutting wheel
- 4-1/2" wheel with 7/8" arbor



DW8807 **XP METAL GRINDING** **WHEELS TYPE 27**

- Premium tough zirconia grain for extended life and material removal
- High grain concentration ensures aggressive grinding action and smoother running wheels
- 3 full sheets of fiberglass for added durability and safety

The DeWALT® ToughSystem® features durable, thick structural foam walls, an integrated water seal and rust-resistant metal latches. Storage pockets on the lid and four removable cups allow for handy storage of small parts. Side latches allow the case to be stacked to other modules of the ToughSystem® storage line for added convenience and versatility.

- Structural foam material gives robust structure to the case
- Integrated IP65 water seal protects contents from weather
- Anti-rust metal latches resist corrosion
- Bi-material handle is built to last
- Side latches allow case to be stacked to other ToughSystem® modules and carriers
- Side handles provide additional portability



DWST08270
TOUGHSYSTEM®
WORKSHOP RACKING
STORAGE SYSTEM



DWST08130
6" TOUGHSYSTEM®
TOOL BOX

DWST08203H
12" TOUGHSYSTEM®
TOOL BOX

DWST08204
16" TOUGHSYSTEM®
TOOL BOX

DWST08210
TOUGHSYSTEM® TOOL
BOX CARRIER



DWST08205
12" TOUGHSYSTEM® TOOL BIN

- Large open interior for bulk storage like spray cans, cables etc.



DWST08810
TOUGHSYSTEM®
CHARGER AND RADIO

- Premium Sound - 4 Full range tweeters, subwoofer, and assisted bass resonator
- Charges all DEWALT® or Mac Tools® 12V - 20V MAX* Li-Ion Batteries



SECTION

10

DIAGNOSIS TOOLS



STIC

SUB-CATEGORIES:

498

ADVANCED SCAN TOOLS

524

CIRCUIT AND FUSE TESTERS

506

SCAN TOOL ACCESSORIES

528

TEST LEADS AND ACCESSORIES

510

HEAVY-DUTY DIAGNOSTICS

534

RELAY SERVICE KITS

512

HANDHELD SCAN TOOLS

538

TRAILER CONNECTOR MAINTENANCE

516

CODE READERS

542

TERMINAL REPAIR

520

MULTIMETERS

546

LEAK/EVAP DETECTORS



NEXT LEVEL DIAGNOSTICS

Mac Tools® Diagnostic line of products are capable of performing critical diagnostics, reprogramming and quick code information.

Choose from our most enhanced scan tool line with over 30 years of OEM-level coverage and built-in repair information featuring over 30 million experience-based repair solutions specific to each vehicle.

A full offering of accessories and software updates keep your shop on the leading edge of automotive diagnostics.



VCI is J-2534 compliant—can be used with separate PC and OEM software for ECU reflashing



Comprehensive full-color wiring diagram library for 1986 and newer vehicles



Dual wi-fi system separates tablet-to-internet communications from transmitter-to-tablet for fast and reliable wireless communications



One-touch DTCs - Tap to get codes with access to millions of confirmed experience-based fixes



One-touch automatic ID function can identify most vehicles in as little as 5 seconds



Identifix® repair info available during vehicle scanning, including Code-Assist®, Symptom-Assist® and Repair-Trac®; 60-day trial included



30 years of extensive coverage, special tests, and repair information



GREAT TO WORK WITH™



	ET9200PRO	ET9200ADV	ET9200ELITE
DISPLAY			
Display Size	8"	8"	10.1"
Display Resolution	1280 x 800	1280 x 800	1920 x 1200
SOFTWARE AND COVERAGE			
OBD-II Coverage (1996-Present) Full Support All 10 Modes of OBD-II Modes 1 Through OA	•	•	•
Medium Duty Coverage	•	•	•
Domestic / Asian/European Coverage	•	•	•
OBD-I Coverage (Pre-1996)	• (Adapters Sold Separately)	• (Adapters Sold Separately)	• (Adapters Sold Separately)
Multilingual	3 Languages	3 Languages	3 Languages
ADAS	Dynamic	Dynamic	Dynamic and Static (with additional equipment)
Subscription Length	First 12 Months Included Free	First 12 Months Included Free	First 12 Months Included Free
HARDWARE			
Vehicle Communication Interface (VCI)	Wireless	Wireless	Wireless
Memory Storage (Ram / SSD)	2GB / 32GB	2GB / 32GB	2GB / 32GB
J2534 Compliant VCI		•	•
PRODUCTIVITY FEATURES			
Repair-Source, Comprehensive Library of OE Service and Repair Info			•
OE Wiring Diagrams, Full Color, Scalable			•
Code-Assist™ Top Reported Fixes		•	•
Symptom-Assist™ Tech Tips		•	•
Identifix Direct-Hit™ Web-Based Info Via Deep Link		•	•
Quick Links to Mitchell On-Demand, Alldata and More	•	•	•
Auto ID	•	•	•
Enhanced Vehicle Scan (Read All DTCS Plus Freeze Frame)	•	•	•
All Systems DTC Scan	•	•	•
Multiple Controller Scan	•	•	•
Maintenance Reset Procedures	•	•	•
Printable Vehicle Diagnostic Reports	•	•	•
Wireless Printing	•	•	•
SPECIAL FUNCTIONS			
J2534 Reflash Capability		•	•
Bi-Directional Controls (Actuation Tests)	•	•	•
Key Reprogramming	•	•	•
Key Fob and Remote Reprogramming Procedures	•	•	•
Battery Disconnect Procedures	•	•	•
Electronic Brake Service	•	•	•
Guided Tests / On Screen Help	•	•	•
Record / Playback OBD-II Live Data	•	•	•
Reset Oil Lights	•	•	•
Steering Angle Reset	•	•	•
Graph Live Data	•	•	•
Multiple Pids On Screen	•	•	•
WARRANTY, SUPPORT, SERVICE			
Full Field / Rep Support Across U.S. and Canada	•	•	•
Updatable Via Internet	•	•	•
Manufacturer's Warranty	2 Year/Lifetime	2 Year/Lifetime	2 Year/Lifetime
Frequency of Software Updates	12 Times Per Year	12 Times Per Year	12 Times Per Year

Identifix is a registered trademark of Identifix, Inc

ADVANCED SCAN TOOLS

ET9200 SERIES



ET9200ELITE DIAGNOSTIC SCAN TOOL

- NEW Lighter weight, ruggedized tablet with wireless communication to the vehicle
- NEW Enhanced battery life with longer run time
- NEW Large 10.1" screen provides high visibility
- NEW 8MP rear camera and 5MP front camera
- NEW Google Play® store for all your favorite apps and accessories
- NEW Hot button navigation for faster access to critical functions
- NEW All system scan software
- NEW Android® 10 operating system
- NEW Integrated steering wheel holder
- Complete bi-directional diagnostic platform for both OBD I* and OBD II equipped domestic,
- Asian, and European vehicles (optional OBD I cables required - must be purchased separately)

- Over 25,000 vehicle systems and over 12,000 actuation/adjustment tests
- AutoID® most CAN vehicles in 5 seconds
- Over 30 million experienced-based DTC fixes on-tool. Contains information resources: Code Assist™, Symptom Assist™, Repair-Trac™ and ASE certified technical support
- Built-in repair information, such as tune-up specs, key fob procedures, battery reset procedures, drive cycles, trans pan IDs and more
- Unlimited access to Repair Source with active subscription
- Includes J-2534 reflash device for OEM reprogramming
- Display up to 16 data items or graph up to 8 data items simultaneously
- Customize data stream display, graph, and color for easy viewing
- Full-color wiring-diagram library for 1986 and newer vehicles (active subscription and Wi-Fi required)

ET9200ELITE

- 12-month domestic, Asian and European coverage subscription
- ADAS compatible
- VESA® mounting capability
- Lifetime warranty**

OPTIONAL ACCESSORIES:

ET9200-DOCK Docking Station



ET3450 TPMS Tool



*OBD-I requires purchase of additional adapters

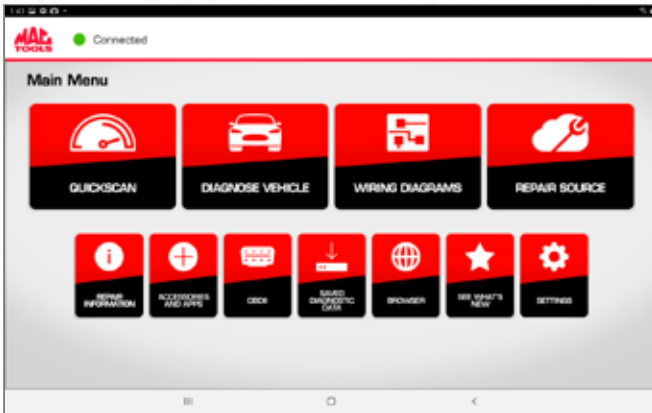
**To qualify for Diagnostics for Life lifetime hardware warranty, simply maintain an active, uninterrupted diagnostics subscription.

500

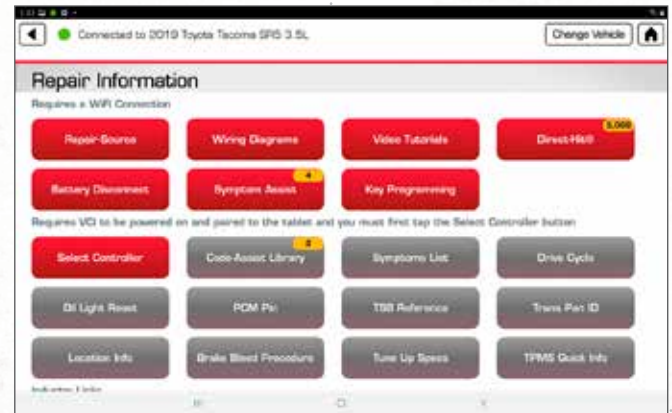
**MAC
TOOLS**



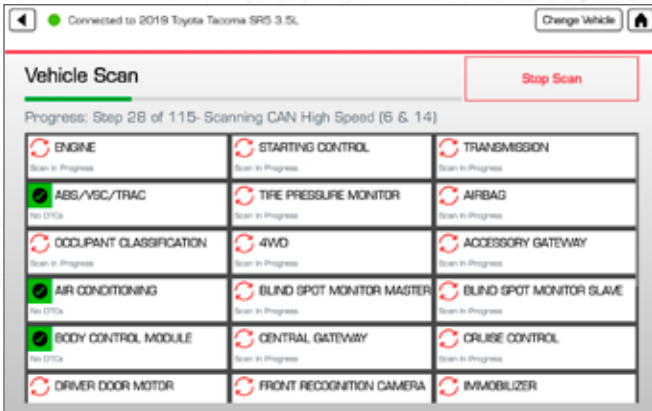
WARNING: Cancer and Reproductive Harm - p65warnings.ca.gov
For more info click-on MACTOOLS.COM/PROP65



NEW Hot button navigation for faster access to critical functions



NEW Built-in repair information, such as tune-up specs, key fob procedures, battery reset procedures, drive cycles, trans pan IDs and more



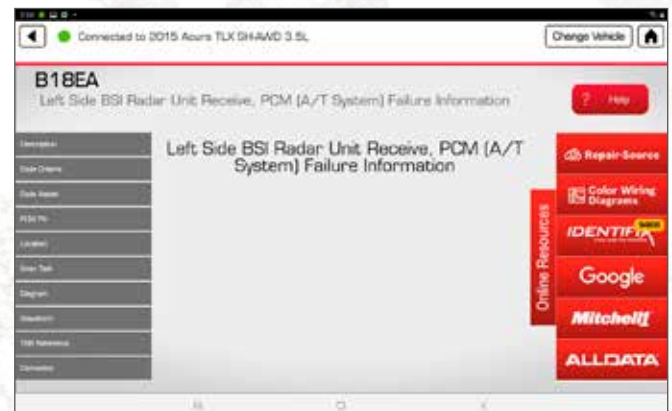
NEW All system scan software



Unlimited access to Repair Source with active subscription



Customize data stream display, graph, and color for easy viewing



Over 30 million experienced-based DTC fixes on-tool. Contains information resources: Code Assist™, Symptom Assist™, Repair-Trac™ and ASE certified technical support



ADVANCED SCAN TOOLS

ET9200 SERIES



ET9200ADV DIAGNOSTIC SCAN TOOL

- NEW Wireless communication to the vehicle
- NEW J-2534 reflash device for OEM reprogramming
- NEW Hot button navigation for faster access to critical functions
- NEW Google Play® store for all your favorite apps and accessories
- NEW Android® 10 operating system
- NEW 8" high-resolution touchscreen display
- NEW 2MP front camera/5MP rear camera
- NEW OBD II cable with voltage readout
- NEW Enhanced hard drive/processor
- NEW Wireless printing functionality
- NEW Microphone capability
- NEW All system scan software
- NEW Integrated steering wheel holder
- NEW Enhanced battery life with longer run time
- Complete bi-directional diagnostic platform for both OBD I* and OBD II equipped domestic,
- Asian, and European vehicles (optional OBD I cables required - must be purchased separately)
- Over 25,000 vehicle systems and over 12,000 actuation/adjustment tests
- AutoID® most CAN vehicles in 5 seconds
- Over 30 million experienced-based DTC fixes on-tool
- Built-in repair information, such as tune-up specs, key fob procedures, battery reset procedures, drive cycles, trans pan IDs and more
- Extremely fast boot time and Swift On function
- Wi-Fi and web browser allow full internet access
- 12-month domestic, Asian and European coverage subscription
- AutoDetect® alerts technician when repair information is available

ET9200ADV

- Deep Link, In-session access to Direct-Hit™ for Identifix® subscribers
- Contains information resources: Code Assist™, Symptom Assist™ and Repair-Trac™
- VESA® mounting capability
- Lifetime warranty**

OPTIONAL ACCESSORIES:

ET9200-DOCK Docking Station



ET3450 TPMS Tool



*OBD-I requires purchase of additional adapters

**To qualify for Diagnostics for Life lifetime hardware warranty, simply maintain an active, uninterrupted diagnostics subscription.

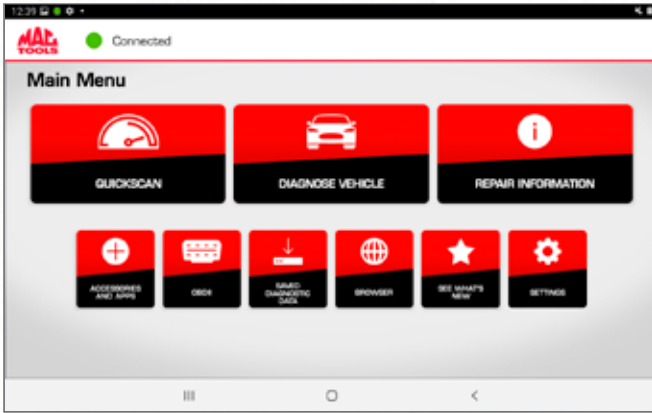
502

**MAC
TOOLS**

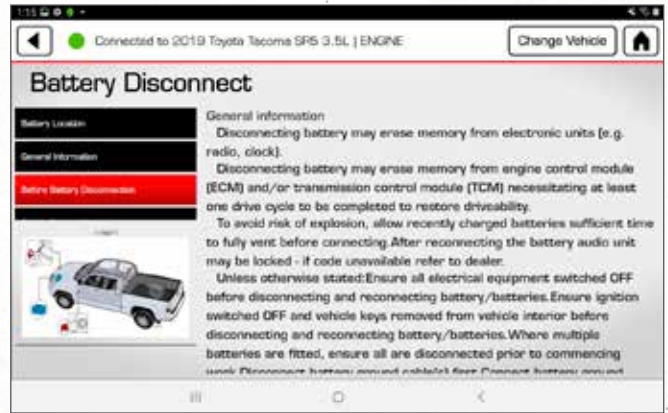


WARNING: Cancer and Reproductive Harm - p65warnings.ca.gov
For more info click-on MACTOOLS.COM/PROP65

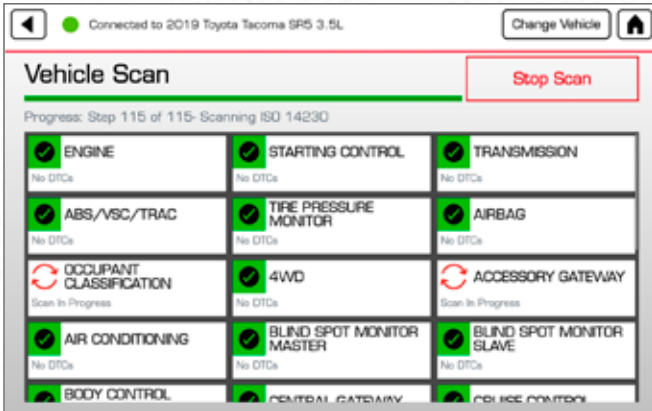
Android® and Google Play® are registered trademarks of Google LLC. | Identifix is a registered trademark of Identifix Inc. | Bluetooth® is a registered trademark of Bluetooth SIG, Inc. | VESA® is a registered trademark of Video Electronics Standard Association.




NEW Hot button navigation for faster access to critical functions



NEW Built-in repair information, such as tune-up specs, key fob procedures, battery reset procedures, drive cycles, trans pan IDs and more



NEW All system scan software



NEW Google Play® store for all your favorite apps and accessories



Customize data stream display, graph, and color for easy viewing



Over 30 million experienced-based DTC fixes on-tool. Contains information resources: Code Assist™, Symptom Assist™, Repair-Trac™ and ASE certified technical support

ADVANCED SCAN TOOLS

ET9200 SERIES



ET9200PRO DIAGNOSTIC SCAN TOOL

- NEW Wireless communication to the vehicle
- NEW Hot button navigation for faster access to critical functions
- NEW Google Play® store for all your favorite apps and accessories
- NEW Enhanced battery life with longer run time
- NEW 8" high-resolution touchscreen display
- NEW 2MP front camera/5MP rear camera
- NEW OBD II cable with voltage readout
- NEW Android® 10 operating system
- NEW Enhanced hard drive/processor
- NEW Wireless printing functionality
- NEW Microphone capability
- NEW All system scan software
- NEW Integrated steering wheel holder
- Complete bi-directional diagnostic platform for both OBD I* and OBD II equipped domestic,
- Asian, and European vehicles (optional OBD I cables required - must be purchased separately)
- Over 25,000 vehicle systems and over 12,000 actuation/adjustment tests
- AutoID® most CAN vehicles in 5 seconds
- VESA® mounting capability
- Extremely fast boot time and Swift On function
- Wi-Fi and web browser allow full internet access
- Bluetooth® connectivity allows endless possibilities of peripheral devices
- Lifetime warranty**

ET9200PRO

OPTIONAL ACCESSORIES:

ET9200-DOCK Docking Station



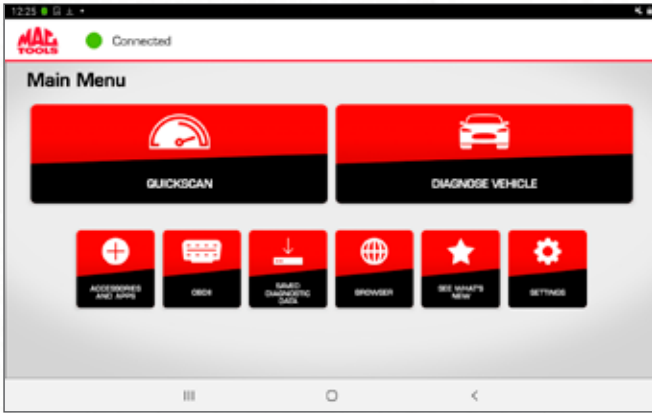
ET3450 TPMS Tool



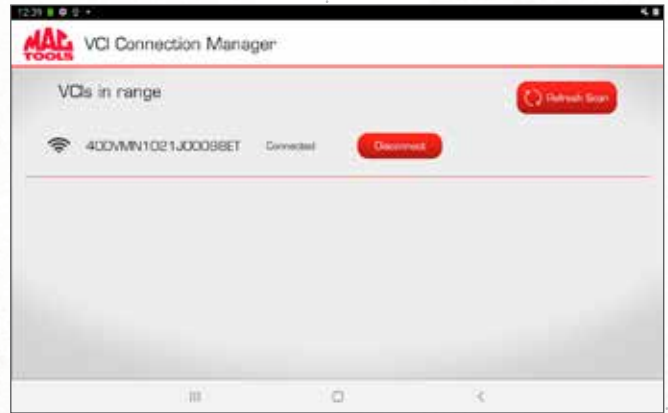
*OBD-I requires purchase of additional adapters

**To qualify for Diagnostics for Life lifetime hardware warranty, simply maintain an active, uninterrupted diagnostics subscription.

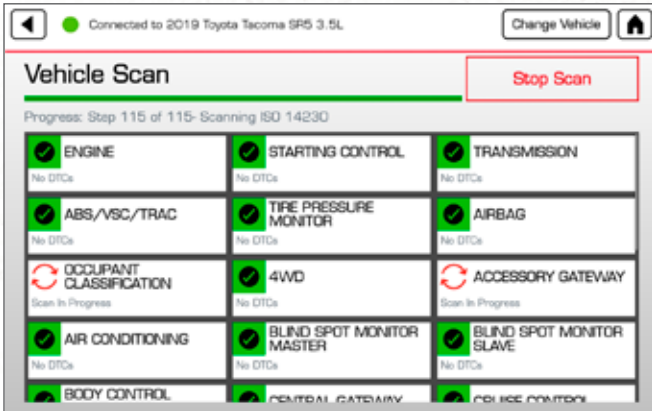





NEW Hot button navigation for faster access to critical functions



NEW wireless communication to the vehicle



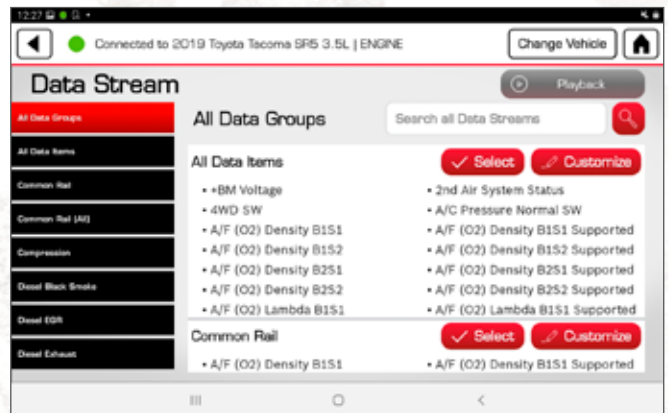
NEW All system scan software



NEW Google Play® store for all your favorite apps and accessories



Customize data stream display, graph, and color for easy viewing



Over 30 million experienced-based DTC fixes on-tool. Contains information resources: Code Assist™, Symptom Assist™, Repair-Trac™ and ASE certified technical support



SCAN TOOLS

ACCESSORIES



ET9200-UPDS ET6250-UPDS

12-MONTH SUBSCRIPTION WITH LIFETIME HARDWARE WARRANTY

- Domestic, Asian, European vehicle coverage
- Provides 12-months of frequent and valuable updates for new coverage, coverage enhancements, repair information, application improvement
- Diagnostics for Life* lifetime hardware warranty

* Diagnostics for Life applies to existing and future purchasers of the MDT 10. To qualify, simply maintain an active, uninterrupted diagnostics subscription.



ET3288

WIFI VIDEOSCOPE WITH 3' SHAFT

ET3290 (NOT SHOWN)

WIFI VIDEOSCOPE WITH 9' SHAFT

ET3289 (NOT SHOWN)

WIFI VIDEOSCOPE WITH 6' SHAFT

ET3291 (NOT SHOWN)

WIFI VIDEOSCOPE WITH 16' SHAFT

- 480p Ultra-Compact 5.5mm camera head with 6 dimmable LEDs
- Software interface records video and sound, captures still pictures
- Integrated LED flashlight below camera shaft illuminates work area
- Files can be emailed for further analysis or to show a customer trouble spots that need repair
- Works with modern smart phones through a free downloadable app
- IP67 Certified camera head resists dirt and liquids

VIDEO SCOPE APP INSPECTION APP FOR CELL PHONES

Mac Tools® video scope is WIFI embedded camera tools for inspection. Users can view video streaming (MJPG) in Android® phone take snapshot images (JPGs) or record video segments (MP4) mixed with voices.

ET3288-03 (NOT SHOWN)

3' VIDEOSCOPE SHAFT

ET3288-06 (NOT SHOWN)

6' VIDEOSCOPE SHAFT

ET3288-09 (NOT SHOWN)

9' VIDEOSCOPE SHAFT

ET3288-16 (NOT SHOWN)

16' VIDEOSCOPE SHAFT

ET3288-SC (NOT SHOWN)

VIDEOSCOPE ONLY - NO SHAFT

Bluetooth® word mark is a registered trademark owned by Bluetooth SIG, Inc.,
Android® is a registered trademark of Google® LLC.





ET3450 TPMS TOOL

- Activate and read TPMS sensor data, program sensors, check remote keyless entry (RKE) signal and display sensor data in seconds (ID, tire pressure, tire temperature, battery status, etc.).
- Perform OB2 II relearns within minutes when paired with a compatible Mac Tools diagnostic scan tool.
- Full database of indirect, manual and auto relearn procedures.
- Intuitive, full-color display with easy vehicle lookup by make, model and year.
- Supports Schrader EZ-sensor®, Alcar by Schrader; Alligator Sens-it; Continental REDI-Sensor; JohnDow DVT; Hamaton U-Pro, T-Pro, and EU-Pro; Huf IntelliSens; Italmatic Italsensor; Mobiletron; Orange Universal; DirectFit; Qwik Sensor; and Steelman.
- Four years of software updates included

INCLUDES:

- (1) TPMS Tool
- (1) Power Charger
- (1) USB-B Cable
- (1) Quick start Guide
- (1) USB with User Manual/Software
- (1) Carry Case



ET3914 BATTERY, STARTER, AND CHARGING SYSTEM TESTER

- Used with ET6250 / ET7200
- Works on 6V and 12V regular flooded, enhanced flooded, AGM, EV and start-stop automotive batteries
- 12v/24v Charging/starting systems tests
- Tests battery charging system to gauge alternator health and troubleshoot charging issues
- Capacity to email test results (stores 2,000 test records)
- Test batteries with as little as 1.5V



ET3415 CAN TEST BREAKOUT BOX

- Used with ET6250 / ET7200
- Diagnose electrical faults and CAN bus line activity
- Detects data and protocol communication
- Connects between data link connector (DLC) and scan tool
- Continuous numeric display or voltage
- Connect leads for increased diagnosis, and monitoring
- Probe lines with scope or DMM for detailed signal information
- Ideal for troubleshooting OB2 II communication issues





ET91932 SMARTEAR™ 3 HARDWARE KIT

- Can be used with the ET7200
- Sound level reading displays average, peak, and real-time values in either analog or digital
- Analog and digital readings have three display panels the user can choose from (*Wave-form, FFT, or Spectrum; PC version only*)
- Background sound offsetting, sample rates, and decibel offsetting can be manually set
- 8-Band frequency equalizer allows for high quality sound detection
- Selectable 6-channel function allows for multiple location/position diagnostics
- Record feature allows for data capturing during road testing or diagnostic testing for future reference or evaluation
- Compatible with Android® and Windows® operating systems

HARDWARE FEATURES:

- Bluetooth® wireless headphones provide high quality sound feedback
- Detachable sound wand with probe provides high quality sound detection
- Four color-coded Vibration Sensor Clamps provide multiple location diagnostics

PRODUCT #	DESCRIPTION
ET91932-01	Charging/Docking Station
ET91932-02	Sensor Clamp Without Bluetooth® Mod
ET91932-03	Sound Wand Without Bluetooth® Mod
ET91932-04	Bluetooth® Module Plug
ET91932-05	Storage Tray

Bluetooth® word mark is a registered trademark owned by Bluetooth® SIG, Inc., | All product and company names are trademarks™ or registered trademarks of their respective holders. Use of them does not imply any affiliation with or endorsement by them.





MAC TOOLS REPAIR SOURCE

DIAGNOSE, RESEARCH AND
REPAIR VEHICLE ISSUES



MAC TOOLS - REPAIR SOURCE INCLUDED WITH STANDARD SUBSCRIPTION

All the information you need in one tool! Mac Tools diagnostics platform now comes with vital technical information needed for repair on the specific vehicle make, model and year. One subscription gets it all-the coverage, updates and repair source!

REPAIR-SOURCE GIVES YOU ACCESS TO VEHICLE SERVICE AND REPAIR INFORMATION INCLUDING:

- **OEM Service Procedures:** AC/heater, engine, airbag, brake bleed, steering suspension, starter, alternator, timing belt, and more.
- **DTC Troubleshooting:** Test conditions and diagrams and supporting tests
- **Specifications:** AC system specs, brakes, capacities, quick lube, tune-up, and more
- **TSBs (Technical Service Bulletin)**
- **OE Wiring Diagrams**
- **Component Location Diagrams**
- **Torque Specifications**
- **Computer Relearn Procedures**
- **Maintenance Procedures and Schedules**
- **Labor Times**
- **Fault Code Trees for Most System**



800.MACTOOLS



WARNING: Cancer and Reproductive Harm - p65warnings.ca.gov
For more info click-on MACTOOLS.COM/PROP65

509

SCAN TOOLS

HEAVY-DUTY DIAGNOSTICS

HEAVY-DUTY EQUIPMENT COVERAGE



ET8250-HD

Product hardware subject to change without notice.



ET8250-HD HEAVY-DUTY SCAN TOOL WITH OFF-HIGHWAY COVERAGE

ET8150-HD HEAVY-DUTY SCAN TOOL

- Extensive make, model, engine, and system coverage for North American class 6-8 commercial vehicles and heavy duty trucks
- Unparalleled OHW coverage and connectivity for construction equipment, agricultural vehicles, stationary engines, street sweepers and more
- Useful technical information to aid in diagnosis, maintenance, and repair
- 10" touchscreen tablet designed for technicians in a rugged environment
- Front and rear cameras for repair image storing
- 4GB memory with 128GB flash disk for permanent storage
- 13-PC. cable set connecting to all major North American on-highway trucks, off-highway vehicles, stationary engines and machinery
- Easy to use software helps to navigate the complex world of OHW vehicles
- OHW troubleshooting and repair information to aid in diagnosis, maintenance, and repair
- Additional diagnostics capabilities include: identifying fault codes, performing service routines, configuring replacement components, adjusting and setting parameters, performing stationary regens, and performing cylinder cut-out tests

PRODUCT #	ET8250-HD	ET8150-HD
Color Screen	•	•
10" tablet with wireless VCI	•	•
Create and print reports	•	•
DPF regeneration and maintenance resets	•	•
Component actuations and tests	•	•
Data stream tables and graphing	•	•
Read and clear trouble codes	•	•
One-year warranty	•	•
System tests (some automated)	•	•
Leakage tests	•	•
Injector coding and trim files	•	•
Calibrations (including VGT)	•	•
Adjustments and settings	•	•
Wiring diagrams and component locations	•	•
Troubleshooting subscription	Optional	Optional
Off-highway / AG / construction coverage	•	•
Includes off-highway cable kit	•	•

INCLUDES:

- (1) Heavy-Duty Tablet
- (13) Cables including the 6, 9, and 16 pin
- (1) VCI - Vehicle Communication Interface
- (1) Carry Case

- ETHDSW-UPD ET8100/8150/8200/8250 HD Hwy Update
- ET8200OHW-UPD ET8200/8250 OHW Update
- ETOHWCBL-UPD ET8150 OHW Software Update and Cables
- ET3824-08R ET8100/8150/8200/8250 Troubleshooting 1-yr Sub

510

MAC
TOOLS



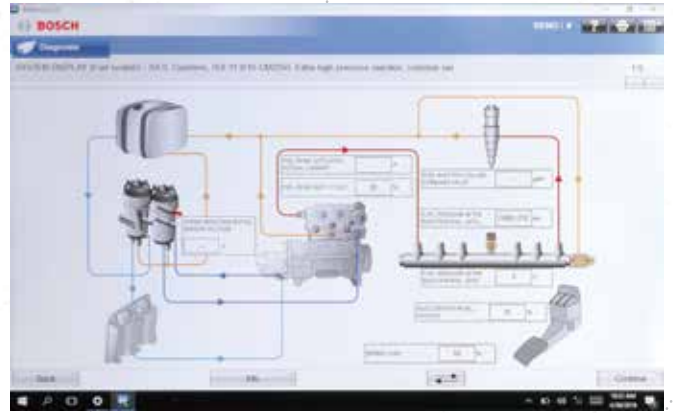
WARNING: Cancer and Reproductive Harm - p65warnings.ca.gov
For more info click-on MACTOOLS.COM/PROP65

Bluetooth® word marks a registered trademark owned by Bluetooth SIG, Inc.,
Windows® is a registered trademark of the Microsoft Corporation



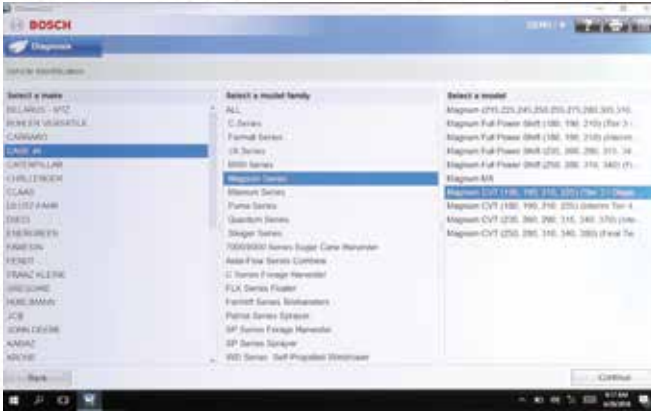
SIMPLE NAVIGATION

Simple navigation for 6-pin, 9-pin and 16 pin vehicles



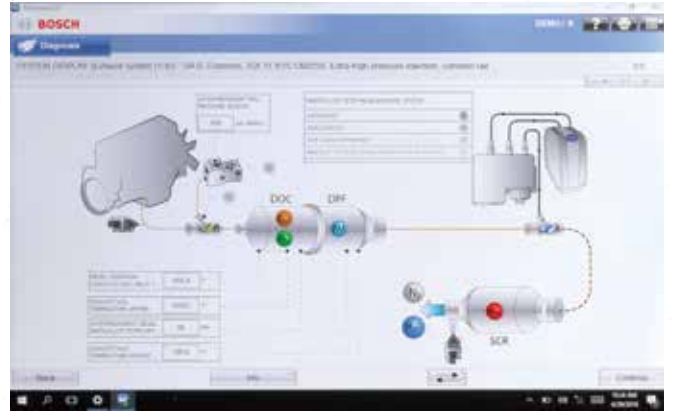
INTUITIVE DATA DISPLAY

Graphical data display for ease of diagnostics




BI-DIRECTIONAL CONTROLS

Powerful bi-directional controls, like DPF Regen and Injector Coding



INTERACTIVE WIRING DIAGRAMS

Interactive wiring diagrams that include links to component locations



POWER OF CONVENIENCE IN THE PALM OF YOUR HAND





ET1210ANX

ET1510ANX

ET110ANX

PRODUCT #	ET110ANX	ET1210ANX	ET1510ANX
DTCs, Freeze Frame, Monitors, and MIL Status	•	•	•
Domestic and Asian ABS Codes and Definitions*	•	•	•
Live Engine Data Stream	•	•	•
Color Screen	•	•	•
Domestic and Asian SRS/Airbag Codes and Definitions*	•	•	•
Graph Live Data Stream Parameters		•	•
View Mode 6 Diagnostic Monitor Test Results		•	•
Displays Battery, Starting, and Charging Voltage		•	•
Mode 5 O2 Monitor Test Results		•	•
CodeConnect® - Over 26M Vehicle-specific DTC Fixes			•
Enhanced Powertrain Coverage for Domestic, and Asian			•
Ford OBD II On-Demand Tests (Injector buzz, KOEO, KOER, etc.)			•
Battery and Oil Light Reset			•
Code Criteria - Detailed Conditions Required for DTC			•
Calculates Vehicle Fuel Mileage Using MAF Data			•
Acronym Library - Defines Commonly Used Vehicle Acronyms			•
Describes Vehicle Component Locations			•
Drive Cycle Monitor - Current State of Readiness in Real-time			•
European SRS/Airbag Codes and Definitions*			•
ABS Enhanced Live Datastream for GM®, Ford® and Toyota®			•
Engine and Transmission Enhanced Live Datastream for GM® and Ford® Vehicles			•
EPB Caliper Retract for Most Audi®/VW® Vehicles			•
Brake Bleed Test for Ford®, GM®, Chrysler®, and Toyota®			•
Steering Angle Reset for GM® and Nissan® Vehicles			•
BMW Brake Zeroing Test (Resets Brake Pad Wear Sensor)			•

CodeConnect is a registered trademark of SPX Corporation
AutoID is a trademark of Auto ID, Inc.

† Expand your coverage with in-app purchases • ABS Codes and Definitions for most 1996 and newer GM, Ford, Chrysler, Honda, Hyundai, Nissan and Toyota vehicles • AIRBAG/SRS codes and definitions related to the Airbag warning light for most 1996 and newer GM, Ford, Chrysler, Honda, Hyundai, Nissan and Toyota vehicles

SCAN TOOLS

HANDHELD SCAN TOOLS



ET3420-HD HEAVY-DUTY SCAN TOOL

- Read and clear diagnostic trouble codes
- Class 4 - Class 8 truck coverage featuring "Automatic Protocol Search"
- HD J1587 / J1708 and J1939 CAN, Engine, Transmission/ABS coverage and more
- Global OBD II Quick Test
- Gasoline and diesel engine coverage
- Live vehicle data - All SAE Standard Data Items on CAN bus.
- Engine speed and ECU temperature
- Percent acceleration pedal position
- Engine intercooler and coolant temperature
- Battery and alternator voltage
- Ambient and inlet air temperature

INCLUDES:

- (1) ET3420-HD Scan tool
- (1) 4 AA batteries
- (1) 6 Pin cable
- (1) 9 Pin cable
- (1) OBDII cable

ET1510ANX MAC TASKCONNECT TRILINGUAL OBD II, CAN, ABS, AND AIRBAG SCAN TOOL

- CodeConnect® - Over 26 million vehicle-specific top DTC fixes
- Ford® OBD II on demand tests (Injector buzz, KOEO, KOER, etc.)
- Battery and oil light reset
- Code criteria - detailed conditions required for DTC
- Displays vehicle battery, starting, and charging voltage
- Calculates vehicle fuel mileage using MAF data
- ABS enhanced live datastream for GM®, Ford® and Toyota®
- Transmission enhanced live Datastream for GM® and Ford®
- Engine enhanced live Datastream for GM®, Ford® and Toyota®
- EPB caliper retract for most Audi®/VW® vehicles
- Brake bleed test for Ford®, GM®, Chrysler®, and Toyota® vehicles
- Steering angle reset for GM® and Nissan® vehicles
- BMW® brake zeroing test (resets brake pad wear sensor)
- Read and erase DTCs, freeze frame, Readiness monitors, and MIL status
- Graph and record live engine data stream
- Mode 6 data with TID and CID definitions
- Mode 5 O2 monitor test results
- AutoID® automatically selects CAN vehicle make, model, year and engine
- Displays manufacturer-specific code definitions
- Meets the latest OBD II standards for light-duty, diesel, and hybrid vehicles
- Component locator - describes vehicle component locations
- Drive cycle monitors readiness in real-time



ET1210ANX**MAC TASKPLUS® OBD II SCAN TOOL**

- OBD II codes and definitions for all 1996 and newer vehicles
- ABS codes and definitions for most GM®, Ford®, Chrysler®, Toyota®, Honda®, Nissan®, and Hyundai® vehicles
- SRS/Airbag code and definitions for most GM®, Ford®, Chrysler®, Toyota®, Honda®, Nissan®, and Hyundai® vehicles
- Displays vehicle battery, starting, and charging voltage
- Live engine data stream for all OBD II vehicles
- Graph and record live engine data stream
- Displays manufacturer-specific code definitions
- Meets the latest OBD II standards for light-duty trucks, diesel, and hybrid vehicles
- Automatically reads DTCs when connected for fast diagnostics
- Bright, color screen for easy viewing
- Read/erase DTCs and turn off the check engine light
- AutoID® automatically selects vehicle make, model, year and engine
- 4' OBD II cable (attached)
- View MIL status
- Displays VIN and readiness monitors
- Reads pending codes and permanent codes
- Read/erase freeze-frame data

**ET110ANX****TASKCODE® OBD II SCAN TOOL**

- OBD II codes and definitions for all 1996 and newer vehicles
- ABS codes and definitions for most 1996-2013 GM®, Ford®, Chrysler®, Toyota®, Honda®, Nissan®, and Hyundai® vehicles
- Live engine data stream for all OBD II vehicles
- Large screen displays multiple lines of data for ease of use
- Meets the latest OBD II standards for light-duty trucks, diesel, and hybrid vehicles
- Automatically reads DTCs when connected for fast diagnostics
- Read/erase DTCs and turn off the check engine light
- 4' OBD II cable (attached)
- View MIL status
- Displays VIN and readiness monitors
- Reads pending codes and permanent codes
- Read/erase freeze frame data



SCAN TOOLS

CODE READERS



ET40M (NOT SHOWN)
2.4" SINGLE GRAPH
MULTIPURPOSE
CODE READER

ET50M
2.8" TWO GRAPH
MULTIPURPOSE
CODE READER

ET60M (NOT SHOWN)
2.8" TWO GRAPH
RECORD AND PLAY
BACK CODE READER



ET70M
4" FOUR GRAPH ABS,
AND SRS RESET
CODE READER

ET80M (NOT SHOWN)
4" FOUR GRAPH OIL LIGHT,
EPB, SAS, BMS, AND DPF
RESET CODE READER

ET90MP (NOT SHOWN)
4" FOUR GRAPH OIL LIGHT,
ABS, SRS, EPB, SAS, BMS,
AND DPF RESET CODE READER

ALL UNITS FEATURES:

- Color Screen
- DTC Help
- I/M Readiness
- Freeze Frame
- Data Stream
- Accelerated Data Refresh
- VIN Lockup
- Manufacturer Specific DTCs
- DTC Lookup (P,C,B,U)
- Multilingual Support
- Internet Updatable

PRODUCT #	ET40M	ET50M	ET60M	ET70M	ET80M	ET90M
Screen Size	2.4"	2.8"	2.8"	4"	4"	4"
Data Graphing	1 Graph	2 Graphs	2 Graphs	4 Graphs	4 Graphs	4 Graphs
All Modes OBD II (1-10)		•	•	•	•	•
O2 Sensor and Evap Test		•	•	•	•	•
On-Board Monitoring Test Results		•	•	•	•	•
Diesel Emission Support				•	•	•
Record and Playback Data			•	•	•	•
Print via PC			•	•	•	•
Oil Light Reset					•	•
ABS (Anti-lock Brake System)				•		•
ABS Bleeding (Anti-lock Brake System)					•	•
SRS (Supplemental Restraint System)				•		•
EPB Reset (Electronic Parking Brake)					•	•
SAS Reset (Steering Angle Sensor)					•	•
BMS Reset (Battery Management)					•	•
DPF Reset (Diesel Particle Filter)					•	•
Storage Case Included				•	•	•



GREAT TO WORK WITH™

ETHDM

MILLENNIUM HD PRO

Millennium HD Pro, a new generation heavy-duty DPF tool, is specially designed for the North America market. It has integrated DPF function with read and clear DTCs, read freeze frame, read vehicle information, graphic display and basic functions.

FEATURES:

- For gasoline vehicles (I/M Readiness, O2 sensor test and EVAP test), Read and Clears DTCs, Reads Vehicle Information, and Graphic Display
- For heavy duty vehicles (J1708 AND J1939) Read and Clears DTCs, and Data Stream
- Supports Caterpillar Coverage
- Supports regen command for most makes and models
- Includes 6 pin, Type II 9 PIN, and 16 pin adapters
- English, Spanish, and French
- Free lifetime updates





MONGOOSEPRO REFLASH CABLE

- MongoosePro OEM Specific J2534 Interfaces
- Mongoose is a USB interface that connects directly to the vehicle for reprogramming and diagnostics
- Supports Tech2WIN diagnostics

PRODUCT #	DESCRIPTION
MGOOSEPROGM	GM®-only Reflash Cable
MGOOSEPROFORD	Ford®-only Reflash Cable
MGOOSEPROCHRY	Chrysler®-only Reflash Cable
MGOOSEPROTOYO	Toyota®-only Reflash Cable
MGOOSEPROJLR	Jaguar®-Land Rover® Reflash Cable
MGOOSEPROHOND	Honda® Reflash Cable
MGOOSEPROVW	Audi® and VW® Reflash Cable

ET0525 ECU REFLASH DRIVE

- Perform dealer-level pass thru programming for both repairs and routine maintenance
- OEM J-2534 application supports both J2534-1 and J-2534-2 and more than thirty-six OEMs
- Perform J2534 reflashes
- Supported BUS Protocols: CAN/ISO 15765/GMLAN, 2nd CAN (Dual or Single Wire), Ford® SCP (J1850PWM), GM Class 2 (J1850VPW), Chrysler® SCI (J2610), KWP2000 (ISO9141/14230)
- Includes support for GM® Tech2WIN providing Tech 2 diagnostic software for PC and GM® TIS Tech2WIN subscription
- Compliant to SAE J2534 (Feb 2002), SAE J2534-1 (Dec 2004), and ISO 22900-1 MVCI Physical Layer
- J2534-2 extensions: Single Wire CAN, CAN Mixed Mode, and Pin Switching



SOFTWARE INCLUDES:

Flashing manufacturer how-to videos, Links to OEM J2534 websites, Daily news of current and open OEM issues that affect flashing capabilities, OEM Flashing FAQ's, J2534 industry announcements, Access to webinars

INCLUDES:

- (1) Exclusive 2-Year Warranty
- (1) BMW 20-Pin Adapter, Free Phone Support from J2534 Specialists

All product and company names are trademarks® or registered® trademarks of their respective holders. Use of them does not imply any affiliation with or endorsement by them.



CARDAQ-PLUS-KIT CARDAQ-PLUS 2®

The CarDAQ-Plus2® is the next generation Drew Technologies J2534-1 and J2534-2 device with advanced support for J2534 v05.00 and DoIP. In addition, it features High Speed USB and support for global vehicles. Drew Technologies fully tests our devices for compliance and meet all of today's SAE J2534 standards. OEM's globally trust Drew Technologies and approve our tools for their dealerships as well as their Engineering uses, such as: testing, software development, EOL testing, and more. Consider Drew Technologies for your custom solutions needs too.

- All-makes, all-model SAE J2534 reprogramming (OEM Websites, click [HERE](#))
- OEM subscription prices, click [HERE](#)
- SAE J2534-1: CarDAQ-PLUS 2 is the most advanced device for reprogramming of ALL OEM with the use of their OEM provided software
- SAE J2534-2: CarDAQ-PLUS 2 offers extra J2534-2 support that expands reprogramming beyond just the Engine/Trans modules for GM®, Ford®, Chrysler®, Toyota®, Honda®, Audi®, VW®, BMW®, Volvo® and more



CBL-BMW-KIT ADAPTER KIT FOR BMW

- 2 adapters that allow attachment of the CarDAQ OBDII cable to BMW® specific connectors:
- 20-pin BMW® cable
- 7-8 pin adapter



MULTIMETERS

DIGITAL MULTIMETERS



EM823 ADVANCED DIGITAL MULTIMETER

- Electric measure
- Battery and charging system analysis
- Advanced measure for sensor and actuators
- Conventional ignition test
- Pulse width: 0.5 to 250ms
- Conventional high voltage ignition analysis
- Temperature measure
- USB and Bluetooth® Communication
- 50,000 Display Count
- True RMS
- Diode and continuity tests
- Electric Motor Test
- ECU Test
- Ignition Peak V Ignition Burn Time
- Vehicle Ground Test
- Auto Ranging
- Record-mode
- MAX / MIN / AVG
- Auto-hold and Hold functions
- Adjustable Trigger Mode
- Analog Bar-Graph
- Backlit Display
- CAT III 1000V



EM721 DIGITAL MULTIMETER

- Electric measure
- Advanced measure for sensor and actuators
- Conventional ignition test
- Temperature measure
- USB connected
- Display Count: 4,000
- True RMS
- Performs diode and continuity tests
- Pulse Width: 0.1 to 1999.9ms
- Autoranging
- Relative
- Min/Max/ Average
- Adjustable trigger mode
- Analog Bar-Graph
- USB communication
- Backlit display
- CAT III 1000V



GREAT TO WORK WITH™



EM680 INSULATION TESTING DIGITAL MULTIMETER

- Unit measures current, voltage, resistance, frequency, and continuity as well as performing diode and insulation tests
- Resistance: 0Ω - $40M\Omega$
- Frequency: 1Hz - 100kHz
- Insulation Test Voltages: 250V, 500V, 1000V



EM720T SMART DIGITAL MULTIMETER

- Automatic selection—no need to select AC or DC voltage, continuity, resistance, frequency
- Amp Direct Reading: no need to calculate the value, it's directly shown, reducing the risk of a short circuit
- Dual-line LCD screen with backlight: more information [Voltage and frequency in the same time]
- CAT III 600V



EM112 AUTO METER

- Check electric line, immediately find faulty connections
- DC measure up to 49V for all the automotive measures
- Line test—Detects faulty connections in electric circuits
- PWM / MLI signal detector automatically indicates when measuring a square signal used to command idle actuator, turbo wastage, EGR, and Canister valve
- Measure resistance up to $40M\Omega$ when testing ignition coil, most of sensors
- Continuity signal alarm when testing lamps, fuse, connector, and switches



MULTIMETERS

MULTIMETER ACCESSORIES



EM111 AC/DC LARGE RANGE CURRENT AMP PROBE

- Measures current from 20A to 1500A
- No need to open the circuit, no need electric contact
- For AC and DC current
- Can be used with all DMMs
- For automotive and industrial maintenance
- Able to check engine cranking current or charging current on light vehicle and truck



EM121 AC/DC LOW CURRENT AMP PROBE

- Measures current from 5 mA to 30A
- No need to open the circuit, no need electric contact
- For AC and DC current
- Can be used with all DMM who including AC/DC mV function
- Measures the current leak on vehicle
- For all diagnostic specialist



**EM720C
SMART DIGITAL CLAMP METER**

- Smart automatic detection:
No need to select AC or DC volts or resistance. Tester selects the right setting automatically
- Large amp range capability:
TRMS AC and DC up to 600A
- Cat IV 600V

NOID LIGHT TEST KITS



- Detects whether the EFI system or idle air control are possible faults on no-start vehicles
- Once you disconnect the fuel injectors, plug in a noid light, and crank the engine, a flashing light indicates normal pulsing voltage
- Applications: GM® PFI, Ford® TBI, Geo® TBI, Bosch® PFI, GM® TBI, GM® SCPI, and now new applications of Bosch® 2 and Multec® 2, plus two GM® IAC testers (flat and square four connector applications) with red and green LEDs

INCLUDES:

- (1) Harness Extension
- (1) Blow-Molded Case

PRODUCT #	DESCRIPTION	SET
ET3055D	Noid Light/IAC Test Kit	
ET3051D	Noid Light Test Kit	
ET3055D-1	GM® TBI PFI with Flat 4-Pin	•
ET3055D-2	GM® TBI PFI with Square Pin	•
ET3055D-3	Geo® TBI Noid Light	• •
ET3055D-4	GM® TBI Noid Light	• •
ET3055D-5	SM SCPI	• •
ET3055D-6	GM® Multitech 2	• •
ET3055D-7	Bosch® PFI Noid Light	• •
ET3055D-8	Bosch® 2 Noid Light	• •
ET3055D-9	GM® PFI	• •
ET3055D-10	Ford® TBI Noid Light	• •




CIRCUIT AND FUSE TESTERS

CIRCUIT TESTERS



ET116X CORDLESS CIRCUIT TESTER

- Detects 3-28V DC
- Removable wire holder helps pierce small, hard-to-hold wires
- Low current draw is safe for ECMs, sensors, transducers, etc.
- No ground wire or clip required
- Audible and visual voltage indicator
- Replaceable long-life alkaline batteries (2 x size N) included



ET348X INTEGRATED TEST LIGHT/VOLTMETER

- Interchangeable probe circuit tester with an easy-to-read back lit LCD that displays voltage reading (3-48V range)
- Equipped with a wide assortment of probes, slip-on adapters, and clips, this tool makes it easy to access even the hardest-to-reach areas of today's vehicles

INCLUDES:

- (1) 12' High Visibility Retracting Ground Lead
- (2) Interchangeable Probes
- (1) Handle with LCD Voltage Display Unit
- (1) Blow-Molded Case (Not Shown)



ET28830 DIGITAL CIRCUIT TESTER

- Heavy-duty circuit tester with digital LCD display to accurately show DC voltage
- Two LEDs provide 360° visibility of polarity: red light indicates positive polarity, green indicates negative polarity
- 12' coiled cord
- Heavy-duty alligator clamp for secure connections
- Probe is insulated to reduce the possibility of short-circuit with other components
- Computer safe
- Will not damage sensitive electronic components
- Operating range 3-49 volts DC to work on most vehicle electrical systems



ET115X 12/24V HOOK TIP CIRCUIT TESTER

- Clear molded handle
- Requires just one hand to test circuits in hard-to-reach areas
- Has 16-gauge, 44" ground wire with 50 Amp clamp
- Use for circuits, connections, fuses, and 2-cycle engine timing





ET111X
6/12V CIRCUIT TESTER

- Circuit tester for 6V and 12V systems
- Heavy-duty coil cord extends to 12'
- Clear handle with stainless steel probe
- Permanently attached wire and spring strain relief in specially hardened molded
- Screw-on end cap for easy bulb replacement
- 18-Gauge clip with insulating boot



ET113X
6/12V SUPER SLIM CIRCUIT TESTER

- Small, ergonomic design
- High intensity bulb
- Needle-sharp, stainless steel threaded probe
- Threaded probe enables use of other screw-on type accessories
- 15' High visibility cord lead



ET114X
24/36V CIRCUIT TESTER

- Circuit tester for 24V and 36V systems
- Heavy-duty coil cord extends to 12'
- Clear molded handle with stainless steel probe
- Permanently attached wire and spring strain relief in hardened screw-on end cap for easy bulb replacement
- 18-Gauge clip with insulated boot



ET112X
6/12/24V CIRCUIT TESTER

- Two-color LED circuit tester for 6/12/24V systems
- Heavy-duty coil extends to 12'
- Clear molded handle with stainless steel probe
- Circuit board comes with two LEDs: one red LED to verify the tool is hooked up correctly and the other that lights either red or green to indicate a voltage or ground connection
- LED circuit board and lead set are field replaceable



ET74
AMP HOUND

ET74-2
AMP HOUND LEADS

- The fastest way to measure current
- Find current in all ATM, ATO, and MAXI type fuses (most accurate on 5-50 Amp sizes)
- Can detect currents as low as 5mA, easily find any parasitic drain
- Never pull a fuse again to read the current
- Audible beep instantly tells you if there is any current in any circuit and provides "No Look" effortless operation
- Great for those under-dash fuse panels
- The tool is battery operated with an automatic shut-off
- Use standard test leads to touch the top of the fuse



ET72
AMP HOUND 2

- Measure automotive amperage instantly without removing the fuses
- Audible tone lets you know when you have connection with a fuse and if there is current present in the circuit
- Snapshot Mode and Tracking Mode allow component testing and parasitic drain location
- Special fuse adapters lock on to fuse and provide hands-free control



ET26330
LED CONTINUITY TESTER

- If the bulb lights up, continuity exists
- If the bulb fails to light, the circuit is open
- Not for use on live circuits, but incidental contact with 12V supply will not burn out LED bulb

ET64970
PARASITIC DRAW TESTER

Replaceable in-line fuses protect both the meter and tester in the event a high current source on the vehicle is left on. The multimeter is bypassed with the switch during connection in case of a power surge. The tester and meter can remain connected until other computer systems shut down, isolating the drain. As a convenience, stacking banana connectors are used on the tester. This allows voltage to be measured on various locations on the vehicle during the drain test, using standard test leads.



IGNITION TOOLS

IGNITION TESTERS



IT80400 **HIGH ENERGY** **IGNITION TESTER**

- Safely check spark on any ignition system
- Sealed chamber reduces the risk of fires around high pressure fuel injection systems or marine use



ET96019 **ADJUSTABLE IGNITION** **SPARK TESTER**

- Adjustable gap allows for different spark gap requirements of different ignition systems, from 0 to 40,000V
- Screw assembly adjusts spark gap
- Gauge background
- Alligator clip



ST400 **INLINE SPARK TESTER**

- Visually check the ignition system
- Connect the tool between the spark plug and the plug wire
- Double-ended to offer a straight boot and a 90° boot on one tool
- With the engine running, the tool flashes a mirror image of ignition spark



ST380 **SPARK TESTER**

- Tests spark plugs, spark plug wires, and coils without puncturing the wire
- With engine running, place the grooved end of the tool over the plug wire
- The bulb will flash to indicate spark



ET76562 **COIL-ON-PLUG (COP)** **QUICK PROBE VS**

- Easily and quickly determine if a COP is producing a proper spark for the plug
- Eliminates the need for back-probing coil wires and disassembly to test at the coil connector or spark plug
- Variable sensitivity [VS] for greater diagnostic accuracy and expanded application coverage



FIP76462 **UNIVERSAL EFI** **QUICK PROBE**

- Quickly determine if a fuel injector is firing by detecting a mechanical vibration, such as a fuel injector's pintle movement
- Works on gas and diesel engines
- No hunting for injector wires to test at the connector or injector removal required
- The probe is specifically designed to detect the vibrations emitted when the injector fires





TIMING LIGHT **STANDARD FEATURES:**

- All metal inductive pickup
- Super bright xenon flash
- Removable leads with positive twist-lock connector
- One touch control
- Durable, plated ABS housing
- Over-molded grips
- Heat-resistant over-molding on clips
- Blow-molded case

TL550E **ADVANCE TIMING LIGHT**


ADDITIONAL FEATURES:

- Adjustable knob measures centrifugal, vacuum, and computer advance



MSC28 **AUTO MEMORY SAVER**

- Prevents the loss of electronic memory when disconnecting the vehicle's battery
- High visibility coiled cord stretches to 8'
- Easy storage in tool box
- OBD II connection uses positive and ground pins only, will not interfere with fault codes
- Coiled cord prevents tangles



ME900 **9V POWER PORT MEMORY SAVER**

- Designed to maintain the memory of the on-board vehicle computer (CCU) when battery is disconnected
- Prevents loss of certain drivability codes, keyless entry codes, digital radio settings, cellular phone settings and other memory related functions
- Prevents loss of radio function on anti-theft radio systems
- Use with 9V alkaline battery (not included)



DIGITAL MULTIMETERS

TEST LEADS AND ACCESSORIES



ET96059 JUMPER LEAD SET

- Set includes most of the popular leads and clips used for electronic component diagnostics

INCLUDES:

- (2) Sets of 30" jumper twins
- (1) Test lead set - 50"
- (4) Signal probes
- (2) Ground leads - 24"
- (4) #60 Alligator clips
- (2) 20 Amp test clips
- (2) General test clips
- (1) Nylon zippered pouch



ET95902 CUSTOM AUTO TEST LEAD KIT

- An assortment of the most common leads, probes, and clips

INCLUDES:

- | | |
|---|--|
| (1) 20-Amp Insulated 48" Silicone 4mm Lead Assembly (Red) | (1) Cable Piercer (Red) |
| (1) 20-Amp Insulated 48" Silicone 4mm Lead Assembly (Black) | (1) Back Probe (Red) |
| (1) Short Steel Tipped Probe (Red) | (1) Back Probe (Black) |
| (1) Short Steel Tipped Probe (Black) | (1) Fully Insulated Flanged Crocodile Clip (Red) |
| (1) Cable Piercer (Black) | (1) Fully Insulated Flanged Crocodile Clip (Black) |
| | (1) Four-Pocket Organizer |



ET95961 SUPER-DUTY TEST LEADS

- Cords stretch to 48" long
- Copper-plated test clips with heavy-duty insulated boots



ET95924 INSULATION PIERCING TEST LEAD/PLUG

- Cords stretch to 48" long
- Nickel-plated brass body, nickel-plated phosphor bronze springs, plastic handles, and solderless assembly
- Nickel-silver hook contact is spring-loaded for strong clamp-on action



ET96072 JUMPER TWINS

- Features 30" highly insulated wire-jacketed leads with alligator clips on both ends

Power Probe is a registered trademark of Power Probe, Inc.





ET95922
HI-VISIBILITY
MULTIMETER
COIL CORD LEADS

- Coiled cords stretch to over 60" long
- Non-slip prodding probe with stainless steel point and removable alligator clips for each end



ET95959
HI-VISIBILITY
COIL CORD LEAD

- Coiled cords stretch to over 60" long
- Insulated alligator clips on both ends



ET96471
48" SILICONE
TEST LEADS

- 3.8mm Outside diameter leads are rated to maximum 1,000V/10 Amp



ET96470
FULLY INSULATED
CROCODILE CLIPS

- Fully insulated jaws
- Maximum voltage/ amperage: 1,000V/32 Amp
- Wide opening jaws
- Connection type is 0.16" (4mm) female banana plug



ET95916
CABLE PIERCERS
INCLUDES:

- [1] Cable Piercer (Red)
- [1] Cable Piercer (Black)



ET95958
AUTOMOTIVE
TEST LEADS

- INCLUDES:**
- [2] 20-Amp Double Insulated 48" Silicone 4mm Test Lead Sets
 - [2] Insulated Flanged Crocodile Clips
 - [2] Back Probes
 - [2] Cable Piercers
 - [1] 10-Amp In-Line Fuse Link
 - [2] Bed-Of-Nails Clips



DIGITAL MULTIMETERS

TEST LEADS AND ACCESSORIES



RTL1176A
7-PC. 15' RETRACTABLE
TEST LEAD SET WITH
BANANA PLUGS

ET95910 (NOT SHOWN)
3 X 10' RETRACTABLE
TEST LEADS

ET95912 (NOT SHOWN)
2 X 30' RETRACTABLE
TEST LEADS



ET95917 (NOT SHOWN)
2 X 30' RETRACTABLE
TEST LEADS WITH
MAGNET

ET95947 (NOT SHOWN)
30' RETRACTABLE
TEST LEADS

ET96074
3 X 10' RETRACTABLE
TEST LEADS WITH
MAGNET

PRODUCT #	RTL1176A	ET95910	ET95912	ET95917	ET95947	ET96074
Used for testing electrical circuits	•	•	•	•	•	•
Retractable leads extend and lock at a desired length	•	•	•	•	•	•
Rewind test lead into its own protective case when not in use	•	•	•	•	•	•
Features insulated alligator clips	•	•	•	•	•	•
18-Gauge copper wire		•	•	•	•	•
Three different color wires for easy identification		•				•
Body has magnets for adhering to ferrous surfaces				•		•



ET96473
AUTO BACK PROBING
CONNECT KIT

- Compliments any standard multimeter by adding insulation-piercing and 90° back probe leads
- Piercers are 3-1/8" in length
- Short back probe wires are 11-1/2" long
- Long test leads are 52" long

- INCLUDES:**
- (2) Insulation-Piercing Test lead Clips
 - (2) Right Angle Back Probe Test Lead Clips
 - (2) Silicone Test Leads



ET96466
RIGHT ANGLE
BACK PROBES

- Unique right angle back probe design enables connectivity in confined areas
- High-flex silicone wire for superior heat and chemical resistance
- Modular design is compatible with any industry standard
- 4mm shrouded banana plug test lead



ET96469
BACK PROBES

- Flexible and formable 3/4" pin provides an easy connection past weather pack seals to connector conductors
- Tested to 60V DC
- Connection type is 0.16" (4mm) female banana plug



ET96468
OEM MODULAR
TEST PROBE SET

- Sharp steel points
- Maximum voltage/amperage: 1,000V/10 Amp
- Connection type is 0.16" (4mm) female banana plug





ET3569M
MASTER BACK
PROBE TEST KIT

- Eliminates damaged connector terminals that result from testing with standard test probe
- Flexible joint to connect in tight locations

ADAPTERS INCLUDED FOR:

Packard Weather-Pack, Metri-Pack, and Micro-Pack connectors



ET96467
MINI CABLE PIERCERS

- Quick and reliable access
- For cables \varnothing 1.0 - 2.5mm
- Standard 4mm socket to rear
- Recommended for safe voltage piercing only (600V maximum)

INCLUDES:

- (1) Mini Cable Piercer (Red)
- (1) Mini Cable Piercer (Blue)
- (1) Mini Cable Piercer (Green)
- (1) Mini Cable Piercer (Yellow)



ET95923
EASY ACCESS BACK PROBES

- Perfect for connecting to fuel injectors, MAP, and TPS sensors
- Impervious to extreme temperatures and automotive solvents

INCLUDES:

- (2) 1/32" Back Probe Pins (Yellow)
- (2) 1/32" Back Probe Pins (Green)
- (2) 1/32" Back Probe Pins (Red)
- (2) 1/32" Back Probe Pins (Blue)



ET95904
EASY ACCESS 76"
BACK PROBE KIT FOR SCOPE

- Back probe pins 0.028" / 7mm OD
- Extra-long, 76" double-insulated silicone test leads (rated 1000V CAT III, 20 Amp)

INCLUDES:

- (1) Extra Long Test Lead (Green)
- (1) Extra Long Test Lead (Yellow)
- (1) Extra Long Test Lead (Blue)
- (1) Extra Long Test Lead (Red)
- (1) Back Probe Pins (Yellow)
- (1) Back Probe Pins (Green)
- (1) 1/32" Back Probe Pins (Blue)
- (1) 1/32" Back Probe Pins (Red)



ET95913
EASY ACCESS 76"
BACK PROBE KIT

- Back probe pins 0.028" / 7mm OD
- Extra-long, 76" double-insulated silicone test leads (rated 1000V CAT III, 20 Amp)

INCLUDES:

- (1) Extra Long Test Lead (Green)
- (1) Extra Long Test Lead (Yellow)
- (2) Back Probe Pins (Yellow)
- (2) Back Probe Pins (Green)



ET32150
POWER
GROUND OUTLET

- Convenient electrical ground and power source from the vehicle
- Plugs into power accessory receptacle



ET96041
UNIVERSAL MAGNETIC
GROUND LUG

- Stop searching for a good place to clip your test equipment ground leads
- Attaches to any metal surface



ET6100
FUSE BLOCK CONNECTORS

- Fits all Maxi, ATO, and mini size automotive blade style fuse block connectors
- Plated contacts for extra conductivity and durability
- Connector tabs fit 1/4" female quick connects or standard alligator clips



ET95911
SIGNAL BACK
PROBE PIN

- Insulating collar to help eliminate grounding

INCLUDES:

- (4) Back Probe Pins (Yellow)



POWER PROBE®

POWER PROBE® AND ACCESSORIES



PWPPKIT03S **POWER PROBE® MASTER COMBO KIT WITH CIRCUIT TRACER**

- Supplies Power and Ground
- Engineered to work on all 12-24VDC systems
- Easy to read backlit voltmeter reads voltage in 1/10th volt
- LED's Indicate Direction to a Short Circuit
- Tone Signal Injection & Wireless Tracing
- Makes locating shorts and open circuits easier
- Various Lengths 10 Gauge Leads and 4mm Gold Plated plugs & jacks
- Multi Strand Flexible Insulated Test Leads and Stackable 4mm Banana Plugs



PWPPPLS01 **POWER PROBE® LEAD SET**

- High current 10-gauge multi-strand leads and gold-plated electrical connectors
- The super flexible leads come in lengths of 1', 3', and 6' and are stackable, giving the technician greater flexibility
- Large and small probes can pierce and center wires from 28- to 8-gauge



PWPECT3000B **2-PC POWER PROBE® CIRCUIT TRACER**

- Transmits a signal into an isolated circuit (shorted or open) and traces the direction to the problem
- Allows users to see the distance from the wire being traced and the direction to the short
- Auto-signal locking feature eases first-time use and eliminates the need to remove interior trims and carpets



PWPPP3LS01 **POWER PROBE® III AND LEAD SET KIT**

- INCLUDES:**
- (1) **PWPPP319FTC** Power Probe® III
 - (1) **PWPPPLS01** Power Probe® Lead Set

PWPPP319FTC **POWER PROBE® III**

- Heavy-duty wiring to withstand the toughest repair shop wear and tear
- Audio signals indicates positive and negative
- Bad ground and short circuit indicator
- Continuity and component tester
- Input resistance 100KΩ - Input current @12V 0.12ma @24v 0.24ma

PWPPMTKIT-01 **POWER PROBE®** **MICRO TORCH KIT**

- Small in size, big on features, and easy-to-use
- 120W, 580 BTU
- Soldering, stubborn fasteners, plastic forming, cutting tool
- Light brazing (radiator repair, small pipe fittings, etc.)

INCLUDES:

- [1] PWPPMT Micro Torch
- [1] Soldering tip
- [1] Injection tip
- [1] Hot knife
- [1] Heat shield
- [1] Tube of solder



PWPPMT **POWER PROBE®** **MICRO TORCH**

- Small in size and big on features, lightweight and easy-to-use
- Diamond-knurled grip and all metal housing are tough and durable
- Compact to fit in your toolbox but large enough to get the job done
- Soldering; light brazing; stubborn fasteners; plastic forming; cutting tool; jewelry repair; arts and crafts; lighting BBQs, fireworks, candles, pilot lights, etc.
- Electronic ignition
- Will light upside down, making it easy to work under places such as the kitchen sink or the car



PWPPSK **POWER PROBE® SOLDER KIT**

- Easy start electronic ignition
- Converts into a torch in seconds
- Butane powered - no cords or batteries
- Adjustable temperature control
- Multiple tips for shrink wrapping, hot-air injection, cutting, and soldering
- Refills in seconds
- Maximum torch temp - 2500°F
- Maximum soldering temp - 950°F
- 120W, 580 BTU

INCLUDES:

- [1] Torch
- [1] Solder Tip*
- [1] Heat Injection Tip
- [1] Heat Shield for Shrink Tubing
- [1] Blow-Molded Case with Organizer



FF310 **SHORT/OPEN FAULT FINDER 42V**

- Sensor detects wires up to 12" away
- Long flexible antenna allows accurate tracking in hard-to-reach areas
- Automatic short and open circuit detection
- Auto polarity with voltage surge protection
- 42V-Ready® for 6 to 42 VDC circuits
- Three selectable sensitivity levels
- Short and Open circuit indicator LEDs
- Audible indicator 18" HPN cables



FS21250 **FINGER SAVER WIRE** **PIERCING GUIDE**

- Quickly, easily, and safely guides the pick point of any circuit tester into center of all primary automotive electrical wire
- Holds circuit tester in position allowing work with both hands free
- Impervious to gasoline, oil, thinners, and other shop chemicals
- Stores on ground wire of circuit tester



RELAY SERVICE KITS

RELAY AND FUSE TESTERS

RTJ103A MASTER RELAY AND FUSED CIRCUIT TEST KIT

- Jumpers have tabs for clamping and flat pads to place test leads on
- No need to pierce wires or connect multiple jumper wires
- Easily and securely connect relay test jumpers to a multimeter
- Terminal Leads with Switch/Fuse/Power provides the technician several ways to check the fuses that are in the panel
- Five wire set that fits these fuses; Female-Pal, JK, LJK, Male-L-mini, Mini, ATO, and Maxi
- One set of wires has no ends, allowing the technician to crimp any style they need
- Different sized ends on the wires give flexibility to plug directly in the relay base or to fit other relay sizes not covered by the jumpers
- Remove any fuse and plug in the correct wire and plug the other end into a meter and take a current reading without using a clamp-on tester
- Use the on/off switch to control a circuit
- Test before or after the switch by using the stacking banana plugs
- The power lead can apply external power to only the circuit that you are working on
- There are two 3-1/2' extensions to be used if you are controlling a circuit while the vehicle is on a hoist
- The in-line fuse holder (common ATO fuse style) protects the circuit and meter when testing
- Relay Puller Pliers for removing electrical relays on most domestic and import vehicles
- Offset handle and thin tips allow access to relays in confined areas
- Specially designed tips are angled to fit slots or the edge of the relay cover
- Allows the relay to pop free from the socket with less chance of damaging the relay cover



RCT105A RELAY CIRCUIT TESTER

- Can test an entire circuit from the battery to the component in question, as well as determining if the relay itself is functioning properly
- Gives the technician the ability to instantly determine the problem within a tested circuit
- Identifies at the push of a button if a wire, a part, or a relay is defective, without the use of a multimeter
- Easily accessible ports for use with other diagnostic tools
- Tester can jump the relay allowing the technician to use it as a remote control starter in engine work like compression testing, distributor, or camshaft adjusting, or to run the compressor during an A/C charge
- Works with both 12- and 24-volt systems

PRODUCT #	DESCRIPTION	SETS
RTJ103A	Master Relay and Fused Circuit Test Kit	
RTJ103	Relay Test Jumper Master Kit	
LIS69250	Fused Power Switch/Leads	•
RPP46950	Relay Puller Pliers	• •
LIS56820	Yellow Relay Tester	• •
LIS56830	Red Relay Tester	• •
LIS56840	Blue Relay Tester	• •
LIS56850	Green Relay Tester	• •
LIS60620	Orange Relay Tester	• •
LIS60630	White Relay Tester	• •
LIS60640	Purple Relay Tester	• •
LIS60650	Gray Relay Tester	• •
LIS69260	Switch with Banana	•
LIS69270	4mm Banana To Allig Clamp	•
LIS69280	Red 4mm Banana to 1/4" FE Term	•
LIS69290	Green 4mm Banana to 1/4" Male	•
LIS69310	Yellow 4mm Banana to Male Spade	•
LIS69320	Blue 4mm Banana to Male Spade	•
LIS69330	Black 4mm Banana to Wire End	•
LIS69340	Banana Male With Inline Fuse	•
LIS69350	Female to 4mm Male Extension	•
LIS69210	Orange Pin Tip Banana	• •

RTJ103 RELAY TEST JUMPER MASTER KIT



PRODUCT #	DESCRIPTION
RCT105A-1	5-PIN Bosch® Adapter
RCT105A-2	5-Prong (Small Pin)
RCT105A-3	5-Prong (Small Pin)
RCT105A-4	Universal Pig Tail
RCT105A-5	4-Prong (Rectangular)
RCT105A-6	4-Prong (Rectangle Large Pin)
RCT105A-7	4-Prong (Square Adapter)
RCT105A-8	Relay Tester Unit
RCT105A-9	Blow-Mold Case





ET9039 MASTER RELAY SET AND BYPASSES

- Jumpers have tabs for clamping and flat pads to place test leads on
- No need to pierce wires or connect multiple jumper wires
- The Test Lead Kit easily and securely connects relay test jumpers to a multimeter
- Jumper wire may be used between common and open to close the relay circuit for testing and has a test port to easily check voltage
- Provides access for a clamp-on amp meter
- Relay puller pliers easily remove electrical relays without damage to the relay or electrical box
- The relay bypass switch plugs in place of the fuel pump relay and provides direct control over the fuel pump circuit
- Actuates fuel pump when the engine is not running
- Plugs in place of relay
- Controls fuel pump independent of "key on" systems
- Operating range: 20A continuous, 30A surge [12V]

INCLUDES:

- [1] Rectangular Relay
- [1] Green Jumper
- [1] Large Square Relay
- [1] Purple Jumper
- [1] Round R ade Relay
- [1] Orange Jumper
- [1] Medium Spade Relay
- [1] Grey Jumper
- [1] Small Spade Relay
- [2] Orange Banana Plug Adapters
- [1] Relay Puller Pliers
- [1] Terminal to Yellow Plug
- [1] Blue Jumper
- [1] Y-Terminal to Green Plug
- [1] White Jumper
- [1] Yellow Jumper



ET9037 RELAY BYPASS SET II

- Provides direct control over relay circuit
- Verify load
- Isolate electrical components
- Plugs in place of relay
- Provides manual control of circuit
- Helps identify bad relays, control switches, open circuits, electrical equipment, and power feed
- Operating range: 20-amp continuous, 30-amp surge [12V]



ET9036 3-PC. RELAY BYPASS KIT

- Provides direct control over a relay circuit to operate components within the circuit with the push of a switch
- Easy-to-use, the relay bypass switches are not pole sensitive making them a plug-and-play solution
- Commonly used on circuits for fuel pumps and fan motors, the relay bypass switch allows the technician to isolate electrical components to troubleshoot circuit failure
- Plugs in place of relay
- Provides manual control of circuit
- Helps identify bad relays, control switches, open circuits, electrical equipment, and power feed
- Operating range: 20 Amp continuous, 30 Amp surge [12V]

APPLICATIONS:

- Small spade relay: 2000 and newer model USA, Korean, and Japanese applications
- Medium spade relay: common relay for applications spanning most makes and models from the late 1970s through 2009
- Large spade relay: late model USA and Japanese vehicles



ET9038 6-PC. MASTER RELAY BYPASS SWITCH COMBO SET

- Combines ET9036 and ET9037 into one convenient master kit
- Plugs in place of the fuel pump relay and provides direct control over the fuel pump circuit
- Can be used to actuate the fuel pump when the engine is not running, allowing the fuel pressure to be read
- Operating range: 20-amp continuous, 30-amp surge [12V]
- Controls fuel pump independent of "key on" systems
- Covers most domestic, Japanese, Korean, and German applications



ET9038A 6-PC. MASTER RELAY BYPASS SWITCH SET WITH AMP LOOP

- The Relay Bypass Switch with Amp Loop energizes fuel pumps and any 12V relay by powering a DC motor for testing. It also makes DC motor actuation and current monitoring easy. By attaching an Amp Clamp or Lab Scope, you can monitor the current or amperage readings. It allows a technician to judge the health of the DC electric motor to identify if a motor is drawing more current than specified, or if the current load is inconsistent during operation.
- Control relay circuit independent of "key-on/key-off" systems
- Run all automotive, 12V DC motors with a push of a switch
- Simplifies fuel injection testing
- Use in conjunction with clamp-on Amp Probes and Lab Scopes
- Operating range: Up to 20 amp continuous, 30 amp surge [12V]
- Covers most makes and models



RELAY SERVICE KITS

RELAY AND FUSE TESTERS



ET8017 FUSE-SAVER MASTER KIT

- Provides a fast and safe solution to the old methods of "smoke testing" a short
- Simply attach the desired breaker handle to the 10' cable and install into the fuse box, then begin shaking wiring harnesses, disconnecting electrical equipment, and other methods to find the source of a short circuit or overload condition
- Allows the technician to move around the vehicle and shake test wires while looking for a short circuit
- Dual-type fuse box connector with 10' cord helps ease installation of radios, CD players, radar detectors, and other accessory equipment
- Chase down short circuits without replacing blown fuses

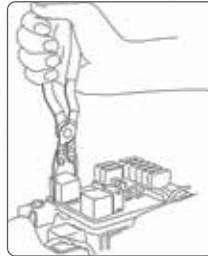
INCLUDES:

- (5) Specific Fuse Type Adapters
- (1) Blow-Molded Storage Case



ET8005 FUSE SAVER

- Chase down short circuits without replacing fuses
- Three resetting color matching breaker handles: 10, 15, and 20 amps
- Allows you to move around the vehicle shake-testing wires while looking for shorts
- Finds short circuits fast
- No more overheating fuse boxes



RPP46950 RELAY PULLER PLIERS

- Offset handle and thin tips allow access to relays in confined areas
- Specifically designed tips are angled to fit slots or edge of relay cover
- This allows relay to pop free from socket with less chance of damaging the relay
- Also works on many heavy-duty and industrial applications




ET82650 TEST LEAD KIT WITH POUCH

- Interchangeable probes for a wide range of testing possibilities
- Compatible with most multimeters and scopes with standard 4mm connectors

INCLUDES:

- (2) 43" Long 4mm Banana Test Leads with Straight and 90° Connections
- (1) Test Probes
- (1) Long Back Probes
- (1) Safety Test Probes
- (2) Crocodile Clips
- (1) Female-To-Female Adapters
- (1) Male-To-Female Adapters
- (2) Small Alligator Clip with Male Banana and Slotted Ring Adapters



ET64900 BACK PROBE/CLIP SET

- Straight, 45°, and 90° back probe pins with 4mm standard female banana plug connectors
- Angled probes for accessing hard-to-reach connectors
- No need to disconnect the terminal and connector
- Alligator clips with 4mm male banana connectors provide a connection to multimeter probes
- Probes are fully insulated, providing added protection
- For use up to 30V

INCLUDES:

- .027 and .040 Diameter Pins



LIS69250 FUSED POWER SWITCH/LEADS



- Provides easy access to check current or voltage on nearly all of the fuses and relays used on vehicles today
- Circuit access on many of the fuses used on vehicles today, such as the Female-Pal, JK, LJK, Male-L-mini, Mini, ATO, and Maxi
- Testing of relay configurations not covered by our eight Relay Test Jumpers; for example, relays found on Volkswagen®, BMW®, and other European vehicles
- Many electrical panels have an access port for the relay, so the lead can be plugged directly in to control the circuit
- Provides series break-in point to use multimeter for current testing
- In-line ATO fuse holder, to protect your meter and the circuit on the vehicle
- An ATO circuit breaker fuse can also be used to eliminate replacing fuses
- Can be used to control the contact circuit and the coil circuit within most relays

- Simply remove relay and insert the proper size spades into the panel
- The switch gives the ability to control the circuit on and off
- Power the circuit by using the vehicle's normal power source for the circuit, or use the power lead connected to the 12V positive side of the battery
- Stacking banana connectors on the switch allow technicians to connect a multimeter into the circuit to test the voltage or current
- Works without piercing wires

INCLUDES:

- (5) Pairs of terminal lead wires with different size male and female spade ends,
- (1) set that has no ends on it, allowing the technician to crimp on any style end that is needed
- (2) 3-1/2' extension lead wires can be used to move the switch away from the electrical panel or to the ground when the vehicle is on a hoist

Note: Use the same size or smaller fuse than the circuit you are testing

RTJ101 RELAY TEST JUMPER KIT

- Set of four relay test adapters make testing relays or live circuits quick and easy
- The most popular size relays on domestic and import vehicles
- Simply remove the relay to be tested, insert jumper instead of the relay, and insert relay on top of jumper
- No need to pierce wires or connect multiple jumper wires
- Jumpers have tabs for clamping and flat pads to place test leads on
- Use multimeter or circuit tester to test circuit and relay
- When using the green 4-pin jumper, be careful to align pins correctly
- Works great even in tight spaces



RTJ102 RELAY TEST JUMPER KIT II

- Set of four relay test jumpers make testing relays or live circuits quick and easy
- Simply remove the relay to be tested, insert jumper instead of the relay, and insert relay on top of jumper
- No need to pierce wires or connect multiple jumper wires
- Jumpers have tabs for clamping and flat pads to place test leads on
- Use multimeter or circuit tester to test circuit and relay
- When using the grey 4-pin jumper, be careful to align pins correctly

INCLUDES:

- (4) Jumpers to Fit Many Popular Relays on Honda®, Nissan®, Toyota®, Newer Ford® and GM® Mini Micro Relays, as Well as International Trucks



RTJ104 TEST LEAD KIT FOR RELAY TEST JUMPERS

- Use with RTJ101 or RTJ102 to easily and securely connect relay test jumper to a multimeter
- Can also use banana plug to pin probe adapter for use with pin probes
- Jumper wire may be used between common and open to close the relay circuit for testing and has a test port to easily check voltage
- Provides access for a clamp-on amp meter



TRAILER TESTERS

CONNECTOR TESTING AND MAINTENANCE



ET7866 4- AND 5-WAY PIN TRAILER HARNESS TESTER

- Easily traces each lighting function to the terminal in question
- Each LED light corresponds to the circuit being energized
- Provides an easy-to-connect ground terminal for trailer lighting set-up



ET8026 4/5-PIN TOW MAINTENANCE KIT

- Clean and maintain 4/5-pin male and 4/5-pin female connectors
- Use as a preventative maintenance tool
- Tester: insert the harness checker into the connector on the tow vehicle
- As you apply power to the tail lights, turn signals, brake lights, and backup lights, the LED should illuminate
- Brake lights are shown by left and right signal indicators



ET8025 4-PC. TERMINAL AND TRAILER PLUG CLEANER SET

- For removing corrosion and debris from trailer terminals and common automotive style wire connectors
- Great for use on trailer tail light assemblies
- Cleans 4-, 5-, 6-, and 7-spade pin trailer sockets (male and female)
- Extend life of trailer sockets and terminals
- Ensure better electrical connections
- Resize terminals
- Auto/industrial/marine/fleet applications
- Available individually



ET8027 6-PIN TOW MAINTENANCE KIT

- Clean and maintain 6-pin round male vehicle end and 6-pin round female trailer end connectors
- Use as a preventative maintenance tool
- Tester: insert the harness checker into the connector on the tow vehicle
- As you apply power to the tail lights, turn signals, brake lights, and backup lights, the LED should illuminate
- Brake lights are shown by left and right signal indicators



ET8028 7-SPADE TOW MAINTENANCE KIT

- Clean and maintain 7-spade pin male vehicle end and 7-spade pin female trailer end connectors
- Use as a preventative maintenance tool
- Tester: insert the harness checker into the connector on the tow vehicle
- As you apply power to the tail lights, turn signals, brake lights, and backup lights, the LED should illuminate
- Brake lights are shown by left and right signal indicators



ET8029 7-ROUND PIN TOWING MAINTENANCE KIT

- Verify tow vehicle is sending proper signal to the connector, while cleaning tools remove corrosion and verify proper pin size on both male and female truck/trailer plugs
- Tests tractor electrical circuits
- Removes corrosion from truck and trailer connectors
- Enhances electrical contact points
- Extends harness life
- Use as a pin wear gauge

INCLUDES:

- (1) 7-Round Pin Tractor Trailer Circuit Checker
- (1) 7-Round Pin Cleaner
- (1) 2 ml DeoxIT® Cleaner





ET8024
7-ROUND PIN TERMINAL CLEANERS
(TRUCK/TRAILER)

- Precision machined cleaning tool for use with 7-round pin commercial trailer connectors
- Doubles as a pin/socket wear gauge indicating if the connection needs to be tightened or replaced
- For male and female connections
- For tail and side marker light assemblies
- Maintains continuity and prevents failure
- Quickly and precisely cuts away corrosion

INCLUDES:

- [1] Male
- [1] Female 7-Round Pin Terminal Cleaner



ET8000
3-WAY TRAILER CONNECTOR

- Adapts 7-way spade type terminal connections to 6-round pin and 4/5-pin trailer connections
- Sealed plugs to keep road debris from corroding connections
- Winged grip for easy installation and removal



ET7893



ET7897

TRAILER CIRCUIT TESTERS

- Just plug the plug tester into the trailer plug socket and activate the lights, brakes, turn signal, etc.
- Watch the LED light indicating that each circuit is complete and current is getting to the plug

PRODUCT #	DISCRIPTION	TESTS
ET7893	7-Flat Spade Pin	Trailer plug circuitry on most new light trucks, SUVs, and RVs
ET7897	6-Way Round Pin	Trailer circuits on older, light/medium-duty trucks and RVs



ET8043
MICRO MALE ELECTRICAL PIN CLEANERS

Corroded electrical connections? Many technicians report seeing electrical problems caused by corroded connectors, even in vehicles less than a year old. This first-time tool features precision files with abrasive, diamond coating and a contoured design to clean male electrical pins. The three piece set includes a leather-type holster and will clean pins ranging in size from .030"-.040", .060"-.065", and .090"-.098" - the same sizes found in most makes of cars, trucks, construction, agricultural, industrial, and military equipment.

- Clean Deutsch, Cannon, Bullet and other round electrical pins
- Super hard, abrasive, diamond-coating
- For a variety of industrial applications



ET8040A
FLAT TERMINAL CLEANERS PIVOT

- Highly-durable and abrasive coatings that clean connections to reduce diagnostic guesswork and increase overall harness life
- Works for both male and female connectors on flat (spade) pin-type terminals

INCLUDES:

- [3] Large, Medium, and Small Cleaners for Most Connectors




TRAILER TESTERS

CONNECTOR MAINTENANCE



ET8041 6" MANTUS PLIERS

- Versatile tool featuring surgical stainless steel with serrated interlocking hands at the end of a 6" reach
- It bites and grabs wires, gaskets, tubes, tools, terminals, etc.
- The ends double as an abrasive surface which can be used to scrape corrosion from a variety of surfaces including spade terminals, relays, fuses, and more



ET8042 12-PC. FEM BULLET CONNECT CLEANERS

- Complete set of tools to clean round pin type electrical terminals commonly used in Cannon, Deutsch, bullet type and general electrical connections
- Includes twelve individual pieces ranging in sizes from .030" - .120"
- Diamond abrasive coating for precise cleaning, sizing and durability.
- 10 sizes with duplicate cleaners in the 0.030" and 0.040" range. Each file is marked or color coded for size.



ET9010 SWAB-EEZ® INDUSTRIAL SWABS

INCLUDES:

- (100) 3" 5mm Swabs
- (100) 6" 5mm Swabs
- (50) 6" 8.5mm Swabs
- (25) 6" 12mm Swabs
- (25) 9" 16mm Swabs
- (25) 9" 20mm Swabs



ET8044 MASTER TRAILER CLEANER SET

- The first and only set of tools to clean every North American trailer connector
- For 4-, 5-, 6-, 7-flat/spade and 7-round trailer connectors
- Maintain continuity and prevent circuit failure
- Clean and resize trailer pins
- Remove corrosion from connectors
- Extend harness life
- Use as a pin wear gauge



ET8047 ELECTRIC CONTACT CLEANERS

- Covers wide range of contact sizes
- Super hard, diamond coating is highly abrasive and durable
- Non-slip, high-viz, ergonomic handles for comfortable use
- Ultra-thin, flexible files for added functionality

APPLICATIONS:

Large spade relays, Forklift contacts, Industrial electrical contacts



ET8048 HD TRUCK CONTACT CARE

- Cleans and repairs most types of electrical connectors found on cars, trucks, and industrial equipment in North America
- Use as both service and preventative maintenance tools
- Clean male and female connections and connectors
- For terminal sizes: .03" - .25"
- Connector types: Deutsch, Cannon, 7-round pin, Bullet, Weather Pack, common ABS sensor and power connectors, trailer light connectors, and more
- Standard PM service tools
- Prevents intermittent power failures
- Extends harness life
- Ensures proper diagnostic equipment connectivity



TRAILER TESTERS

MOBILE UNIVERSAL TRAILER TESTER

ET9101 7-SPADE TRAILER TESTER WITH TRAILER PLUG ADAPTER

- Test 7-spade, 6-round, 4/5-flat pin trailer harnesses
- Short circuit protection
- Turn signal simulation and power verification LED
- Water resistant case
- Trickle charger and trailer plug adapter included
- Internal battery compartment
(battery not included)

ET9102 7-WAY ROUND PIN TRAILER TESTER

- Test 7-round pin trailer harnesses
- Short circuit protection
- Turn signal simulation and power verification LED
- Water resistant case
- Internal battery compartment
(battery not included)



ET9101



ET9107A ELECTRIC BRAKE FORCE METER WITH DYNAMIC LOAD SIMULATION AND CIRCUIT TESTING

- Brake Force Meter displays real-time, brake controller output gain and timing
- Quickly troubleshoots electrical circuits and ground condition; use to verify that the vehicle's adaptive (speed/load sensitive) brake-controller output is functioning properly
- For use with aftermarket and integrated brake controllers
- Microprocessor controlled simulates trailer brake loads 25-ft. cable allows one-man, in-cab testing of brake controller and all truck-side tow circuits, e.g., tail lights, turn signals, electric brakes, etc.
- OEM approved



CC865 7-PIN ROUND CIRCUIT CHASER

- Designed to quickly test tractor and trailer lighting circuits
- Allows the driver to remove a pin in the tester, bypassing a bad circuit or putting a jumper from the center pin to any circuit to power it up in emergencies
- Fourteen LEDs show power to circuit

All product and company names are trademarks™ or registered® trademarks of their respective holders. Use of them does not imply any affiliation with or endorsement by them.




TERMINAL REPAIR

WIRE TERMINAL TOOLS AND SETS



TT7750 WIRE TERMINAL TOOL KIT

- Set of three terminal tools and handle for removing wires from terminals without damage
- Terminal tools work on conventional, Pack-Con, and Weather-Pack terminals found on many GM vehicles
- New blue terminal tool fits many Ford applications
- The handle slips over the probes to protect the technician's hand and provide extra leverage
- All terminal tools are available individually skin-packed




TT7750-4A DEUTSCH TERMINAL TOOL

- Works on OEM electrical connectors used on trucks and equipment such as Caterpillar, Kenworth, Peterbilt, Freightliner, Mack, and more
- Also used on some Harley Davidson® connectors
- Do not twist the tool



ECS37 ELECTRICAL CONNECTOR SEPARATOR

- Quickly disconnects electrical connectors without damage
- Engage the tool tip behind the connector clip
- Push or pull to disconnect
- The tool is double-ended to fit different access angles
- Works on Weather Pack and other automotive electrical connectors



TT95918 18-PC. INTERCHANGEABLE TERMINAL TOOLS

- 18 tools that easily interchange with one ergonomic handle with quick release mechanism
- TPE (Thermal Plastic Elastomer) over-mold handle ensures firm grip
- Resistant to acids, fluids, and solvents
- Eliminates potential damage to wires or terminal blocks
- Blades individually marked for easy reference to application chart

INCLUDES

- (18) Special Tools for Coolant Sensors, Wiring Harnesses, and Terminal Blocks on Chrysler®, Hyundai®, KIA®, Mitsubishi®, Audi®, BMW®, VW®, Volvo®, and Most Other Modern Vehicles
(1) EVA Foam Tray For Convenient Storage



TT95980 6-PC. MINI TERMINAL TOOL KIT

- Tri-lobal ergonomic handle design
- Extended length shafts for improved access in restricted areas
- Resistant to acid, fluids, and solvents
- Application chart included inside storage pouch

INCLUDES:

- (6) Tools for the Disassembly of Terminal Blocks and Harness Connectors for Asian and European Vehicles
(1) Application Chart Inside Storage Pouch

PRODUCT #	DESCRIPTION
TT95980-1	15.39 C PCM/Transmission Hardness
TT95980-2	15.69 C Terminal Block Tool
TT95980-3	15.79 C Underhood Sensors Tool
TT95980-4	15.69 Sheathing Ripper Tool
TT95980-5	15.29 C ABS ECU .55 Pin Tool
TT95980-6	15.39 C ABS ECU .35 Pin Tool

TT96030
TERMINAL TOOL KIT

- Fits most GM® products computer connectors and terminals
- Individually handled for easy access into tight places
- Color coded for easy identification



PRODUCT #	DESCRIPTION	SIZE (MM)	SET
TT96030	Terminal Tool Kit		
TT96030-01	Spring-Loaded Tube Terminal Tool	3.3 x 28.0	•
TT96030-02	Square Blade Terminal Tool	1.4 x 19.0	•
TT96030-03	Flat Blade Terminal Tool	1.5 x 24.8	•
TT96030-05	Fork Blade Terminal Tool	8.0 x 24.0	•
TT96030-06	3/16" x 1" Flat Blade Screwdriver	-	•
TT96030-07	Tube Terminal Tool	3.3 x 28.0	•
TT96030-08	Tube Terminal Tool	4.3 x 13.0	•
TT96030-09	Tube Terminal Tool	3.8 x 13.0	•
TT96030-10	Tube Terminal Tool	3.0 x 13.0	•
TT96030-11	Flat Twin Blade Terminal Tool	3	•
TT96030-12	Flat Twin Blade Terminal Tool	1.6	•



TT95970
12-PC. MINI TERMINAL TOOL SET EXTENDED SHAFT

- Tri-lobal ergonomic handle design
- TPE (Thermal Plastic Elastomer) over-mold ensures firm grip
- Resistant to acid, fluids, and solvents
- Extended length shafts for improved access in restricted spaces
- Chrome-Vanadium steel shaft with high-polished chrome plated finish
- Application chart included inside storage pouch

INCLUDES:

- (12) Tools for the Disassembly of Terminal Blocks and Harness Connectors for Asian and European Vehicles
- (1) Application Chart Inside Storage Pouch

PRODUCT #	DESCRIPTION	SIZE
TT95970-01	Tube, Spring Loaded	3.3mm x 58mm
TT95970-02	Square Blade	1.4mm x 58mm
TT95970-03	Flat Blade	1.5mm x 58mm
TT95970-04	Flat Blade	2.0mm x 58mm
TT95970-05	Fork Blade	8mm x 58mm
TT95970-06	Flat Blade Screwdriver	3/16" x 2.30
TT95970-07	Tube	3.3mm x 58mm
TT95970-08	Tube	4.3mm x 58mm
TT95970-09	Tube	3.75 x 58mm
TT95970-10	Tube	3.0mm x 58mm
TT95970-11	Flat Twin Blade	3.0mm x 58mm
TT95970-12	Flat Twin Blade	1.6mm x 58mm



ET61030
WIRE INSERTION TOOLS

- 1/4" O.D. and 3/8" O.D. wire insertion tools for use when installing wires for audio electronics, aftermarket lighting, alarm systems, and much more
- With a sharp point on the end and palm size handle, these tools provide extra leverage to pierce through firewalls, rubber grommets, and panels. 10-1/2" steel tube provides easy access to feed wires through the firewall

PRODUCT #	DESCRIPTION	SIZE
LIS60950	Wire Inserter Tool	1/4"
LIS60960	Wire Inserter Tool	3/8"



TERMINAL REPAIR

WIRE TERMINAL TOOLS AND SETS



TT95886
7-PC. DEUTSCH
TERMINAL TOOL SET

- Provides the ability to remove terminals from connectors without damaging or destroying the connector
- Deutsch connectors are used on numerous vehicle types including: automotive, motorcycles, HD trucks, construction equipment, agricultural equipment, and some outboard engines
- Provides coverage for wire gauges between 4-20

PRODUCT #	DESCRIPTION
TT95886M-01	04 Gauge Wire Terminal Tools #F
TT95886M-02	08 Gauge Wire Terminal Tool #E
TT95886M-03	12 Gauge Wire Terminal Tools #D
TT95886M-04	14 Gauge Wire Terminal Tool #C
TT95886M-05	16 Gauge Wire Terminal Tool #B
TT95886M-06	20 Gauge Wire Terminal Tool #A
TT95886M-07	Removal Tool #G

**TT95839****23-PC. UNIVERSAL TERMINAL TOOL SET**

- Contains a wide assortment of terminal tools that will cover a large range of vehicle applications and has the ability to service many makes and models of vehicles without the added expense of purchasing additional kits
- Easily removes terminals from electrical connectors
- Eliminates damage to wires or terminal blocks
- Handles designed for extra grip and comfort
- Handles individually marked on the heads for easy identification on application chart

PRODUCT #	DESCRIPTION	SIZE
TT95839-1	Tube	5.00mm x 20.5mm
TT95839-10	Flat Blade	1.15mm x 18.0mm
TT95929-11	Flat Twin Blade	1.60mm x 24mm
TT95929-12	Fit Twin Blade with Angle Tip	1.65mm x 23mm
TT95929-13	Flat Blade	3.0mm x 18.5mm
TT95929-14	Flat Blade with Notch	1mm x 18mm
TT95929-15	Flat Blade, U-Notch	1mm x 24mm
TT95929-16	Flat Blade	1.80mm x 18.0mm
TT95929-17	Flat Twin Blade	1.6mm x 26mm
TT95929-18	Triple Flat Blade	1mm x 9mm
TT95929-19	Pin Blade	0.90mm x 19.0mm
TT95929-20	Flat Twin Blade	1.60mm x 20mm
TT95929-21	Flat Twin Blade	0.9mm x 16mm
TT95929-22	Pick Blade	1.00mm x 19.0mm
TT95929-23	Flat Twin Blade	0.9mm x 14mm
TT95839-3	Tube	3.25mm x 20.0mm
TT95839-4	Flat Twin Blade	1.6mm x 15mm
TT95839-5	Flat Twin Blade	1.55mm x 20mm
TT95839-6	Flat Twin Blade	1.55mm x 17mm
TT95839-7	Fit Twin Blade with Angle Tips	1.6mm x 20mm
TT95839-8	Flat Blade	1.80mm x 18.0mm
TT95839-9	Square Blade	1.00mm x 18.0mm



LEAK/EVAP KITS

SMOKE LEAK DETECTORS

95-0135

SPEEDSMOKE MACHINE

- For use in both low pressure EVAP applications and high pressure turbo, diesel engines
- Variable Pressure / Variable Flow
- Up to 20x PSI and 40x flow of a typical EVAP machine
- Onboard Micro Air Compressor
- Runs on 12V DC Power
- Free of Dyes & Contaminants
- Made in America

EV9504

LEAK ATTACK™ PRO DIAGNOSTIC SMOKE MACHINE

- Mac Tools® Exclusive Design
- Easy Intake Included
- Two year warranty
- Halogen inspection light
- Removable smoke hose
- Positive/negative pressure gauge
- Includes full accessory kit
- Ideal for finding vacuum leaks, EVAP (fuel vapor recovery), exhaust leaks, seals, gaskets, brake vacuum hoses, cooling systems, oil, wind, and water leaks, diaphragms, central locking and much more



EV9520

SMOKE PRO® AIR COMPLETE™

- Mac Air Complete™ is simply the most technologically advanced diagnostic leak detector in the world
- Onboard micro air compressor, eliminating the need for shop air or gas lines, giving you performance and portability
- Garage owners and technicians around the world know that the Air Complete will help them quickly perform diagnostics, find more repair jobs, and sell the repairs to their customers
- Helps technicians not just "tell" their customers about a fault but to "show them the leak"
- Provides the ability to utilize an air/gas only cycle, mandated and recommended by OEMs for many applications and by all hybrid/EV manufacturers for testing battery compartments
- Contaminant free testing is quick and simple
- Portability, performance, profit



UltraTraceUV is a registered trademark of CPS Products, Inc. Schrader is a registered trademark of SCHRADER-BRIDGEPORT INTERNATIONAL, INC



GREAT TO WORK WITH™



EV9510B LEAK ATTACK™ DIAGNOSTIC SMOKE MACHINE

- OEM approved technology means you get all the features to quickly detect, locate, and repair hundreds of leaks
- Tests EVAP, intake, exhaust, and many other systems to quickly locate leaks; contaminant-free, OEM approved smoke-producing fluid produces the thickest smoke available at only pennies per test
- New flow meter is more sensitive to locate leaks down to .010" to meet new EVAP testing standards
- New compound pressure gauge and decay feature verifies repairs are complete
- Technicians around the world will tell you that The Mac Tools® Leak Attack™ pays for itself in less than 30 days by saving time, finding more repair jobs, and selling those repair jobs to their customers
- Made of professional grade billet aluminum and bolted strong
- Compact, durable diagnostic leak detector available

95-0030 FILLER NECK ACCESSORY KIT

EV9510-0011 UNIVERSAL FILLER NECK CONNECTOR

EV9510-0017-12 REPLACEMENT SEALING DISCS

EV9510-0017-20 REPLACEMENT SEALING DISCS

EV9510-0017-40 REPLACEMENT SEALING DISCS

95-0082 EASY INTAKE™ EXHAUST BLADDER

- Easy INTAKE™ is an inflatable block off bladder with a pressurized vapor pass-through that allows technicians to test an entire intake or exhaust system quickly and easily
- Easy INTAKE™ can be used with any brand of smoke machine or diagnostic leak detector to block-off the system with its inflatable bladder and pressurize the system with vapor through the pass-through to accurately locate leaks and find additional repair jobs
- Easy INTAKE™ block off bladder conforms to any shape intake / exhaust: square, round, oval, rectangular and even severely angled and hard to reach intake / exhaust systems, while allowing vapor to pass through for fast diagnostics
- Compatible with any smoke machine, Easy INTAKE™ fits nearly all automobiles and light duty trucks to quickly leak test the integrity of the entire induction system with one simple procedure



SECTION

11

LIGHTING



SUB-CATEGORIES:

550

INSPECTION LIGHTS

555

AREA LIGHTS

560

FLASHLIGHTS

562

SPECIALTY LIGHTS

563

DeWALT® LIGHTS



INSPECTION LIGHTS

RECHARGEABLE

MAC
TOOLS



When used with our specially designed charging station the "Find my Light" feature allows for ease of locating the paired light.



RECHARGEABLE COB LED WITH FIND MY LIGHT

- Save time searching in the dark by using the "Find my light dock" to locate your missing light
- Front Chip-On-Board (COB) LED has two power settings (600-lm/300-lm).
- Rechargeable 3.7V 5200mAh Li-ion battery
- 180° Rotating bracket and hidden hook on the bottom of light for two hands-free options
- 2.5 (high) or 6.5 (low) hours of run-time
- CSA Approved

PRODUCT #	BATTERY TYPE	LIGHT OUTPUT	RUN TIME
MHL600	4,000mAh Li-Ion	600 H - 300 L	2.5 H - 6.5 L

550

MAC
TOOLS

 **WARNING:** Cancer and Reproductive Harm - p65warnings.ca.gov
For more info click-on MACTOOLS.COM/PROP65

GREAT TO WORK WITH™



ASL200M
200-LM

ASL750M
750-LM

ASL500M
500-LM

PRO STICK+™ RECHARGEABLE COB LED ARTICULATING SLIM LIGHTS

- Front Chip-On-Board (COB) LED has two power settings
- Rechargeable Li-ion battery
- 360° Rotating hanging hook and magnet on the bottom of light for two hands-free options
- Protective removable diffuser sleeve has magnets on top for picking up small items *(Only for ASL700M)*

PRODUCT #	BATTERY TYPE	LIGHT OUTPUT	RUN TIME
ASL200M	750mAh Li-Ion	200 H - 50 L	2 H - 6 L
ASL500M	2,600mAh Li-Ion	500 H - 200 L	2.5 H - 5 L
ASL750M	5,200mAh Li-Ion	750 H - 350 L	3 H - 5.5 L



INSPECTION LIGHTS

COLOR-MATCH



CML500 **COLOR MATCH LIGHT**

- High CRI (95) COB LED with two color temperatures
- High-efficiency LEDs provide 500-lm for Warm/Cold settings
- Rechargeable 3.7V 5200mAh Li-ion battery
- Light wand rotates 360°
- 360° Rotating hanging hook and magnet on the bottom of light for hands-free use
- Up to three hours of runtime
- Transparent protective removable sleeve



552



4,500^K
WARM WHITE

5,750^K
COOL WHITE

MAC
TOOLS

PRECISE PAINT APPRAISAL, REQUIRES PRECISE ILLUMINATION

Candlelight
1,500k
40w Incandescent
Light Bulb
2,800k
Sunrise / Sunset
3,200k

White Fluorescent
4,200k
White Balance for
Digital Cameras
5,000k

Overcast Sky
6,500 - 7,500k



Precise appraisal of a paint's condition is only obtained if the color is depicted accurately.

Illuminating paint with a light source deviating from "pure or neutral white" will not accurately represent the color and/or surface conditions.

Using a non 'pure white' light for paint correction does not allow the current state of a panel a true evaluation at any point during the polishing or evaluation process.

Due to the special LED features, CML500 is perfect for any paint, polish, cleaning or prep-zone operation.

CML500 provides you with the option to choose between 2 different color temperatures depending on the type of job to be carried out. Typically, the WARM LIGHT (4,000 - 5,000K) is useful for bright surfaces, and COLD LIGHT (6,000 - 7,000K) is ideal for dark colored surfaces.

The white nature of the sun's rays provided pure optic values; allowing the vehicle's surfaces display their true color and defect natures. The lower the Kelvin value of a light source, the worse the representation the optic values of a surface.

Therefore, a Halogen light at ~2700K is one of the worst sources for providing true surface color and condition values because of low intensity and orange tinting. A marginal improvement is the standard CFL [compact fluorescent lighting] ranging from about ~2700 - 4200K, which can have varied color tinting.

However, LED lighting ~5000K - 6500K is near optimal for exposing true color and defective values on most vehicle surfaces.

GREAT TO WORK WITH™



MACTOOLS.COM



WARNING: Cancer and Reproductive Harm - p65warnings.ca.gov
For more info click on MACTOOLS.COM/PROP65

POCKET LIGHT



PL120M PRO PEN™ COB LED POCKET LIGHT

PL120MUV PRO PEN™ COB UV LED POCKET LIGHT

- Top UV light emits 395-410nm
- Front COB light emits 110-lm
- Power settings: top / front / off
- Powered by three AAA batteries
- IP rating: IP54



TL250MRC 250-LM LED RECHARGABLE POCKET LAMP

- Runtime: 6 hours low (73-lm) and 3 hours high (250-lm)
- Hands-free motion sensor
- Compact design ideal for tight spaces and storage
- Magnetic base and hook for hands-free use

INSPECTION LIGHTS

RECHARGEABLE AVAILABLE IN

RED
(-R)

ORANGE
(-O)

GREEN
(-G)

BLACK
(-A)



TL420M(R,G,O) 420-LM RECHARGEABLE LED WORK LIGHT

- 180 degree swivel magnetic base
- Dual surface magnets and hanging hooks
- LED rated up to 420-lm on high/ 120-lm on low
- Top light rated up to 45-lm



TL98813 RECHARGEABLE HYBRID WORKLIGHT

- Polycarbonate casing with TPE textured coating
- High output flashlight head rated up to 240-lm
- Super-high output worklight rated up to 950-lm on high/550-lm on low



ST5500M(R,G,O) PRO STICK™ 500-LM RECHARGEABLE COB LED ULTRA SLIM LIGHT

- High-power Chip-On-Board (COB) LED provides 500-lm on high, 250-lm on low, non-constant current
- Hanging hook with magnet on the back
- IP54 Dust and water resistant
- CSA approved



TLL4400 RECHARGEABLE COB LED CORDLESS SHOP LIGHT (ONLY AVAILABLE IN RED)

- Molded handle grip and lens edge guard allow for better protection
- Durable polycarbonate high-strength hook
- Swivel hook keeps light on subject, not in your eyes

INCLUDES:

- (1) 12V DC
- (1) 120V AC Charger



TL98268-(R,G,O) CORDLESS RUBBERIZED LED WORKLIGHT

- High-impact polycarbonate lens and housing with textured coating
- Magnetic base allows hands-free use
- Multiple switch: Flood worklight low/high - Flashlight beam

INCLUDES:

- (2) 3.6 V Rechargeable Li-ion Battery Packs
- (1) UL AC Wall Charger
- (1) 12V Power Outlet Charger

TL98795 10-PK. COVER FOR TL98268

PRODUCT #	BATTERY TYPE	BEAM DISTANCE	IMPACT RESISTANCE	LIGHT OUTPUT	RUN TIME	WATER RESISTANCE
TL420M(R,G,O)	4,400mAh Li-ion	25m	-	420 H - 120 L	3 H - 10 L	-
ST5500M(R,G,O)	1,750mAh Li-ion	-	-	500 H - 250 L	2 H - 5 L	1Px4 Rating
TLL4400	4,400mAh Li-ion	15m	1m	450 H - 250 L	4 H - 7 L	1Px4 Rating
TL98813(G,O)	Li-ion	206m	1m	950 H - 550 L	2.5 H - 4.5 L	1Px4 Rating
TL98268-(R,G,O)	Li-ion	-	-	200 H - 100 L	2 H - 3.5 L	1Px4 Rating



ALKALINE AND CORDED



TLL2020
COB LED LIGHT STICK

- 12 SMD LEDs
- Heavy-duty switch
- Magnetic pocket clip
- Water resistant
- Rugged ABS body
- Batteries included
- 6.50" L x 1.50 W
- .45 lbs.



TLF98206
LED ANGLE LIGHT WITH 25' CORD

TLF98207
LED ANGLE LIGHT WITH 1' CORD

- (12) Bright white LEDs rated up to 600-lm
- 25' of SJTOW sub-zero cord with rubber-like jacket
- High-impact PC body with bumper for further protection
- Shatter-resistant PC lens
- Built-in 11-Amp power outlet
- Ratcheting/swivel foldaway hook

INCLUDES:

- (1) Flex-neck Magnet

AREA LIGHTS

SHOP LIGHTS



BLW267WL
VARIABLE SPEED AIR BLOWER WITH 21-LED PANEL

- High-impact ABS housing
- Moves over 300 CFM of air
- Built-in 21 LED panel rated up to 90-lm
- Variable speed blower switch
- Built-in 110-120V outlets with (1) 5A circuit breaker
- 10', 14/3 SJTOW cord



AREA LIGHTS

SHOP LIGHTS



MAC TOOLS

PRO SPOT™ + APP

Control the brightness of your Pro Spot area light conveniently from your mobile device.

Capability to control the light power and settings from a phone or tablet with Bluetooth®



SCAN NOW
TO DOWNLOAD
FROM PLAY STORE



SCAN NOW
TO DOWNLOAD
FROM APP STORE



SPLM-STAND PRO SPOT™ AND PRO EYE™ LIGHT TRIPOD STAND

- Convenient tripod stand supports both Pro Eye™ and Pro Spot™ lights
- Convenient hooks for wrapping power cord when not in use



The Bluetooth® word mark and logos are registered trademarks owned by Bluetooth SIG, Inc. and any use of such marks by Mac Tools is under license.
"Google Play and the Google Play logo are trademarks of Google LLC. Apple and the Apple logo are trademarks of Apple Inc., registered in the U.S. and other countries. App Store is a service mark of Apple Inc., registered in the U.S. and other countries."



SPL1500M
PRO EYE™ 1500-LM RECHARGEABLE /
CORDED COB LED AREA LIGHT

- High power Chip-On-Board (COB) LED provides three adjustable-lm output: 500 / 1000 / 1500 Lumens
- Foamed PU bumper for impact protection
- 180° rotating bracket with magnet and anti-slipping rubber pad
- 12.6V 1.3A UL listed charger with 5M 18/2 SJTOW cord for exible use
- 11.1V 2600mAh Li-ion rechargeable battery provides a run time on low of eight hours, and on high of two and a half hours
- Charge time from a complete discharged battery: 2-3 hours
- IP67 Dust and water resistant
- CSA approved



SPL5000MRC
PRO SPOT™ 5000-LM COB LED
RECHARGEABLE AREA LIGHT

- High power COB LED provides five adjustable lumen outputs, 500-5000 Lumens
- Foamed PU bumper for easy handling and impact protection
- 180° Rotating bracket
- 12.6V 4.3A UL listed charger with 5M 18/2 SJTOW cord for flexible use
- 11.1V 5200mAh Li-Ion battery provides 1-10 hours continuous use
- IP67 Dust and water resistant
- Detachable magnetic base with anti-slipping rubber pad



SPL1000M
1000 LUMEN
RECHARGEABLE AREA LIGHT

- 3 Adjustable Outputs: 250/500/1000 Lumens
- IP67 Rating for dust and water resistance and IK07 Rating for impact resistance
- USB-C Charging Port charges fully in 3-4 hours
- 6 built in magnets, hanging hook & soft hang strap allow for essentially hands free use
- 1/4" Thread for use on a tripod



SPL2500M
2500 LUMEN
RECHARGEABLE AREA LIGHT

- 3 Adjustable Outputs: 500/1000/2500 Lumens
- IP67 Rating for dust and water resistance and IK07 Rating for impact resistance
- Easily switch on/off using Motion Detector
- 6 built in magnets, hanging hook & soft hang strap allow for essentially hands free use
- 1/4" Thread for use on a tripod



AREA LIGHTS

UNDERHOOD LIGHTS



MCL045 (BATTERY NOT INCLUDED) **20V MAX* UNDERHOOD LED LIGHT**

- 600-lm (low setting) and 1,350-lm (high setting)
- Up to 10-1/2 hours runtime (low setting), up to six hours runtime (high setting) using 20V MAX* 4.0Ah battery pack
- Motion sensor turns light off when no movement is detected for three minutes to extend battery life
- 360° Rotating anti-marring padded hooks extend to fit most SUV/truck hoods
- Replaceable protective lens
- Detachable 80-lm flashlight provides additional lighting source for areas deep in the engine bay
- Fully compatible with all Mac Tools® 20V MAX* batteries
- IP55 Rated

MCL045M1 **20V MAX* UNDERHOOD LED LIGHT KIT**

INCLUDES:

- (1) **MCL045**
20V MAX* Underhood LED Light Kit
- (1) **MBR204**
20V MAX* R-Spec™ Battery 4.0Ah
- (1) **MCB115**
12V-20V MAX* Battery Charger

MCL044 (BATTERY NOT INCLUDED)
20V MAX* HAND-HELD WORKLIGHT

- Can be mounted magnetically, by using the kickstand, or with attached belt hook
- 360° Rotating and pivoting head allows you to shine light in many different directions
- Up to 11 hours of run-time with a 20V MAX* 2Ah battery
- 175-lm



TL96995
UNDERHOOD WORKLIGHT

- Tough anodized aluminum housing with bumpers
- 16 High output SMD LEDs rated up to 1,000-lm
- Coated hooks expand from 47" to 75" total width
- 25' of SJTW 18/2 Cord



UHL2000RC
2,000-LM UNDERHOOD RECHARGEABLE/CORDED WORKLIGHT

- Super-bright LEDs provide 2,000/1,000-lm
- Performance of a corded light with the convenience of a rechargeable light
- 40" Light bar provides maximum area illumination
- Hooks extend 55" to 83" to fit SUVs and light trucks
- Large foam covered hooks for easy attachment and stability
- 8.4V 2.2A UL Listed charger with 16' (5m) 18/2 SJTOW cord for flexible use
- Push-button LED battery level indicator
- 7.4V 5200 mAh Li-ion rechargeable battery provides up to four hours of runtime on low setting (two hours on high setting) of continuous use



FLASHLIGHTS

RECHARGEABLE

FL800RA 600-LM RECHARGEABLE FOCUSING FLASHLIGHT

- Powerful and adjustable beam provides 600-lm on high, and 175-lm on low
- Provides illumination for up to 600' (185m)
- 18.5-Hour runtime on low setting

INCLUDES:

- | | |
|---------------------------------|---------------------|
| (1) Flashlight | (1) USB Power Lead |
| (1) Rechargeable Li-Ion Battery | (1) Wrist Strap |
| (1) 120V Charger | (1) Protective Case |



FL300A 300-LM COMPACT FOCUSING FLASHLIGHT

- Powerful and adjustable beam provides 300-lm
- Six modes: high beam, stepless dimming, low beam, strobe mode, thunderbolt strobe, and SOS signal mode
- Provides illumination up to 820' (250m)
- Up to 51-1/2 hours of runtime

INCLUDES:

- | | |
|-------------------|---------------------|
| (4) AAA batteries | (1) Protective case |
| (1) Wrist strap | |



FL790A PLATINUM PRO™ 550 FLASHLIGHTS

- Tough aluminum casing is anodized inside and out
- High-impact polycarbonate lens
- Built-in charging port with rotating protective collet

INCLUDES:

- (1) UL Wall adapter
- (1) FL431-2 Replacement Li-Ion Battery

PlatinumPRO
SERIES

OPTIONAL ACCESSORIES:

- FL444** Charging cradle; no battery
- FL444-K** Charging cradle with Li-Ion battery
- FL443-1** Holster

FL431A RECHARGEABLE PRO LED FLASHLIGHT

- Tough aluminum housing is anodized inside and out for corrosion resistance
- Multi-switch for low and high modes
- High-impact polycarbonate lens

OPTIONAL COLORS:

(O) Orange (G) Green (R) Red (B) Blue

FL769 TRI-COLOR LED FLASHLIGHT

- Tough aluminum housing is anodized inside and out for corrosion resistance
- Unique high-output tri-color LED emits white, red, and green light beams
- High-impact polycarbonate lens
- Rechargeable Li-Ion battery

PRODUCT #	BATTERY TYPE	BEAM DISTANCE	IMPACT RESISTANCE	LIGHT OUTPUT	RUN TIME	PEAK BEAM INTENSITY	WATER RESISTANCE
FL790A	Li-Ion	195m	1m	550 H - 250 L	1.5 H - 3 L	9,600cd	IPx4 Rating
FL800RA	Li-Ion	185m	1m	600 H - 175 L	7	-	-
FL300A	AAA (x4)	250m	1m	300	51.5	-	-
FL431A	Li-Ion	130m	1m	214 H - 100 L	3	4,400cd	IPx4 Rating
FL769	Li-Ion	112m	1m	White 86lm - Red 29lm Green 33lm	7	3,038cd	-





PL150MRC
150-LM LED
RECHARGEABLE PEN LIGHT

- High power rechargeable 125-lm COB LED pen light
- Resistant to common automotive chemicals
- Versatile 270 degree ratcheting clip with strong magnets for hands free use
- Additional magnet to pick-up screws, nails, etc

INCLUDES:
Type C-USB charger



FL607
2AA PRO SERIES LED PEN LIGHT

- Tough aluminum housing is anodized inside and out for corrosion resistance
- High-output LED is rated up to 95-lm and up to 100,000 hours of continuous service
- High and low modes
- High-impact polycarbonate lens

INCLUDES:
[1] FL443-1 Holster



FL432
2AAA PRO LED PEN LIGHT

- High-output LED is rated up to 70-lm and up to 100,000 hours of continuous service
- Tough aluminum housing is anodized inside and out for corrosion resistance
- High-impact polycarbonate lens

OPTIONAL COLORS:
(O) Orange (G) Green (R) Red (B) Blue



PL110A
110-LM AAA PEN LIGHT

- Powerful and compact 110-lm LED pen light
- Provides useful illumination up to 150 ft (48m)
- Up to 3.5 hours runtime



PL150R(R,O,G)
150LM RECHARGEABLE LED
PEN LIGHT

- Front LED is rated up to 150-lm
- Top LED is rated up to 100-lm
- Charging indicator/Type-C charging port
- Magnetic clip rotates 120 degrees

COLORS:
(O) Orange (G) Green (R) Red

PRODUCT #	BATTERY TYPE	BEAM DISTANCE	IMPACT RESISTANCE	LIGHT OUTPUT	RUN TIME	PEAK BEAM INTENSITY	WATER RESISTANCE
PL150MRC	Rechargeable (Li-poly 3.7V)	TOP LED mode: 50 m Flood COB Low: 10m Flood COB High: 15m	IK07 Rated	Spot Light: 125lm Flood COB Low: 75lm Flood COB High: 150lm	Spot Light: 2hr Flood COB Low: 4hr Flood COB High: 2hr	Spot Light: 600 Lux Flood COB Low: 30 Lux Flood COB High: 60 Lux	IP-67 Rating
FL607	AA (x2)	59m	1m	95lm	3.5hr	856cd	IPx4 Rating
FL432	AAA (x2)	47m	1m	68.5lm	5.75hr	677cd	IPx4 Rating
PL110A	AAA (x2)	48m	1m	110lm	3.5hr	625cd	IP65
PL150R(R,O,G)	Rechargeable (Li-poly 3.7V)	TOP LED mode: 60 m Flood COB Low: 10m Flood COB High: 15m	IK07 Rated	Spot Light: 100lm Flood COB Low: 75lm Flood COB High: 150lm	Spot Light: 2hr Flood COB Low: 4hr Flood COB High: 2hr	Spot Light: 900 Lux Flood COB Low: 30 Lux Flood COB High: 60 Lux	IP20 Rating

SPECIALTY LIGHTS

HEADLAMPS AND ACCESSORIES



FL399

FL399 200-LM HEAD LAMP

- COB LED provides 200-lm on high
- 20m Wide beam distance
- Motion sensor switch allows on/off without touching the headlamp
- 50° Rotating swivel base directs light while maintaining desired head position

INCLUDES:

(3) AAA Batteries



FL399RC

FL399RC 200-LM RECHARGEABLE HEAD LAMP

- Rechargeable high-power COB LED provides 200-lm on high
- Motion sensor switch allows on/off without touching the headlamp
- Quick release system
- Magnetic base

INCLUDES:

USB Type-C charging cable and charger



FL773 TRI-COLOR HEADLAMP

- Low-profile anodized aluminum bezel for corrosion resistance and heat dissipation
- Unique high-output tri-color LED emits white, red, and green light beams
- Motion sensor switch allows on/off without touching the headlamp

INCLUDES:

(3) AAA Batteries



FL577 PRO SERIES LED HEADLAMP

- Low-profile anodized aluminum bezel for corrosion resistance and heat dissipation
- High-output LED is rated up to 100-lm and 100,000 hours of service life
- Motion sensor switch allows on/off without touching the headlamp

INCLUDES:

(3) AAA Batteries

PRODUCT #	BATTERY TYPE	BEAM DISTANCE	IMPACT RESISTANCE	LIGHT OUTPUT	RUN TIME	PEAK BEAM INTENSITY	WATER RESISTANCE
FL399	AAA (x3)	20m	1m	200 L	-	-	-
FL399RC	-	20m	1m	200 L	3 H - 5 L	-	-
FL773	AAA (x3)	59m	1m	W 63 L R 27 L G 36 L	12	880cd	1Px4 Rating
FL577	AAA (x3)	78m	1m	100 H - 80 L	5.5 H - 13 L	1,507cd	1Px4 Rating



L71070 FLASHLIGHT HOLDER W/MAGNETIC BASE

- A flexible 9" gooseneck design provides bends over 90° and rotates 360° to aim light where it is needed
- Holds a variety of flashlights or trouble lights (from .625" To 2" diameter) with the two position, flexible finger design



L70450 FLASHLIGHT HOLDER WITH CLAMP

- Strong industrial spring clamp
- Flexible 9" gooseneck design
- Bends over 90° and rotates 360°
- Holds a variety of flashlights or trouble lights (from .625" to 2" diameter)



FLUNIVHLD UNIVERSAL LIGHT HOLDER

- 4.5" of flexible shaft for multiple lighting positions
- Easy twist of metal wheel for size adjustment
- 1/4" Thread on tip of flex shaft for additional attachment applications
- Holding jaw will accept flashlight diameters from 0.5" to 1.5" (AA size to C size)
- Magnetic base



FL98583 ADJUSTABLE HOLDER

- Snap flashlight into the U-shape clip
- Adjust the bendable neck to the desired position
- PVC magnetic covered base prevents movement of holder and flashlight
- Will work on most D-cell size flashlights
- Magnetic tray will hold small bits, nuts, and bolts

**Maximum initial battery voltage (measured without a workload) is 8 volts. Nominal voltage is 7.2. With respect to 12V MAX* Maximum initial battery pack voltage (measured without a workload) is 12V. Measured under a workload, nominal voltage is 10.8. With respect to 18V Maximum initial battery pack voltage (measured without a workload) is 18V. Measured under a workload, nominal voltage is 17.2.

The following are trademarks for one or more DEWALT power tools, accessories, anchors and concrete adhesives: The yellow and black color scheme; the "D"-shaped air intake grill; the array of pyramids on the handgrip; the kit box configuration; and the array of lozenge-shaped humps on the surface of the tool.



DCL079B (LIGHT ONLY)
20V MAX* CORDLESS TRIPOD LIGHT

DCL079R1
20V MAX* CORDLESS TRIPOD LIGHT KIT

- Bright LED output - 1,001 - 3,000lm
- Natural white LED provides accurate color visibility and a long life span
- Telescoping pole extends light head to 7ft. to reduce shadows and glare

INCLUDES:

- (1) 6.0Ah battery
- (1) Charger



DCL040
20V MAX* LED WORKLIGHT

- Bright LED output - 110-lm
- Head rotates 120° low heat output compared to Xenon lights
- Efficient LED bulb improves run-time
- 11- 25 Hours of run-time depending on battery amp hour



DCL043
20V MAX* JOBSITE LED SPOTLIGHT

- Three bright LEDs illuminate dark jobsite work areas
- 90° Pivoting head provides versatility for lighting work surfaces
- Distance: Can be seen up to 508 yards or 1,525 feet



DCL050
20V MAX* LED HAND HELD AREA LIGHT

- Three bright LEDs illuminate dark jobsite work areas
- Two brightness settings provide flexibility for maximum light output 500 L or 250 L extended run-time
- 140° Pivoting head provides versatility for lighting work surfaces



DCL060
18V / 20V MAX* CORDLESS LED WORKLIGHT



DCL510
12V MAX* LED WORKLIGHT



SECTION

12

AIR CONDITIONING





VING

SUB-CATEGORIES:

566

A/C RECOVERY UNITS

574

A/C LEAK DETECTION

572

VACUUM PUMPS

582

A/C SERVICE TOOLS

RECOVER RECYCLE EVACUATE RECHARGE





ACR225M



ACR220M

STANDARD FEATURES	ACR220M	ACR225M	ACR225MH	ACR325M
Recover / Recycle / Evacuate / Recharge	•	•	•	•
Refrigerant Charging Options (High, Low, or Both)		•	•	•
Automatic Oil Drain	•	•	•	•
Vacuum Vehicle A/C System	•	•	•	•
Automatic Air Purge	•	•	•	•
Refrigerant Management System	•	•	•	•
On-screen Refrigerant and Oil Database Capable	•	•	•	•
Optional Printer	•	•	•	•
Color / Multilingual Display	•	•	•	•
Vacuum Leak Test		•	•	•
Fully-Automatic: Recover Vacuum Leak Test Charge		•	•	•
Machine Hose Flush (Avoids Cross Contamination)		•	•	•
Automatic Valve Operation		•	•	•
Automatic Refill and Management of Internal Tank		•	•	•
Oil Inject		•		
Longer Hoses	12'	12'	12'	12'
Larger Vacuum Pump	1.5 CFM, 2-Stage	3 CFM, 2-Stage	3 CFM, 2-Stage	3 CFM, 2-Stage
Additional Year of Warranty	2-YR	2-YR	2-YR	2-YR
Optional 5-Year Warranty	•	•	•	•
Refrigerant and Oil Database		•	•	•
UV Dye Inject Feature		•		



A/C RECOVERY

AUTOMATIC / SEMI-AUTOMATIC UNITS

- 2-Stage Vacuum Pumps
- Longer 12' hoses for more versatility when working on raised vehicles and large trucks
- Full-color, multilingual display: 5 × 9 cm (4.3-in. diag) graphical LCD
- Charge performance accurate to +/- 0.5 oz
- Industry-leading recovery efficiency of 98.5%
- SAE J2843 compliance specification
- 2-Year Warranty
- 3-Year Optional Extended Warranty



ACR220M **R134A SEMI-AUTOMATIC** **A/C REFRIGERANT MACHINE**

- Recover, vacuum, and charge
- 1.5 CFM, 2-stage pump provides a fast and powerful vacuum
- Optional on-screen vehicle refrigerant and oil specification database
- Monitors vacuum level after recovery and informs possible vehicle leaks
- Automatic air purge eliminates air from system
- Displays refrigerant use and monitors filter life
- Optional printer

ACR220M-3YWAR **THREE YEAR EXTENDED WARRANTY**

- Available for a total of 5-years
(must be ordered in first 90 days of service)



ACR225M **R134A AUTOMATIC A/C RECOVERY UNIT**

- UV dye inject feature
- Large 3 CFM, 2-stage pump provides a fast and powerful vacuum
- Maintains refrigerant in onboard tank and fills internal tank automatically
- Monitors vacuum level after recovery and informs possible vehicle leaks
- Automatic air purge eliminates air from system
- Displays refrigerant use and monitors filter life
- No valves to open—charge from either the high side, low side, or both
- Optional printer and refrigerant identifier
- Includes on-screen vehicle refrigerant and oil specification database
- Includes on-screen vehicle refrigerant and oil specification database

ACR225M-3YWAR **THREE YEAR EXTENDED WARRANTY**

- Available for a total of 5-years
(must be ordered in first 90 days of service)





ACR225MH
R-134A AUTOMATIC A/C RECOVERY UNIT
FOR CONVENTIONAL AND HYBRID VEHICLES

- Hybrid-compatible
- Large 3 CFM, 2-stage pump provides a fast and powerful vacuum
- Maintains refrigerant in onboard tank and fills internal tank automatically
- Monitors vacuum level after recovery and informs possible vehicle leaks
- Automatic air purge eliminates air from system
- Displays refrigerant use and monitors filter life
- No valves to open—charge from either the high side, low side, or both
- Optional printer and refrigerant identifier
- Includes on-screen vehicle refrigerant and oil specification database
- Includes on-screen vehicle refrigerant and oil specification database

ACR225MH-3YWAR
THREE YEAR EXTENDED WARRANTY

- Available for a total of 5-years
(must be ordered in first 90 days of service)



ACR325M
R1234-YF AUTOMATIC A/C RECOVERY UNIT

- Large 3 CFM, 2-stage pump provides a fast and powerful vacuum
- Maintains refrigerant in onboard tank and fills internal tank automatically
- Monitors vacuum level after recovery and informs possible vehicle leaks
- Automatic air purge eliminates air from system
- Displays refrigerant use and monitors filter life
- No valves to open—charge from either the high side, low side, or both
- Optional printer and refrigerant identifier
- Includes on-screen vehicle refrigerant and oil specification database
- Includes on-screen vehicle refrigerant and oil specification database

ACR325M-3YWAR
THREE YEAR EXTENDED WARRANTY

- Available for a total of 5-years
(must be ordered in first 90 days of service)



A/C GAUGE SETS

ALUMINUM GAUGE SETS



AC866 ALUMINUM R134A GAUGE SET WITH 60" HOSES

- Professional extruded aluminum block
- 2-1/2" Silicone dampened flutter-free gauges
- Professional R134A couplers
- Recalibrateable gauges
- Rubber protective gauge guards

INCLUDES:

- (3) 60" Nylon Barrier Hoses - SAE Approved
- (1) Blow-Molded Case



AC888 DUAL ALUMINUM R12/R134A GAUGE SET

- Heavy-duty manual R134A service couplers
- 2-1/2" Silicone dampened flutter-free gauges
- Protective rubber gauge guards

INCLUDES:

- (3) R12 72" Hoses
- (3) R134A 72" Hoses
- (1) Can Tap
- (1) Blow-Molded Case



AC966 PREMIER ALUMINUM R134A GAUGE SET

- 3-1/8" Gauges are silicone dampened, flutter free, and recalibrateable
- Set of three SAE approved 72" nylon barrier hoses
- Manual couplers
- Rubber protective gauge guards


INCLUDES:

- (1) Can Tap
- (1) Blow-Molded Case



ACR1234YF R1234YF ALUMINUM MANIFOLD GAUGE SET WITH 60" HOSES

- Anti-flutter E-Z to recalibrate gauges
- Easy to read temperature scales on 3 1/2" gauge face (Bar/PSI/°F/°C)
- Easy grip front-facing knobs
- Piston type free-floating valves
- Extra large sight glass
- Manifold block assembled with (3) 12mm-F fittings per SAE J2888
- Red and blue Nylon barrier hoses with 12mm-M fittings on both sides meets SAE J2888, EPA, SAE & UL standards
- Yellow hose 12mm fitting on one side and 1/2 x 16 LH acme on the other meets SAE J2888



AC289772 R134A ALUMINUM MANIFOLD SET

- Set of three .72" Hoses and couplers
- Solid extruded aluminum body
- Free-floating piston type valves reduce o-ring wear
- Extra access port for vacuum line
- Silicone dampened gauges smooth out needle movement
- Gauges can be easily recalibrated in the field to maintain accuracy
- Extra large sight glass for visual refrigerant check
- Large easy-to-grip knobs



AC293996PB DELUXE DUAL ALUMINUM A/C MANIFOLD GAUGE SET

- R12/R134a Gauges
- Set of three 96" hoses and couplers
- Manual couplers
- 1/4" SAE M x 1/2" ACME-F adapter
- Gauge guards



AC999A R134A AUTO DIGITAL MANIFOLD

- Offers a large easy-to-read LCD that displays pressure and vacuum reading for R134A
- Easily allows the technician to distinguish pressure and vacuum readings and perform a systems leak check at the conclusion of the evacuation process
- To ensure lasting performance and durability the manifold case is constructed of ABS material and protected by a rugged rubber boot
- The technician now has a fully functional manifold with the intelligence to quickly access and deliver the accurate information needed to do the job right
- Refrigerant: R134A
- Low side - PSI, bar, MPa, kg/cm², and InHg
- High side - PSI, bar, MPa, and kg/cm²
- Low battery indicator: Special icon on LCD

INCLUDES:

- (1) Manifold With A Set of Three 72" Hoses
- (1) Set of Manual Couplers
- (1) Blow-Molded Case



AC82834-SL



AC82934-SL

AC82834-SL R134A HIGH SIDE MANUAL SAFETY LOCK COUPLER

- 14mm-F x 16mm

AC82934-SL R134A LOW SIDE MANUAL SAFETY LOCK COUPLER

- 14mm-F x 13mm

CONNECTION	CONTINUOUS USE BATTERY LIFE (HOURS)	OPERATING TEMPERATURE	POWER	RESPONSE TIME (MSEC)	TEMPERATURE DISPLAY
1/2" ACME	50-60	32 to 122° F (0 to 45° C)	9V DC Battery	250	-40 to 200° F (-4 to 93° C)

PRODUCT #	DESCRIPTION
AC84372	R134A 72" Hose Set with 1/2" ACME-F and 14 mm-M Auto A/C Fittings
AC84396	R134A 96" Hose Set with 1/2" ACME-F and 14 mm-M Auto A/C Fittings
AC45372	R12 72" Hose Set with Automatic Shut-Off Valve Fittings (1/4" SAE)
AC99601	60" Replacement Hose, Blue
AC99602	60" Replacement Hose, Yellow
AC84721	72" Replacement Hose, Blue
MSC84722	72" Replacement Hose, Yellow
AC84723	72" Replacement Hose, Red
AC98721	72" Replacement R134A Hose, Blue
MSC84722	72" Replacement R134A Hose, Yellow
AC98723	72" Replacement R134A Hose, Red
MSC45721	72" Replacement R12 Hose, Blue
MSC45722	72" Replacement R12 Hose, Yellow
MSC45723	72" Replacement R12 Hose, Red
MSC93553-E	2-1/2" Gauge Guard Set
ME85350	2-1/2" Low Side Replacement Gauge
AC85550	2-1/2" High Side Replacement Gauge
MSC86350	3-1/8" Low Side Gauge
MSC86500	3-1/8" High Side Gauge
MSC85253-E	2-1/2" Lens
MSC98251-E	3-1/8" Lens

AC82834 R134A HIGH SIDE MANUAL

- Spring-loaded depressor will not damage service valves
- Can be removed from service ports regardless of knob position without losing refrigerant
- Meets SAE, UL, and EPA recommendations for containment of refrigerant
- Color coded
- 14mm-F x 16mm quick coupler



AC66534-R R134A LOW SIDE STANDARD COUPLER

- 1/4" FL-M x 13mm



AC66434-R R134A HIGH SIDE STANDARD COUPLER

- 1/4" FL-M x 16mm



AC82934 R134A LOW SIDE MANUAL

- Same as above except 14mm-F x 13mm quick coupler



AC98370 R134A CONVERSION KIT

INCLUDES:

- (1) High Side R134A Couplers
- (1) Low Side R134A Couplers
- (1) R134A Tank Adapter



A/C RECOVERY

VACUUM PUMPS

- Internal check-valve to prevent oil leaks
- Thermally protected 1/4 hp motor with on/off rocker switch
- High-volume cooling fan provides cool air to motor and pump
- Large oil level sight glass with min-max oil level indicator
- Large, lightweight reinforced base for stable positioning
- Cooling fins keep temperature cooler during extended motor operation
- Easily accessible oil fill port and drain valve
- Ultimate Vacuum: 80 Microns

AC90062B 3-CFM SINGLE-STAGE VACUUM PUMP

- Thermally protected 1/4 hp motor with on/off rocker switch

INCLUDES:

- (1) T-Fitting with 1/4" Flare and ACME Ports
- (1) Vapor Discharge/Oil Fill Port



AC90059B 1.8-CFM SINGLE-STAGE VACUUM PUMP

- Large oil level sight glass with max/min oil level indicator

AC90066B 6-CFM SINGLE-STAGE VACUUM PUMP

- Thermally protected 1/3 hp motor with on/off rocker switch

INCLUDES:

- (1) T-Fitting With 1/4" Flare and ACME Ports
- (1) Vapor Discharge/Oil Fill Port

AC90066B-SF 6-CFM SINGLE-STAGE SPARK FREE VACUUM PUMP

- Thermally protected 1/3 hp motor with on/off rocker switch

INCLUDES:

- (1) T-Fitting With 1/4" Flare and ACME Ports
- (1) Vapor Discharge/Oil Fill Port



AC90067 7.5-CFM TWO-STAGE VACUUM PUMP

- For medium size and larger systems (5 lbs. and above capacity)
- 1/2 Hp Motor makes cold condition start up quick and easy
- Two-stage pump features a manifold valve to isolate it from the system and three inlet ports: 1/4" FL, 3/8" FL, and 1/2" ACME (for automotive R134A systems)



AC82031 VACUUM PUMP T-ADAPTER

- "T" style adapter screws onto existing 1/4" flare fitting and converts to 1/4" FL and 1/2" ACME



AC91200 R12/R134A AIR OPERATED VACUUM PUMP

- Requires 4.5-CFM/90 PSI shop air
- No moving parts and no oil required
- 1.3 CFM Air displacement venturi type pump will pull up to 29" of vacuum (Hg.) at sea level

INCLUDES:

- (1) 1/4" Flare (R12) Connection
- (1) 1/2" ACME (R134A) Connection

PRODUCT #	OIL CAPACITY OZ.	INLET PORT SIZES	MICRONS	MOTOR HP	MANIFOLD VALVE	MOTOR V/Hz	PUMP SPEED RPM
AC90059B	6	1/4" and 1/2" ACME	75	1/6	-	110/60	3,450
AC90062B	-	1/4" FL and ACME	75	1/4	-	110/60	1,720
AC90066B	-	1/4" FL and ACME	75	1/3	-	110/60	1,720
AC90067	24	1/4" FL, 3/8" FL, and 1/2" ACME	25	1/2	YES	110/60	1,725





AC850
REFRIGERANT RECOVERY SYSTEM KIT

- Compact, lightweight, and works with all refrigerants
- 1/2 hp oil-less compressor with a built-in high-volume cooling fan
- Delivers maximum cooling efficiency and keeps the compressor working at high-capacities in even the warmest climates
- Stainless steel ball-valve designed manifold controls the refrigerant flow smoothly and quickly with only a 1/4 turn

INCLUDES:

- [1] 30 lbs. DOT Tank, Oil Separator and Filter Dryer to Cleanse the Refrigerant During the Recovery Process



AC9800
ELECTRONIC REFRIGERANT CHARGING SCALE

- Constructed of rugged die-cast aluminum
- The heavy-duty 9" x 9" platform can be easily removed from the ABS case and carried to any convenient location
- Programmable charge alarm
- Auto off function
- Capacity: 240 lbs. - 110 kg
- Resolution: .02 lbs. - .01 kg



AC9900
CHARGING SOLENOID MODULE

- Control the exact amount of refrigerant transferring to and from the A/C system
- Works with all types of refrigerant
- Compact design is battery powered (9V)
- Lightweight and portable
- Accessory for **AC9800**

INCLUDES:

- [1] Short Hose for Tank Connection
- [1] 1/4" FUL- 1/2" ACME Adapters
- [1] USB Cord



ACGUN2
A/C FLUSH GUN KIT

- Works with any lightweight flushing agent that can be mixed with pressurized air
- Excellent for quickly and effectively removing refrigerant oil debris during retrofitting or compressor replacement
- Flush gun is simple to use and will hold up through many flush procedures

INCLUDES:

- [1] Flush Gun
- [1] Canister
- [1] Hose
- [1] Canister Adapter



AC91051
A/C FLUSH KIT

- Specific fluid for the inner flushing of air conditioning and refrigeration systems

INCLUDES:

- [1] Flush Gun
- [1] Canister
- [1] Hose
- [1] Canister Adapter



AC16009
A/C REFRIGERANT IDENTIFIER

- Hand held R134A identifier
- Pass and Fail lights clearly show if refrigerant in vehicle is pure enough to be recovered



A/C LEAK DETECTION

LEAK DETECTION KITS



MAC021
COMPLETE A/C AND FLUID
LEAK DETECTION KIT

- Find leaks in oil, fuel, ATF, and power steering systems
- Compatible with R-134a, R-1234yf, and other refrigerants



MAC016
BIG EZ™ UNIVERSAL
A/C LEAK DETECTION KIT

- An effective and economical way to add dye to an A/C system
- Universal dye is compatible with R-1234yf, R-134a, and all popular refrigerant types and pinpoints the exact source of all system leaks
- Ideal for high-volume multi-bay automotive repair shops



332005A
SPOTGUN™ JR./UV-PHAZER™ BLACK KIT

- Quickly and easily injects dye into A/C systems
- Eliminates over-injection and mess
- Compatible with most UV leak detection dyes
- Flashlight uses AAA batteries
- Services up to 40 vehicles

INCLUDES:

- (1) LED Light
- (1) Spotgun™ Jr. Injection System
- (4) 1-oz. A/C Extendye Cartridges
- (1) Pack of Service Stickers
- (1) UV Dye Enhancing Glasses
- (1) Rugged Case

SPOTGUN trademark by CPS PRODUCTS CANADA LTD.



AC53010AUT
PRESSURE TESTING REGULATOR KIT

- New single stage nitrogen regulator designed to meet HVAC/R and automotive A/C systems

INCLUDES:

- (1) 1/4" SAE Flare Outlet Port
- (1) 2-1/2" [63mm] Gauges with Guards
- (1) High Pressure Gauge 4400 psig (300 Bar)
- (1) 1/4" FL-M Outlet Connection
- (1) 48" Charging Hose
- (1) High Side Standard R134A
- (1) 1/4" FL-M x 13mm Coupler
- (1) Blow-Molded Case



MAC9792
EZ-SHOT™
DYE INJECTION KIT
FOR R-1234YF/PAG

- Made specifically for R-1234yf A/C systems to meet industry trends
- Most automotive manufacturers have adopted these highly efficient, ultra-low impact refrigerant systems



MAC9812
MINI-EZ™ HYBRID VEHICLE
UNIVERSAL/ESTER A/C DYE
INJECTION KIT FOR R-1234YF
AND R-134A SYSTEMS

- Specially formulated with high dielectric qualities to protect all hybrid system components, including electrically driven compressors



MAC9841
EZ-JECT™ DYE INJECTION KIT
FOR UNIVERSAL/ESTER

- Dye can remain safely within the system so once the repair is made, the dye can be used as part of a preventative maintenance program
- Universal/Ester dye compatible with R-1234yf, R-134a, and other widely used refrigerants



A/C LEAK DETECTION

LEAK DETECTION KITS




ODINJ134 **STANDARD OIL INJECTORS**

- Excellent method for adding refrigerant oil or large amounts of UV leak detection dye to the A/C system
- Rugged all metal 2 oz. canister
- 1/2" ACME-M x 1/2" ACME-F (R134A)



BLKINJ **UV DYE INJECTOR KIT**

- Simply connect the injector to the A/C system and twist the handle to the next application line
- Replaceable cartridge provides 25 applications of universal dye (BLKA25 dye refill cartridge) that is compatible with R12/22/502 and R134A systems
- Injector hose comes complete with one R134A coupler and auto shut-off valve adapter for 1/4" FL systems



AC53123A **R12/AR134A DYE/OIL INJECTOR**

- To inject dye or oil, connect the injector to the low side of the A/C system and twist the handle until you reach the desired amount
- Injector hose comes complete with one R134A coupler and auto shut-off valve adapter for 1/4" FL systems
- Holds 2 oz. of dye



399020A **A/C EXTENDYE** **REPLACEMENT CARTRIDGE**

- Super-concentrated UV dye
- Advanced friction modifier
- Additional anti-wear chemistry to extend component life
- Antioxidant stops the oxidation process

INCLUDES:

[4] 1-oz. Cartridges



MAC9870 **EZ-JECT™ UNIVERSAL/ESTER** **A/C DYE CARTRIDGE**

- Dye can remain safely within the system so once the repair is made, the dye can be used as part of a preventative maintenance program



MAC9825 **EZ-JECT™ A/C DYE** **FOR R-1234YF/PAG**

- Most automotive manufacturers have adopted these highly efficient, ultra-low impact refrigerant systems



MAC9811 **MINI-EZ™ HYBRID VEHICLE** **UNIVERSAL/ESTER A/C** **DYE FOR R-1234YF AND** **R-134A SYSTEMS**

- Specially formulated with high dielectric qualities to protect all hybrid system components, including electrically driven compressors





MAC9725
BIG EZ™ A/C DYE
CARTRIDGE FOR
R-1234YF/PAG

- Made specifically for R-1234yf A/C systems to meet industry trends, R-1234yf refrigerant has a lower Global Warming Potential (GWP) rating than its predecessor R-134a



MAC1800
LEAKFINDER® BIG EZ™
UNIVERSAL CARTRIDGE

- Dye can remain safely within the system so once the repair is made, the dye can be used as part of a preventative maintenance program



MAC1001
LEAKFINDER® UNIVESAL DYE

- Universal/Ester dye compatible with R-1234yf, R-134a, and other widely used refrigerants



MAC2001
LEAKFINDER® OIL DYE

- Oil-based UV leak detection dyes are the perfect tool for diagnosing leaks in engine oil, transmission fluid, power steering fluid, hydraulic fluid, and more



MAC3001
LEAKFINDER® COOLANT DYE

- Fluorescent dye for all conventional coolants



AC85510
R134A CAN TAP VALVE -
SCREW-ON (US STANDARD)

- Screw-on design for R134A ACME male can taps
- Gasket assures leak proof operation
- Built-in safety check valve
- Exclusive "full grip" valve knob
- 1/2" ACME-M



AC85530
3-IN-1 SIDE MOUNT CAN
TAP VALVE (US STANDARD)

- This unique design covers 2-7/8" (R134A), 2-1/2" (R12), and 2" (oil) charge cans
- Internal safety check valve prevents system backflow
- 1/2" ACME-M and 1/4" FL-M Ports



A/C LEAK DETECTION UV FLASHLIGHTS



413020 **PICO-LITE™ 1W LED LUXEON**

- Compatible with all UV leak detection dyes

INCLUDES:

- (1) 1W Blue LED light
- (1) UV Enhancing glasses
- (3) AA Batteries



PL120MUV **PRO PEN™ COB LED UV POCKET LIGHT**

- Front COB LED provides 110 lumens
- Top UV LED provides 395-410 nm

INCLUDES:

- (1) 3pcs AAA battery
- (1) Belt Clip
- (1) IP54
- (1) CSA Approved



BLK50L **50-WATT UV MINI LIGHT**

- Compact and lightweight
- High-intensity - Instant-ON
- 16-ft. Cord with battery clamps connects directly to car's battery for 12-volt power

INCLUDES:

- (1) UV Enhancing Safety Glasses



MACUV **OPTI-PRO™ UV**

- The OPTI-PRO™ UV comes complete with a powerful ultraviolet
- LED light with adjustable focus lens to identify leaks with ease
- 20-ft. inspection range with adjustable lens

INCLUDES:

- (1) UV Enhancing Safety Glasses



BLK53515A **UV FLEX LIGHT**

- Four ultraviolet LEDs illuminate a brilliant fluorescent glow
- Flexible probe gets into tight areas
- E-Z Access ON/OFF button

INCLUDES:

- (1) UV Enhancing Safety Glasses

PICO-LITE trademark by UVVIEW ULTRAVIOLET SYSTEMS INC.





UVSPEC
UV ENHANCING
SAFETY GLASSES

- Ultraviolet enhancing safety glasses help you find leaks by improving your visual response to dye when using ultraviolet light



MACUVV
UV LAMP VIOLET LIGHT LED
LEAK DETECTION FLASHLIGHT

- Compact ultraviolet lamp works with all leak detection dyes
- Perfect for tight spaces

INCLUDES:
[1] UV Enhancing Safety Glasses



MACUVP
OPTI-PRO™ UV PLUS

- Contrasting strobe light feature
- Adjustable focus lens
- High and low output settings
- Rechargeable Li-Ion battery
- Expanded 25-ft. inspection range

INCLUDES:
[1] UV Enhancing Safety Glasses



BLK100L
100-WATT UV LIGHT

- 180° Swivel head gets into tight places
- Features instant ON
- Heavy-duty metal construction
- 16-ft. Cord with battery clamps connects directly to car's battery for 12-volt power

INCLUDES:
[1] UV Enhancing Safety Glasses



413025
UV PHAZER NEO™ UV
LEAK DETECTION LIGHT

- High-output UV LED
- Constant current technology: maintains steady power output throughout charge
- Adjustable lens focus: allows for focusing light intensity
- Rechargeable lithium ion battery: years of trouble free battery life

INCLUDES:
[1] UV Enhancing Glasses
[1] Battery Charger



413065
UV PHAZER BLACK™ UV
LEAK DETECTION LIGHT

- True UV LED illuminates 11x brighter
- Provides more contrast than blue light, making leaks easier to identify
- Adjustable lens focus: allows for focusing light intensity
- Rechargeable lithium ion battery: years of trouble free battery life

INCLUDES:
[1] UV Enhancing Glasses
[1] Battery Charger



A/C LEAK DETECTION

LEAK DETECTORS



ACL1700 **ELECTRONIC A/C LEAK DETECTOR**

- Offers an accurate and reliable solution to electronic leak detection
- Digital microprocessor control features three levels of sensitivity (five levels of detection) and visual leak level indicator
- Detects leaks as small as 3g (1/10 oz.) per year
- Detects all refrigerants, CFC'S, HCFC'S, and HFC'S

INCLUDES:
(1) Blow-Molded Case



ACL2700A **ELECTRONIC A/C LEAK DETECTOR WITH UV LIGHT AND DYE INJECTION SYSTEM**

INCLUDES:
(1) UV Enhancing Safety Glasses
(1) BLKA10 - 10 Application Dye Cartridge
(1) UV Dye Injection System
(1) Dye Injector Connection Hose with R12 Adapter
(1) Blow-Molded Case

ACL2700 **ELECTRONIC A/C LEAK DETECTOR WITH UV LIGHT**

- Offers state-of-the-art microprocessing technology
- Sensor delivers an accurate and instantaneous response
- Offers ultra bright UV/blue LED light, six levels of sensitivity (15 levels of detection), tri-colored visual leak level indicator, and mute function
- Detects leaks as small as 1/10 oz. (3g) per year
- Meets and exceeds SAE J1627 and CE conformity
- Detects refrigerants, CFCs, HCFCs, and HFCs

INCLUDES:
(1) UV Enhancing Safety Glasses
(1) Blow-Molded Case

AC52225C
DUAL LASER
INFRARED THERMOMETER

- Dual laser provides pinpoint accuracy
- 12:1 Distance-to-spot ratio
- Max temperature display
- Backlit display

INCLUDES:

- (2) AAA Batteries
- (1) Blow-Molded Case



AC52225A
DUAL-TEMP INFRARED
THERMOMETER

- Measures -76°F to 1400°F
- Field of View Ratio = 30 : 1
- Bright Laser Pointing
- Large Back-lit LCD Display
- °F / °C with 0.1° Resolution
- Adjustable Emissivity
- MAX, MIN, DIFF and AVERAGE
- LOCK for Continuous Monitoring
- Programmable HI / LO Alarm



AC252222
INFRARED THERMOMETER
WITH TARGET LASER

- Accurately hit your target with laser technology
- Features an enhanced back-lit LCD display and an expanded temperature range of -38° to 365°C (-36.4° to 689°F)
- The compact design is simple to use and easy to store

INCLUDES:

- (2) AAA Batteries



AC52224
INFRARED THERMOMETER
WITH TARGET LASER

- Offers laser targeting accuracy, enhanced backlit LCD display, and an expanded temperature range
- Compact design is simple to use and easy to store

INCLUDES:

- (1) AC52220 1" Dial Thermometer
- (1) 9V Battery
- (1) Carrying Case



AC52227
POCKET INFRARED
THERMOMETER



AC52220
1" DIAL THERMOMETER

AC91120
1-3/4" DIAL
THERMOMETER



AC52223A
POCKET DIGITAL
THERMOMETER



138000470
DIGITAL THERMOMETER/
FOLDABLE PROBE

PRODUCT #	ACCURACY	BATTERY LIFE (APPROX. HOURS)	DISPLAY ILLUMINATION	EMISSIVITY	FIELD OF VIEW RATIO	MODES	NON-CONTACT TEMPERATURE RANGE	POWER OFF	RESOLUTION	RESPONSE TIME	TARGET INDICATOR
AC252222	±2.5% of Reading	14	Backlit LCD	0.98	12:1	-	-36° to 689°F (-38° to 365°C)	Auto Off after 15 seconds	0.2°F/0.5°C	1 Second	Single Laser Spot
AC52225A	±2% of Reading	180	Backlit LCD	0.10 (10E) to 1.0 (100E)	30:1	MIN, MAX, DIFF, AVG	-76° to 1400°F (-60° to 760°C)	Auto after 15 seconds	0.1° F / 0.1° C	1 Second	Single Laser Spot
AC52224	±2% of Reading	180	Backlit Color LCD	0.95	12:1	-	-58° to 932° F (-50° to 500° C)	Auto after 15 seconds	0.5°F/0.5°C	0.5 seconds	Single Laser Spot
AC52225C	±2% of Reading	180	Backlit Color LCD	0.95	12:1	MAX	-76° to 1022°F (-60° to 550°C)	Auto after 15 seconds	0.1° F / 0.1° C	1 Second	Dual Laser Spot
AC52227	±2% of Reading	40	Backlit LCD	Adjustable	1:1	MIN/ MAX	-67° to 428°F (-55° to 220°C)	Auto after 15 seconds	0.1° F / 0.1° C	1 Second	n/a



A/C ACCESSORIES

SERVICE TOOLS



AC81290
R134A UNIVERSAL A/C DUAL VALVE LARGE BORE REMOVER

- Double ended for easy replacement of standard and large bore valve cores
- For R12, standard, JRA (M6), EATON (M8 and M10) valve cores for R134A



MSC42010-10
10-PC. 1/4" SAE GASKETS



AC92311
5-PC. DELUXE ORIFICE TUBE SERVICE KIT

- Universal kit will remove and install any style orifice tube
- Blow-molded case



AC93000
SPRING LOCK COUPLING TOOL SET

- Use on Ford® and Chrysler®
- Durable spring-loaded design for long life and reliable fit

PRODUCT #	SIZE	COLOR	SET
AC93000	Spring Lock Coupling Tool Set		
AC93098	3/8" (#6)	Red	•
AC93099	1/2" (#8)	Blue	•
AC93100	5/8" (#10)	Black	•
AC93101	3/4" (#12)	Beige	•



AC58490
UNIVERSAL R12/R134A MASTER VALVE CORE KIT

- Allows the user to service valve cores without losing the systems charge
- Kit covers all R12 and R134A system valve cores

**AC72475
UNIVERSAL HYDRAULIC
FLARING TOOL KIT**

- Fabricates push-connect 1/4," 5/16," and 3/8"; for use with GM® fuel line flares, brake lines and transmission 5/16" and 3/8"; flare/double flare 3/16," 1/4," 5/16," 3/8," and 1/2"; metric bubble flare 4.75mm, 6mm, 8mm, and 10mm



**AC71500
HYDRAULIC
A/C HOSE CRIMPER**

- Lightweight hand-held hydraulic press is very portable and ideal for shop and field applications
- Dies snap quickly into the press fixture requiring no pins or screws

INCLUDES:

- #6, #8, #10, and #12 Die Sizes
- #6, #8, #10, and #12 Reduced Barrier
- (1) Blow-molded Case



**AC71550
MANUAL
A/C HOSE CRIMPER**

- Manual style A/C hose crimper
- Dies snap quickly into place requiring no pins or screws
- Complete set of dies covering standard hose sizes #6, #8, #10, and #12 and #8 reduced barrier

INCLUDES:

- #6, #8, #10, and #12 Die Sizes
- (1) Blow-molded Case



TC126A

TCM130B

**AC70089A
2-PC. TUBING CUTTER KIT**

INCLUDES:

- (1) TCM130B Cutting Wheel
Cuts hard or soft copper, aluminum, brass, thin wall steel, and stainless steel tubing. Heavy-Duty mini cutter is designed for applications with limited working space.
- (1) TC126A Cutting Wheel
Cuts copper, aluminum, or thin wall steel tubing. Clean right angle cuts with no burrs or chips

PRODUCT #	DESCRIPTION	SET
AC70089A	2-PC. Tubing Cutter Kit	
TC126A	Heavy-Duty Tube Cutter 1/8" To 1-1/8" (3-28mm) O.D. Tubing (1/4" - 1" Nominal)	•
TCM130B	Mini Tube Cutter 1/8" To 5/8" (3-16mm) O.D. Tubing (1/8" - 1/2" Nominal)	•



A/C ACCESSORIES

SERVICE TOOLS




AC20868
DELUXE HEAVY-DUTY CLUTCH HUB PULLER/INSTALLER KIT

- Kit contains a complete offering of A/C compressor clutch hub pullers and installers for GM®, Ford®, Chrysler®, and imports

INCLUDES:

- {1} Compressor Identification Chart
- {1} Blow-Molded Case



AC90925
CONDENSER FIN COMB

- Cleans and straightens condenser and evaporator fins
- Six sided head for 8, 9, 10, 12, 14, and 15



AC70081
A/C RATCHET BOX WRENCH

- Steel forged wrench with reversible ratchet 9/16" and 1/2" hex; 1/4" and 3/16" square

AC70082 (NOT SHOWN)
A/C RATCHET BOX WRENCH

- Steel forged wrench with reversible ratchet 1/4", 3/8", 3/16", and 5/16" square



98234
R134A HI-SIDE HEX SOCKET

- Socket for the removal and installation of high side R134A service fittings



BLKA25
25-APPLICATION UNIVERSAL DYE CARTRIDGE

BLKA10
10-APPLICATION CONCENTRATED DYE CARTRIDGE



AC399046A
R134A POLYALKYLENE GLYCOL 46 OIL 1 OZ. 12-PK.

- Compatible with systems that use R134a refrigerant

AC399046YF
R134A POLYALKYLENE GLYCOL 46 OIL 1 OZ. 4-PK.

- Compatible with systems that use R134a refrigerant



Warning: Wear safety glasses. Do not
expose eyes or skin to ultraviolet light.

OPTI-PRO™
www.tracertline.com



800.MACTOOLS



MACTOOLS.COM

SECTION

13

SHOP EQUIPMENT



IT

SUB-CATEGORIES:

588

WHEEL AND TIRE

600

SHOP LIFTS

610

JACKS AND STANDS

616

COMPRESSORS AND
AIR EQUIPMENT

618

MAINTENANCE

WHEEL AND TIRE

TIRE CHANGERS AND BALANCERS



MWC246.26i **SWINGARM PRO TIRE CHANGER**

- 110V drive motor provides needed torque
- Large reinforced 46" frame adds greater rigidity to the structure and chucking table
- Gear box is installed between two steel plates avoiding flex during operation
- 26" Outside clamping
- Extra height of the vertical post and tool shaft allows service on tires up to a 15" (381mm) tire width
- 8,000 Ft-lbs. bead breaker @ 175 psi
- Air tank located in changer column
- Pedal assembly can be easily removed for service



MW800A69 **WHEEL LIFT ATTACHMENT FOR PLUS91SA**

- Assists technician in raising and lowering tires onto tire changer
- Handles large and special tires
- Air driven



MW800A60 **TOOL HEAD FOR TIRE CHANGERS**

- Optional plastic tool head for both MWC240.22i and MWC246.26i



PLUS91N **HELPER ARM FOR MWC240.22i**

- A Tire bead top pressing
- Lower bead following arm
- Equipped with lifting device
- Handles large and special tires
- Air driven



PLUS91SA **HELPER ARM FOR MWC246.26i**

- Tire bead top pressing
- Lower bead following arm
- Equipped with lifting device
- Handles large and special tires
- Air driven



GREAT TO WORK WITH™

MWB338FMD **COMPUTERIZED 2D** **WHEEL BALANCER**

- Entry level motorized balancer
- Space saving footprint
- Large visual display
- Heavy-duty 40mm shaft with large offset for deep rims
- Lower rotational speed
- Auto stop on top
- Automatic start when cover is lowered
- Automatic measurement of distance and diameter
- Hidden weight spoke program



MW240338C **TIRE CHANGER AND** **WHEEL BALANCER COMBO**

- INCLUDES:**
- | | |
|-------------------------------------|-------------------------------|
| MWC240.22I | MWB338FMD |
| Swingarm standard shop tire changer | Computerize 2D wheel balancer |

MWC240.22I **SWINGARM STANDARD SHOP TIRE CHANGER**

- Standard heavy-duty changer
- Top quality at an entry level price
- 110v single speed motor for needed torque
- Galvanized cylinder
- Double operating, galvanized bead breaker cylinder
- 22" Outside clamping - 24" Inside clamping
- Up to 40" tire diameters
- 8,000 ft-lbs. bead breaker @ 175 psi
- Integrated protection for alloy rims



CLAMP
PROTECTORS
MW800A6



TOOL
PROTECTION KIT



BEAD
BREAKER BLADE
PROTECTION



WHEEL AND TIRE

TIRE CHANGERS



TC3600 CAR/LITE TRUCK TIRE CHANGER WITH PRESS ARM

- Automatic tilt back tire changer pneumatically controlled by a pedal for conventional, low profile and Run-Flat wheels of cars and light commercial vehicles
- Pedal controlled double rotation speed
- Fully adjustable bead breaker "Smart Blade"
- Adjustable table with inflators on each clamp
- Inserts protect aluminum wheels
- Help and Press Arm to ease the mounting operations of Run Flat and UHP tires
- Dual clamping cylinders
- Comes fully assembled
- 1-Year warranty parts and on-site labor



TC2555 CAR/LITE TRUCK TIRE CHANGER WITH PRESS ARM

- Press arm and bead pressing tool for low profile tires
- Air tank in tower
- Dual clamping cylinders
- Semi-automatic swing arm
- Inserts protect aluminum wheels
- Adjustable table with inflators on each clamp
- Adjustable bead breaker
- Comes fully assembled
- 1-Year warranty parts and on-site labor



TC2550 CAR/LITE TRUCK TIRE CHANGER

- Air tank in tower
- Dual clamping cylinders
- Semi-automatic swing arm
- Inserts to protect aluminum wheels
- Adjustable table with inflators on each clamp
- Adjustable bead breaker
- Comes fully assembled





TC875
TIRE CHANGER
WITH SWING ARM

- The perfect choice for gas stations, small garages, and auto salvage yards with basic tire changing needs

Not suitable for wheels over 20", extreme low-profile tires, run-flat tires, or PAX® tires



TC876
TIRE CHANGER
WITH PRESS ARM

- For small and medium garages wanting to change low-profile tires with the added press arm, this machine is for you
- Tubeless inflator device directly injects air through each clamp
- Semi-automatic swing arm
- Dual cylinders on clamping table clamps



WHEEL AND TIRE TIRE CHANGERS



TC5000 TRUCK TIRE CHANGER

- Clamping range 13" - 27"
- Mobile control unit
- Bi-directional rotation
- Self-centering universal wheel chuck
- Comes fully assembled
- 1-Year warranty parts and on-site labor



TC5500 TRUCK TIRE CHANGER

- Clamping range 14" - 46"
(up to 56" with optional extensions)
- Mobile control unit
- Two speed hydraulic pump motor
- Bi-directional rotation
- Self-centering universal wheel chuck
- Comes fully assembled
- 1-Year warranty parts and on-site labor

PRODUCT #	BEAD BREAKING FORCE	INSIDE CLAMPING	MAX OUTSIDE TIRE DIAMETER	MAX RIM WIDTH	SEMI-AUTO SWING ARM	PRESS ARM	DUAL ARMS	AUTOMATIC TILT ARM CONTROL	AUTOMATIC TILT BACK ARM
TC875	5,500	15" - 26"	39"	13"	•				
TC876	5,500	15" - 26"	39"	13"	•	•			
TC2550	5,500	13" - 28"	47"	15"	•				
TC2555	5,500	13" - 28"	47"	15"	•	•			
TC3600	7,000	13" - 28"	43"	16"		•	•	•	•
MWC240.20i	8,000	13" - 24.5"	40.5"	12"					
MWC246.26i	8,000	12" - 28.5"	46"	15"					



**"THE MAC TOOLS GEAR-DRIVEN AIR
SAW'S POWER AND SMOOTHNESS
ARE SECOND TO NONE.**

**A GREAT TOOL FOR ANY
FABRICATION NEED."**

KEVIN WIMER
FABRICATOR AT MICHAEL SHANK RACING

CHECK OUT MPS1911
ON PAGE 413



WHEEL AND TIRE TIRE BALANCERS



MWB338FMD COMPUTERIZED 2D WHEEL BALANCER

- Entry level motorized balancer
- Space saving footprint
- Large visual display
- Heavy-duty 40mm shaft with large offset for deep rims
- Lower rotational speed
- Auto stop on top
- Automatic start when cover is lowered
- Automatic measurement of distance and diameter
- Hidden weight spoke program



MWB355S PRO 3D WHEEL BALANCER WITH MICROPROCESSOR

- Easy operation with interactive inputs that guide tech
- Simple visual display
- Color monitor with linked keyboard
- Automatic programs with auto storage of distance diameter and width
- Fast balancing with auto start
- Auto stop of wheel in external unbalanced position
- Auto indexing
- Quick wheel lock feature
- Width gauge
- Laser blade indicates weight location





WB2350
CAR/LITE TRUCK BALANCER

- For cars and light trucks
- Handles motorcycles and scooter wheels with optional accessories
- Automatic distance and diameter entry 2D
- Direct weight location program (no repositioning of stick-on weight)
- Multi-function display
- SPLIT program to hide the counterweight behind the spokes
- Foot pedal brake for easy weight placement
- Splash guard
- Comes fully assembled
- 1-Year warranty parts and on-site labor



WB2700
CAR/LITE TRUCK BALANCER

- Standard locking with quick-nut
- Wide working space
- Automatic distance and diameter entry 2D
- Laser line for quicker stick-on weight placement
- LED to light the work space inside the rim
- Electromagnetic brake holds the wheel in position
- New automatic arm to measure automatically diameters up to 30"
- Direct weight location program (no repositioning of stick-on weight)
- Direct selection ounce or grams
- Comes fully assembled
- 1-Year warranty parts and on-site labor



WHEEL AND TIRE TIRE BALANCERS



WB2800 **CAR/LITE TRUCK BALANCER**

- Standard locking with quick-nut
- Dual voltage 110VAC/220VAC
- Automatic distance and diameter entry with width sonar 3D.
- Fully automatic Spotter Laser System for best correction possible
- LED to light the work space inside the rim
- Full-time accuracy with Static unbalance always displayed
- Electromagnetic brake holds the wheel in position
- New automatic arm to measure automatically diameters up to 30"
- Comes fully assembled
- 1-Year warranty parts and on-site labor



WB4505 **HEAVY-DUTY TRUCK WHEEL BALANCER**

- Balances steel and light alloy wheels of cars, light and heavy commercial trucks and buses thanks to a 40mm shaft and a large assortment of standard adapters and cones
- Pneumatic stationary brake useful during wheel mounting and counterweight application
- Pedal operated pneumatic lift (soft type) enables excellent centering accuracy of the wheel on the shaft
- Automatic distance and diameter entry (2D)
- Fully automatic cycle with breaking self-diagnosis and self-calibration menus for quick selection of the following:
 - Inches to millimeters
 - Unbalanced thresholds 0.1 or 0.25 ounces (1 or 5g)
 - Direct selection ounces/grams
- Optimization program for compensation of rim and tire unbalance "Static" program
- 4 ALU programs for PAX, light alloy or special shaped rims one button split and hidden weight program direct weight location program (no repositioning of stick-on weights)



GREAT TO WORK WITH™



WB755 **MOTORCYCLE WHEEL BALANCER**

- Universal space saving wheel balancer with excellent technical specifications combining a sturdy structure with attractive and modern design
- Balances bearing type wheels, scooters wheels (hand spin), and single sided swing arm (with optional AGF adaptor set)
- Automatic Distance and Diameter Entry (2D)
- Self-diagnosis and self-calibration
- Menus for quick selection of the following:
 - Ounces to grams
 - Inches to millimeters
 - Unbalanced thresholds 0.1 or 0.25 ounces (1 or 5g)
- Optimization program for compensation of rim and tire unbalance
- "Static" and "Dynamic" program
- 12-Compartment weight tray plus adaptors compartment



WB4200 **HEAVY-DUTY TRUCK WHEEL BALANCER**

- Portable wheel balancer with automatic distance and diameter entry 2D
- Dual voltage power supply 12VDC - 110VAC
- Easy-spin system for minimum effort for spinning
- Thanks to the integrated manual lifting system and easily handle wheel up to 550 lbs. (250 kg)
- SPLIT program and Optimization program
- Wheels for easy portability
- Comes fully assembled
- 1-Year warranty parts and on-site labor

CATEGORIES	CAR/LITE TRUCK BALANCER	CAR/LITE TRUCK BALANCER	CAR/LITE TRUCK BALANCER	HEAVY-DUTY TRUCK BALANCER	HEAVY-DUTY TRUCK BALANCER	MOTORCYCLE WHEEL BALANCER
Models	WB2350	WB2700	WB2800	WB4200	WB4505	WB755
Alloy Wheel Modes	6	6	6	6	6	2
Automatic Diameter and Distance Input	•	•	•	•	•	•
Automatic Width Input			•			
Direct Tape-a-Weight Program	•	YES + LAZER	SPOTTER LAZER	•	•	
Drive System	VDD	VDD	VDD	HAND SPIN	MOTORIZED	MOTORIZED
Hood Standard Equipment	•	•	•		•	
Max Outside Tire Diameter	36"	40"	42"	51"	51"	28"
Power Requirements	110V AC	110V AC	110V or 220V AC	110V AC	110V AC	110V AC
Rim Diameter Range	10" - 30"	10" - 30"	10" - 30"	10" - 30"	10" - 30"	10" - 30"
Rim Width Range	1.5" - 20"	1.5" - 20"	1.5" - 20"	1-1/2" - 20"	1-1/2" - 20"	1-1/2" - 20"
Split and Hidden Weight Program	•	•	•	•	•	
Weight Capacity (LBS.)	165 lbs.	165 lbs.	165 lbs.	550 lbs.	550 lbs.	66 lbs.



WHEEL AND TIRE

WHEEL ALIGNMENT



MW6080WS TOTAL DRIVE ALIGNER WITH WIRELESS EFFICIENCY

- Portable - position console anywhere for convenience - maximize available workspace without obstruction or need for a dedicated bay
- Mobile open cabinet houses computer, printer, 19" monitor, accessories and stores wheel clamps
- Four measuring heads with 8-CCD sensor system controls both axles angle characteristics
- Infra-red transmission among measuring heads
- Bluetooth® wireless technology enables communication between front head and control unit
- Wireless aligner displays programs and data
- Quick start with Easy Find - enter VIN number or model
- Data bank with over 90,000 vehicle specs
- Spoiler programs identifies sport car bodies
- Fast vehicle run out measurement
- Smart card for quick data bank update

INCLUDES:

- (1) Control Unit with PC, 19" Monitor, Keyboard, Printer and Battery Charger
- (2) Front Measuring Heads
- (2) Rear Measuring Heads
- (2) Pair of Four Point Wheel Clamps
- (1) Brake Pedal Depressor
- (1) Steering Wheel Lock



MW7080WS TOTAL DRIVE, AUTOMOTIVE AND LIGHT TRUCK WHEEL ALIGNER

- Portable - position console anywhere for convenience - maximize available workspace without obstruction or need for a dedicated bay
- Mobile cabinet houses computer, printer, 19" monitor and charges sensors
- Faster measuring with 8-CCD sensor system
- Infra-red transmission among measuring heads
- Bluetooth® wireless technology enables communication between front head and control unit
- Wireless aligner displays programs and data
- 5 Command keys guide tech step by step in measuring process
- Quick start with Easy Find - enter VIN number or model
- Data bank with over 90,000 vehicle specs
- Fast vehicle run out measurement
- Safe print documentation
- Smart card for quick data bank update

INCLUDES:

- (1) Control Unit with PC, 19" Monitor, Keyboard, Printer and Battery Charger
- (2) Front Measuring Heads
- (2) Rear Measuring Heads
- (2) Pair of Three Point Wheel Clamps
- (1) Brake Pedal Depressor
- (1) Steering Wheel Lock

Bluetooth® word mark is a registered trademark owned by Bluetooth® SIG, Inc.



WL5200CL **CORDLESS WHEEL ALIGNER**

- Accelerometers (newest measuring technology)
- PC-based software with multiple languages
- 24" Wheel clamping range (30" optional)
- Power supply and USB Bluetooth® antenna
- Vehicle and customer database
- Two-wheel alignment capable with two heads only
- Aside from typical toe, caster, and camber, **WL5200CL** also measures Steering Axis Inclination (SAI), toe out on turns, and set-back
- Lock and hold adjustments for lifted wheels
- View all adjustments for one axle on one screen
- Front and rear spoiler mode allow heads to be tilted into view
- Zoom screen from each head to increase viewing range
- All front and rear readings are live
- Each machine comes with a 1-year parts and labor warranty
- Manufacturer reserves the right to make any and all alterations it may consider suitable without notice



WL5201CL **TRUCK CORDLESS WHEEL ALIGNER**

- Four wireless rechargeable alignment truck heads equipped with lithium ion batteries for long life, clamps and charging station standard
- PC computer and storage cabinet
- Accelerometers (newest measuring technology)
- Windows® based software with multiple languages
- 30" Wheel clamping range
- Handles large trucks with standard accessories
- Power supply and USB BT2 antenna
- Complete vehicle database with possible customized
- Alignment specification database with the thirty most recent model years
- Handles up to seven truck axles
- Comes fully assembled
- 1-Year warranty parts and on-site labor

INCLUDES:

Qb Computer, Software and Truck Database, 4 BT2 Featherweight Truck Sensors, 4 Clamps with 2 Sets of Grips, Monitor 23", Printer, Steering Lock and Brake Pedal Depressor, Wheel Grabber Kit and Extensions to 50"



LIFTS AND JACKS

TWO-POST LIFTS



I10FL
10,000-LBS. CAPACITY
LIGHT-DUTY TWO-POST LIFT

- Low-profile/oversized pads with multiple extensions to raise most vehicles on the road today
- Adapter storage bracket kit
- Hydraulic cylinders in each column
- Direct-pull lifting technology
- Top-mounted full-stroke cylinder rod concealed inside carriage
- Third party tested by ETL and approved by ALI
- Overhead cable equalization
- Single-point lock release
- Spring-operated arm restraints disengage at floor level
- Padded overhead height limit switch bar
- Durable powder coat finish

AVAILABLE OPTIONS:

- Special truck adapters
- Air/electric work station with air regulator and oiler

INCLUDES:

- (4) 1.75" Extensions
- (4) 3.5" Extensions
- (4) 5" Extensions



F10N100
10,000-LBS. CAPACITY TWO-POST LIFT

- 3-Stage front arms provide versatility for symmetric lifting
- Low 3-5/8" minimum adapter height
- Direct pull cylinders - minimize seal and bearing wear, keep the cylinder rod protected while lifting, and keep the cylinder away from the baseplate where corrosives collect

INCLUDES

- (4) 3-1/2" Extension
- (4) 5" Extension



92100
OMEGA WHEEL ARM

- The wheel arm holds the tire at lift arm height and is handy with tire rotations and brake jobs.
- Easy and Safe for mechanics to put on or take off tires from the vehicle.
- Avoid bending over to put down or pick up a tire.
- Adjusts both horizontally and vertically.
- Bar can be positioned to the side when not in use to save space.
- Worldwide Patent Pending
- Capacity: 100 LBS
- Accommodates Lift Arms 3"-5" Wide
- Magnetic Tool Trays Included
- Set includes 2 Wheel Arms and 2 Tool Trays

PRODUCT #	AMP	CAPACITY (LBS.)	CEILING HEIGHT REQUIRED	DRIVE THRU CLEARANCE	FLOOR TO OVERHEAD SWITCH	INSIDE COLUMNS	MAX. LIFTING HEIGHT	OVERALL HEIGHT	OVERALL WIDTH	VOLTAGE
I10FL	20	10000	144" (3658 mm)	99" (optional 105")	137-5/8"	109" (optional 115")	76"	143"	131" (optional 137")	220V
F10N100	20	10000	144" (3658 mm)	99" (optional 105")	137-1/4"	109" (optional 115")	71-1/4"	143"	131" (optional 137")	220V





FORWARD 18,000 LB 2-POST TRUCK LIFT

- 18,000 lbs. capacity for lifting most trucks and vans.
- Features symmetrical column design
- Direct-Pull Lifting - high efficiency, low maintenance technology
- Closed loop hydraulic system - protect against hydraulic
- Powder coat paint is more durable than conventional coatings
- Third party tested and certified by ALI
- Padded shut-off bar
- Low profile arms and truck adapters
- Single point release lock at operations center

PRODUCT #	OVERALL HEIGHT	AMP	CAPACITY LBS.	DRIVE THRU CLEARANCE	FLOOR TO OVERHEAD SWITCH	FRONT / REAR ARM REACH MIN. / MAX.	INSIDE COLUMN WIDTH	MOTOR HP	OVERALL WIDTH	MINIMUM CEILING HEIGHT	RISE HEIGHT*	VOLTAGE
DP18N000RD	154-3/4"	20	18,000	108-1/4"	147-1/4"	38" / 61"	119-5/8"	2	154-3/8"	155-3/4"	83"	208/230V
DP18N001RD	175"	20	18,000	108-1/4"	167-1/4"	38" / 61"	119-5/8"	2	154-3/8"	176"	83"	208/230V
DP18N002RD	199"	20	18,000	108-1/4"	191-1/4"	38" / 61"	119-5/8"	2	154-3/8"	200"	83"	208/230V



FORWARD 15,000 LB 2-POST TRUCK LIFT

- 15,000 lbs. capacity for raising most trucks and vans
- Symmetrical column design
- High efficiency, low maintenance Direct-Pull Lifting technology
- Closed loop hydraulic system protects against contamination
- Powder-coat paint is more durable than conventional coatings
- High-strength, heavy-gauge steel columns
- Padded shut-off bar protects against vehicle marring
- 2-stage, heavy-duty gusseted arms extend from 38in. to 61in.L
- Low-profile arms and truck adapters for greater flexibility
- Single point release lock at operations center
- Concrete Requirements: 6in. at 3000 PSI

INCLUDES:

- [1] 2-post truck lift
- [4] 5in. truck adapters
- [4] 10in. truck adapters

PRODUCT #	OVERALL HEIGHT	AMP	CAPACITY LBS.	DRIVE THRU CLEARANCE	FLOOR TO OVERHEAD SWITCH	FRONT / REAR ARM REACH MIN. / MAX.	INSIDE COLUMN WIDTH	MOTOR HP	OVERALL WIDTH	MINIMUM CEILING HEIGHT	RISE HEIGHT*	VOLTAGE
DP15N000RD	154-3/4"	20	15,000	108-1/4"	147-1/4"	38" / 61"	119-5/8"	2	154-3/8"	155-3/4"	83"	208/230V
DP15N001RD	175"	20	15,000	108-1/4"	167-1/4"	38" / 61"	119-5/8"	2	154-3/8"	176"	83"	208/230V
DP15N002RD	199"	20	15,000	108-1/4"	191-1/4"	38" / 61"	119-5/8"	2	154-3/8"	200"	83"	208/230V

Third party tested by ETL and Certified by ALI (Automotive Lift Institute) to meet American National Standard



LIFTS AND JACKS

TWO-POST LIFTS



12,000-LBS. CAPACITY LIGHT-DUTY TWO-POST LIFT

- Hydraulic cylinders in each column
- Full stroke cylinder rod concealed inside carriage
- Overhead cable equalization
- Single-point lock release
- Two-stage front and rear arms
- Drop in truck adapters with 3.5" and 5" extensions
- Padded overhead height limit switch bar
- Durable powder coat finish

AVAILABLE OPTIONS:

- Air/electric work station with air regulator and oiler



PRODUCT #	ADJUSTABLE OVERALL HEIGHT	AMP	CAPACITY (LBS.)	DRIVE THRU CLEARANCE	FLOOR TO OVERHEAD SWITCH	FRONT / REAR ARM REACH (MIN./MAX.)	INSIDE COLUMNS	MOTOR (HP)	OVERALL WIDTH	LIFTING PAD HEIGHT	RISE HEIGHT	SPEED OF RISE (SEC)	VOLTAGE
F12N300	166"	20	12000	102-3/4" or 108-3/4"	160"	35" / 54"	114-7/8" or 120-7/8"	2	140" or 146"	4-3/4"	72-1/2"	60	208/230V
F12N301	178"	20	12000	102-3/4" or 108-3/4"	173"	35" / 54"	114-7/8" or 120-7/8"	2	140" or 146"	4-3/4"	72-1/2"	60	208/230V
F12N302	154"	20	12000	102-3/4" or 108-3/4"	149"	35" / 54"	114-7/8" or 120-7/8"	2	140" or 146"	4-3/4"	72-1/2"	60	208/230V
F12N303	143"	20	12000	102-3/4" or 108-3/4"	137-1/8"	35" / 54"	114-7/8" or 120-7/8"	2	140" or 146"	4-3/4"	72-1/2"	60	208/230V



I12N300

12,000-LBS. CAPACITY TWO-POST LIFT

- Two heavy-duty push hydraulic cylinders designed to increase lift performance and minimize down-time.
- Three-stage front and rear arms
- Durable powder-coat finish provides exceptional protection from the wears a shop will see over the years.
- Overhead cable equalization
- Single-point lock release
- Drop in truck adapters with 1.75", 3.5" and 5" extensions
- Spring operated arm restraints, disengage at floor level
- Padded overhead height limit switch bar



PRODUCT #	ADJUSTABLE HEIGHT OPTIONS	AMP	CAPACITY (LBS.)	DRIVE THRU CLEARANCE	FLOOR TO OVERHEAD SWITCH	FRONT / REAR ARM REACH (MIN./MAX.)	INSIDE COLUMNS	MOTOR (HP)	OVERALL WIDTH	LIFTING PAD HEIGHT	DRIVE THRU / INSIDE COLUMN WIDTH	RISE HEIGHT	SPEED OF RISE (SEC)	VOLTAGE
I12N300	166"	20	12,000	102-3/4" or 108-3/4"	160"	27-3/4" to 59"	114-7/8" or 120-7/8"	2	140" or 146"	4-3/4"	109-5/8" / 123-1/4"	80-3/4"	60	208/230V
I12N301	178"	20	12,000	102-3/4" or 108-3/4"	172"	27-3/4" to 59"	114-7/8" or 120-7/8"	2	140" or 146"	4-3/4"	109-5/8" / 123-1/4"	80-3/4"	60	208/230V
I12N302	154"	20	12,000	102-3/4" or 108-3/4"	148"	27-3/4" to 59"	114-7/8" or 120-7/8"	2	140" or 146"	4-3/4"	109-5/8" / 123-1/4"	80-3/4"	60	208/230V
I12N303	143"	20	12,000	102-3/4" or 108-3/4"	137"	27-3/4" to 59"	114-7/8" or 120-7/8"	2	140" or 146"	4-3/4"	109-5/8" / 123-1/4"	80-3/4"	60	208/230V





BP9FL
9,000-LBS. CAPACITY FLOOR
PLATE SHORT CEILING LIFT

- 9,000-Lbs. capacity lift for facilities with low ceilings
- Overall height is 111-1/4" tall to allow use even with 10' ceilings
- Commercial grade car lift - should not be confused with any other inexpensive two-post vehicle lifts
- Symmetrical column design
- Dual hydraulic cylinders
- Carriage latch system engages every 3"
- Secondary lock system includes a spring-actuated slack chain locking device
- Powder coat, oven-baked finish
- Certified by ALI (Automotive Lift Institute) to meet American National Standard



INCLUDES:

[1] Truck Adapters

ADJUSTABLE ADAPTER HEIGHT	AMP	CAPACITY (LBS.)	CEILING HEIGHT REQUIRED	DRIVE THRU CLEARANCE	HEIGHT OF RUNWAYS	INSIDE COLUMNS	MAXIMUM HEIGHT WITH EXTENSIONS	MOTOR	OVERALL HEIGHT	OVERALL WIDTH	FRONT/REAR ARM REACH (MIN./MAX.)	RISE HEIGHT	VOLTAGE
3-1/2" (89 mm)	20	9000	113" (2870 mm)	97-1/4" (2470 mm)	1-1/2"	111" (2819 mm)	80-1/2" (2045 mm)	2HP Single-Phase	111-1/4" (2826 mm)	138-1/2" (3518 mm)	30" / 46-1/4" (763 mm / 1175 mm)	72" (1829 mm)	208/230V



LIFTS AND JACKS

FOUR-POST LIFTS

30,000-LBS. CAPACITY FOUR-POST LIFT

- Self-chocking approach ramps in the rear
- Single-point latch release system
- Multi-position lock components
- Non-skid diamond plate surface on runways
- Internal airline standard
- All hydraulics and mechanical lifting components concealed under runway

OPTIONAL ACCESSORIES:

- Drive-through ramps optional
- 30-Gallon oil drain pan
- Certified by ALI to meet American National Standard

RJ15 15,000-LBS. ROLLING BRIDGE JACK



PRODUCT #	MINIMUM RECOMMENDED BAY SIZE	CAPACITY (LBS.)	HEIGHT OF RUNWAYS	MAX. LIFTING HEIGHT	WHEELBASE	MOTOR (HP)	OVERALL HEIGHT	OVERALL LENGTH	OVERALL WIDTH	WIDTH BETWEEN COLUMNS	WIDTH OF RUNWAYS	SPEED OF RISE (SECONDS)
CR30FL	16' x 33'	30,000	8-3/8"	68"	271"	4	84-3/4"	344-1/8"	148-13/16"	132"	24"	105
CR30-3FL	16' x 33'	30,000	8-3/8"	68"	307"	4	84-3/4"	380-1/8"	148-13/16"	132"	24"	105

CR18FL 18,000-LBS. CAPACITY FOUR-POST LIFT

- Self-chocking approach ramps in the rear
- Non-skid surface on runways
- Single-point latch release system
- Multi-position lock components
- All hydraulics and mechanical lifting components concealed under runway
- Certified by ALI to meet American National Standard

OPTIONAL ACCESSORIES:

- Drive-through ramps
- 30-Gallon oil drain pan

CRA18-3FL 18,000-LBS. CAPACITY ALIGNMENT RACK

RJ9000 9,000-LBS. ROLLING BRIDGE JACK



PRODUCT #	MINIMUM RECOMMENDED BAY SIZE	CAPACITY (LBS.)	HEIGHT OF RUNWAYS	MAX. LIFTING HEIGHT	WHEELBASE	MOTOR (HP)	OVERALL HEIGHT	OVERALL LENGTH	OVERALL WIDTH	WIDTH BETWEEN COLUMNS	WIDTH OF RUNWAYS	SPEED OF RISE (SECONDS)
CR18FL	16' x 27'	18,000	7 1/2"	68"	194"	2	77-3/4"	275-3/16"	137-3/4"	122"	22"	105
CR18-3FL	16' x 30'	18,000	7 1/2"	68"	230"	2	77-3/4"	311-3/16"	137-3/4"	122"	22"	105



CR14FL
14,000-LBS. CAPACITY
FOUR-POST LIFT

- Heavy-duty hydraulic cylinder
- Single-point latch release system
- Built in rolling bridge jack track is standard feature
- Multiple-position latch points in each structural leg

OPTIONAL ACCESSORIES:

- 7,000-Lbs. capacity rolling bridge jack
- Drive-through ramps
- Internal airline kit
- Turning radius gauges
- Power unit cover
- 3-Phase motor

CR14FL-X
14,000-LBS. CAPACITY FOUR-POST LIFT
WITH 2' EXTENDED RUNWAY KIT

CRA14-XFL
14,000-LBS. CAPACITY FOUR-POST
ALIGNMENT LIFT



RRJ70G
ROLLING BRIDGE JACK

- Optional 7,000-lbs. capacity



PRODUCT #	MINIMUM RECOMMENDED BAY SIZE	CAPACITY (LBS.)	HEIGHT OF RUNWAYS	MAX. LIFTING HEIGHT	WHEELBASE	MOTOR (HP)	OVERALL HEIGHT	OVERALL LENGTH	OVERALL WIDTH	WIDTH BETWEEN RUNWAYS	WIDTH OF RUNWAYS	SPEED OF RISE (SECONDS)
CR14FL	15' x 26'	14,000	7"	78-3/4"	182 1/2"	2	90-1/2"	250"	131-3/4"	43"	20"	72
CR14FL-X	15' x 28'	14,000	7"	78-3/4"	215"	2	90-1/2"	283"	131-3/4"	43"	20"	72
CRA14-XFL	15' x 26'	14,000	7"	78-3/4"	182 1/2"	2	90-1/2"	250"	131-3/4"	43"	20"	72

EPF9FL
9,000-LBS. CAPACITY HOME
STORAGE FOUR-POST LIFT

- Multi-position locks allow runways to be level at any lock position
- Exclusive adjustable lock ladder leveling system
- Single-point lock release
- All/ETL certified
- Perfect for home use
- Powder-coat finish

INCLUDES:

- (1) Steel Approach Ramps
- (1) Rolling-Bridge Jack Track
- (1) Wheel Caster Kit
- (1) Drip Tray



PRODUCT #	CAPACITY (LBS.)	HEIGHT OF RUNWAYS	OVERALL LENGTH W/O RAMPS	OVERALL LENGTH WITH RAMPS	OVERALL WIDTH	RAISED HEIGHT	WIDTH BETWEEN RUNWAYS	WIDTH OF RUNWAYS
EPF8FL	8,000	4-1/2"	175-1/2"	207-1/2"	115"	72"	38"	18-1/2"
EPF9FL	9,000	4-3/4"	193"	225-1/2"	121"	84"	39"	20"



LIFTS AND JACKS

LOW RISE LIFTS

6000MRLFL

6,000-LBS. CAPACITY PORTABLE MID-RISE LIFT WITH ELECTRIC MOTOR

- Provides good working height for tires, brakes, and body repairs
- An excellent choice for low ceilings or adding a bay for seasonal increases in business
- Multiple locking positions

INCLUDES:

[1] Truck Adapter



CAPACITY (LBS.)	LENGTH	LOWERED HEIGHT	OVERALL WIDTH	RAISED HEIGHT*	SHIPPING WEIGHT (LBS.)
6000	83" (2108 mm)	5" (127 mm)	41" (1041 mm)	54" (1372 mm)	1000

10000TLFL
10,000-LBS. CAPACITY
LOW-RISE LIFT

- Dual lifting cylinders
- Includes four 3-position adapters, four 3" rubber blocks and four 1-1/2" rubber blocks for added height



Model 10000TLFL

7000TLFL
7,000-LBS. CAPACITY LOW-RISE LIFT

- Dual lifting cylinders provide the power required to lift a 7,000-lbs. vehicle
- Includes four 3" rubber blocks and four 1-1/2" rubber blocks



Model 7000TLFL

PRODUCT #	CAPACITY	OVERALL LENGTH	OVERALL WIDTH	WIDTH BETWEEN PLATFORMS	LENGTH OF PAD	OUTSIDE WIDTH OF PLATFORMS	HORIZONTAL MOVEMENT (DURING RISE)	COLLAPSED HEIGHT	LOCKING LEG HEIGHTS
10000TLFL	10,000 lbs. (4536kg)	90-1/2" (2299mm)	78-1/2" (1994mm)	22-3/4" (578mm)	51-1/4" (1301mm)	17" (7239mm)	70-3/4" (432mm)	4" (102mm)	13-3/8" (340mm), 17-3/8" (441mm), 21-3/8" (543mm)
7000TLFL	7,000 lbs. (3175kg)	90-1/2" (2299mm)	78-1/2" (1994mm)	22-3/4" (578mm)	51-1/4" (1301mm)	17" (7239mm)	70-3/4" (432mm)	4" (102mm)	13-3/8" (340mm), 17-3/8" (441mm), 21-3/8" (543mm)
PRODUCT #	VOLTAGE	AMPS	TIME OF FULL RISE	RISE HIGH STEP	RISE MID STEP	RISE LOW STEP	RISE TALL PAD	RISE SHORT PAD	RISE FLAT
10000TLFL	115V	20	40 seconds	30-5/16" (770mm)	28-5/16" (719mm)	26-5/16" (668mm)	24-3/4" (627mm)	23-1/4" (591mm)	21-3/4" (552mm)
7000TLFL	115V	20	40 seconds	-	-	-	24-3/4" (627mm)	23-1/4" (591mm)	21-3/4" (552mm)



LIFTS AND JACKS

MOTORCYCLE/ATV AIR LIFTS



1000MCLFL 1,000 LBS. PORTABLE PNEUMATIC LIFT

This air-operated bike and ATV lift is capable of lifting up to 1,000 lbs. on its 80" by 24" deck. Comes standard with two 12" extensions, creating a 48" wide bed to work from. On the back of the lift is a ramp to wheel the bike onto the bed.

Powered by a pneumatic cylinder charged by shop air or other source (90 to 100 PSI), the convenient foot valve allows easy up/down operation with intermediate stops. The air lift raises to a working height of 30" and lowers to 7" for easy loading.

HEIGHT DOWN IN. / MM	HEIGHT RAISED IN. / MM	TABLE LENGTH IN. / MM	TABLE WIDTH IN. / MM	WEIGHT LBS. / KG.
7 / 178	30" / 762	80" / 2,032	24" / 610	304 / 136.8

Its mixture of portability, versatility, and easy access makes it a popular air lift among power sports shops. It is ideal for working on motorcycles, ATVs, snowmobiles, garden tractors, lawn mowers, golf carts, and other recreational or yard care vehicles.

The bench has extended length over other portable air lifts, so it can accommodate longer, larger bikes. The air lift also comes with a fully adjustable wheel vise which prevents wheel movement during securing, lifting, and maintenance.

Made from 12-gauge steel at 2.7mm thickness.

INCLUDES:

(2) 12" Removable Side Extensions with Mounting Kit



GREAT TO WORK WITH™

**MDB1545
MOTORCYCLE ATV LIFT**

- 1,500 lbs. Capacity and 17" long skids that will lift the largest, widest cruisers

INCLUDES:

- (1) Foot Pedal Release
- (2) Locking Rear Casters
- (1) Automatic Safety Lock
- (2) Ratcheting Tie-Down Straps



**BJ10BK
MOTORCYCLE JACK**

**1000MCLDTFL
1,000 LBS. PORTABLE PNEUMATIC
LIFT WITH DROP TAIL**

A drop tail version of the Motorcycle/ATV air lift, this portable unit features a removable rear section which allows complete access to the rear wheel.

The air lift lowers to 7" to make loading easy and it raises to a safe working height of 30" with intermediate stops available. The lift is controlled by a foot pedal and powered by a pneumatic canister charged by a 90 to 100 PSI air source.

HEIGHT DOWN IN. / MM	HEIGHT RAISED IN. / MM	TABLE LENGTH IN. / MM	TABLE WIDTH IN. / MM	WEIGHT LBS. / KG.
7-1/4" / 184	33" / 838	93" / 2,362	24" / 610	690 / 274.5

Also comes with a front wheel vise which secures the bike more firmly and prevents wheel movement while working on it. The extended 80" deck is longer than most portable air lifts, and it can expand from 24" wide to 48" wide when the two 12" extensions are mounted, allowing it to handle wider vehicles as well.

INCLUDES:

- (1) BJ10BK Motorcycle Jack



LIFTS AND JACKS

SERVICE, BOTTLE, AND AXLE JACKS



JSA200RS 2-TON ROADSIDE SERVICE JACK

- Heavy-duty design for general shop use
- Lighter weight than standard all-steel jacks for roadside assistance and service trucks
- Side handles for easier transportation for roadside work
- Padded handle protects vehicle and surrounding vehicles from damage
- Handle features quick-release button for easy disconnect
- Rubber saddle pad prevents scratching under car components while providing a good grip surface to lift load
- 3-1/8" Wide front wheels provide stability, and ball-bearing mounted rear swivel caster wheels provide easy maneuverability



JSA200EL 2-TON EXTRA-LOW SERVICE JACK

- Low-entry and long-reach is ideal for restoration projects, and easy access to low-clearance vehicles
- High-rise feature lifts up to front end alignment equipment
- Padded handle protects vehicle and surrounding vehicles from harm
- Rubber saddle pad prevents scratching to under car components while providing a good grip surface to lift load
- 2-3/8" Wide front wheels provide stability, and ball-bearing mounted rear swivel-caster wheels provide easy maneuverability



JSA300AJ 3-TON ALUMINUM SERVICE JACK

- 3-Ton lift capacity
- 3-3/4" Lowered saddle height, 19-1/4" raised
- Lightweight (55 lbs.)
- Side handles for easy carrying
- Rubber saddle pad

JSA350LR / JSA350LR-LG / JSA350LR-OR 3-1/2-TON EXTRA-LOW SERVICE JACK

- Low-profile design allows you greater access under vehicles
- Long-reach lift arm provides access to hard-to-reach lift points
- Quick-to-load pump design allows you to contact your lift point in less than 1.25 strokes at a height of 11"
- Caster brackets provide strength and prevent frame from spreading under extreme loads
- Available in red, green and orange



JSA500SJ
5-TON SERVICE JACK

JSA1000SJ
10-TON SERVICE JACK

- Caster bracket changed to casting steel
- Front wheel has added roller bearing
- Aluminum release knob for added strength and durability



JSA2200AJ
22-TON AXLE JACK

- Three saddle adapters included to allow varying heights.
- Pneumatic assist for ease-of-use



JB20T
20-TON BOTTLE JACK

- Pneumatic option allows user to actuate jack by shop air, or by hand pumping action
- Spring pull-downs assist with retraction after use



JS10K
AIR/HYDRAULIC FOOT PUMP

- For use with single-acting cylinders up to 5-Ton capacity and reduces pumping time and effort by depressing a foot/hand pedal
- 90 PSI air pressure develops 10,000 PSI hydraulic pressure
- Foot pump provides hands-free pumping and release of load
- Designed to be used with single-acting cylinders only
- Features an internal overload valve and durable aluminum reservoir
- The release lock function enables the pedal to be locked in the release position without having to depress and hold the pedal
- A hydraulic filter prevents contaminants from entering into the hose and ram and also from returning into the pump

PRODUCT #	CAPACITY (TONS)	FRAME LENGTH	FRAME WIDTH	HANDLE LENGTH	MAX. LIFTING HEIGHT	MINIMUM HEIGHT	SADDLE SIZE	WEIGHT (LBS.)
JSA200RS	2	-	-	45-1/4"	20-1/4"	3-1/2"	4-1/2"	77
JSA200EL	2	32-1/2"	14-1/2"	45-1/4"	24"	2-3/4"	-	97
JSA300AJ	3	-	-	-	19-1/4"	3-3/4"	-	55
JSA350LR	3-1/2	27-1/2"	14-3/8"	50"	21-1/4"	3-5/8"	4-11/16"	103
JSA500SJ	5	-	-	-	560 mm (22-3/64")	150 mm (5-29/32")	-	-
JSA1000SJ	10	-	-	-	560 mm (22-3/64")	160 mm (6- 9/32")	-	-
JB20T	20	40.5 cm (15-15/16")	31 cm (12-13/64")	-	506 mm (19-15/16")	262 mm (10-5/16")	-	74
JSA2200AJ	22	23-14"	13-1/4"	41-1/4"	21-1/4"	8-3/8"	1-3/4"	110



LIFTS AND JACKS

JACK STANDS



JS3000AL 3-TON ALUMINUM JACK STAND SET

- Aluminum construction for lighter weight while maintaining a similar structural integrity to steel
- Flat pad-style base provides a larger surface area than traditional 3-/4-leg designs to prevent sinking when using on asphalt or other softer surfaces.



JS3T JS3T-LG JS3T-OR 3-TON JACK STAND SET

JS6T 6-TON JACK STAND SET

- Ratcheting column for easy height adjustment
- Self-locking handle and pawl keeps ratchet bar securely in place
- Large saddles for easy positioning and support
- Wide base for stability legs feature pads for added stability and reduces chance of sinking into pavement
- JS3T available in red, green and orange




JS12T 12-TON JACK STAND SET

- Ductile iron support column with ratchet teeth provides multiple height positions
- Self-Locking handle and pawl secure column in place
- Large saddles with locating lugs provide support
- The saddle includes a recess for acceptance of a vehicle panel rail



JS22T 22-TON HEAVY-DUTY JACK STAND SET

- Multiple hole locations in the support tube make pin facilitated height adjustment quick and easy
- Height adjustment pin is attached to stand
- Has a flat base with telescopic tubes and modified V-shaped saddle to cradle axles or other under truck components



PS1500A PEDESTAL JACK STAND

- Provides support for components, and is ideal for exhaust system installations and shock absorber replacement
- Bearing mounted spin handle and self-locking Acme™ threaded screw, provide easy height adjustment, even under load
- 12" Diameter base provides stability
- Lightweight design ideal for handling in tight areas
- Contoured saddle supports the configuration of most components

PRODUCT #	BASE SIZE L X W	CAPACITY TONS	MAXIMUM HEIGHT	MINIMUM HEIGHT	WEIGHT LBS.
JS3000AL	7.1"	3	15-1/4"	10-3/8"	11
JS3T	8-5/8" x 7-1/2"	3	17-3/8"	11-5/8"	22
JS6T	10-3/8" x 11-1/2"	6	24"	15-3/4"	32.5
JS12T	12-1/2" x 14-3/4"	12	30"	19-1/2"	77
JS22T	10" x 10"	22	19-45/64"	11-13/16"	70.5
PS1500A	12"	3/4	80-1/8"	53-3/8"	30.8

LIFTS AND JACKS

TRANSMISSION JACKS



JSTT1000
1,000-LBS. 2-STAGE
TRANSMISSION JACK

- Minimum height of 34-1/2" allows easy movement of the transmission from the jack to the work table
- Foot activated pedals for hands free operation for raising load and also provides a slow controlled lowering of the load
- Saddle features four ratcheting arms for quick and easy size adjustment to the transmission pan
- Nylon strap allows load to be securely tied down to the saddle
- Overload valve ensures jack is not used beyond its rated capacity
- Wide base legs provide stability
- Swivel casters are bearing mounted, and feature polyurethane tread vulcanized on steel wheel for easy maneuvering with and without load
- Two locking casters allow user to prevent jack from moving



JSTTA1000
1,000-LBS. 2-STAGE
TRANSMISSION JACK
WITH AIR

- Air is independent in first stage for speed, and hydraulic in second stage for incremental adjustment
- Patent-pending locking pawl will automatically engage when air stage is at full height
- Minimum height of 34-1/2" allows the easy movement of the transmission from the jack to the work table
- Foot-activated release pedal provides slow controlled lowering of load
- Saddle features four ratcheting arms for quick and easy size adjustment to the transmission pan
- Nylon strap allows load to be securely tied down to the saddle
- Overload valve ensures jack is not used beyond its rated capacity
- Wide base legs provide stability
- Swivel casters are bearing mounted, and feature polyurethane tread vulcanized on steel wheel for easy maneuvering with and without load
- Two locking casters allow user to prevent jack from moving



JSTLP1200
1,200-LBS. LOW-PROFILE
TRANSMISSION JACK

- Applications include removal, installation, and moving of automotive transmissions, transfer cases, and rear differentials
- Adjustable saddle can be tilted forward/backward, and side to side, to align with transmission bolt patterns
- Universal adjustable saddle to fit the transmission pad configuration
- Safety chain and hardware secures the transmission or differential to the saddle to raise and lower safely
- Wishbone leg design provides lower lift point
- Overload and bypass safety valves prevent jack from being used beyond rated capacity and overextending ram
- Handle rotates 360° for operation from any direction
- Release-valve knob is conveniently located for slow controlled lowering of load
- Four swivel casters are ball-bearing mounted for easy movement

PRODUCT #	AIR SUPPLY REQUIRED (PSI)	BASE SIZE (L X W)	CAPACITY (LBS)	SADDLE TILT FORE AND AFT	SADDLE TILT SIDE TO SIDE	MAXIMUM HEIGHT	MINIMUM HEIGHT	WEIGHT (LBS.)
JSTT1000	-	36" x 30-1/2"	1000	37° by 26°	+12°, -12°	74"	35-1/2"	143
JSTTA1000	100	30-1/4" square	1000	37° by 26°	+12°, -12°	75"	35"	145.2
JSTLP1200	-	37" X 18-3/4"	1200	55° by 8°	+6°, -18°	31-1/8"	6-1/4"	119



LIFTS AND JACKS

FUEL TANK SADDLE AND ENGINE STANDS



JT-FTS FUEL TANK SADDLE ADAPTER

- 40-Gallon capacity (empty tank)
- For use on under hoist transmission jacks for the removal, installation, and moving of emptied automotive gas tanks
- Foam support pads adjust to fit any gas tank configuration up to 40 gallons

DIMENSIONS	PAD LENGTH	PAD WIDTH	PAD HEIGHT	PAD SIZE
5-5/16" x 24-1/2" x 15"	24-1/2" to 39-3/4"	15" to 19"	7" to 11"	3' to 5-1/2"



ESB700A 700-LBS. ENGINE SUPPORT BAR

- Designed to support engines in front wheel drive cars during repairs in which sub-frame or engine mounts are removed
- The transverse bar can be used alone for 2-point applications or with adapter arm for applications requiring additional support two 14" long adjustable hook screws and 1/8" diameter steel cable 38" long included
- Fully adjustable transverse bar and adapter arm for multiple engine configurations
- Transverse bar extends from 34.5" to 61"



ES750A 750-LBS. ENGINE STAND

- Sturdy 4-leg design for maximum stability supports engines up to 750-lbs.
- Fully adjustable mounting head and adaptor fingers
- Long handle rotates mounting head
- Two rigid rear caster wheels and two front ball bearing mounted swivel caster wheels for easy maneuverability



ES1000G 1,000-LBS. GEARED ENGINE STAND

- Used for handling and positioning of most automotive engines requiring repair
- 63:1 Ratio gearbox easily rotates engine to desired position by turning a crank handle
- Two rigid rear caster wheels and two front ball bearing mounted swivel caster wheels for easy maneuverability
- Swivel caster wheels include locks to prevent stand from moving
- Four wheel design base provides stability



EC2T 2-TON ENGINE CRANE

- Dual pump pistons rapidly reach max height 25% faster than single pump designs
- Low profile 4.7 inch legs designed to fit under wide range of vehicle frames including sports cars
- Four boom positions adjust for optimal reach based on required capacity
- Drop-forged steel hook swivels 360° for ease of use and safety during operations, while chainless design eliminates sway during lifting
- Space saving design folds to conveniently store away in small footprint

PRODUCT #	BASE SIZE (L X W)	CAPACITY (LBS.)	OVERALL HEIGHT	WEIGHT (LBS.)
ES750A	32-1/2" x 28-1/2"	750	38"	59
ES1000G	37-3/16" x 36"	1100	36"	97




GREAT TO WORK WITH™



SHP20T **20-TON SHOP PRESS**

- Used for various shop applications including straightening, bending, and removing/installing gears, bearings, and bushings
- US-built welded press frame to prevent excessive flexing under maximum load
- Reinforced head bolster for added strength
- Heavy-duty return springs for fast ram retraction
- Pair of bed plates and ram head included

BED WIDTH	CAPACITY (TONS)	RAM STROKE	SIZE (L X W X H)	WEIGHT (LBS.)	WORKING SPACE (MIN./MAX.)
54.8cm (21-9/16")	20	19cm (7-1/2")	156cm x 19.5cm x 13.5cm 61-13/32" x 7-43/64" x 5-5/16"	251.2	38.5mm to 998.5mm 1-1/2" - 39-5/16"



EH324 **ENGINE SUPPORT BAR**

- Rubber padded support legs for stability
- Adjustable width: 57" x 27"
- Two hook assemblies and two 36" chain assemblies
- Capacity: 1,000 lbs.



AIR SUPPLY

AIR COMPRESSORS



ACPV580S 80-GALLON TWO-STAGE 5HP AIR COMPRESSOR

- Industrial performance delivers maximum CFM @ 175 PSI
- Piston design for improved compression efficiency
- Deep-groove directional cooling fins
- Patented asymmetrical cooling fins
- Patented cast iron flywheel design with large extended fins for improved cooling and low pump RPM
- TOPS® motor (Thermal Overload Protection System)
- Protects the motor from voltage fluctuations
- Magnetic starter not required
- Integrated control panel for added control and convenience includes
- Tank and working pressure gauges
- Air flow regulator
- Two quick connect air outlets
- Pressure relief valve
- Large capacity, 80-gallon air receiver

ACPV7580S 80-GALLON TWO-STAGE 7.5 HP AIR COMPRESSOR

- Cooler running pump
- Improved compression efficiency
- Cast iron cylinder head with patented deep-groove directional cooling fins
- Precision bored cylinders with patented asymmetrical cooling fins
- Patented cast iron flywheel design with large extended fins for improved cooling of pump and low pump RPM
- Industrial performance delivers maximum CFM @ 175 PSI; provides enough power to operate more than one air tool or device at one time
- Baldor industrial class electric motor
- 4 pole, 1725 RPM, UL certified, NEMA rated
- Equipped with pre-wired and mounted magnetic starter
- Large capacity, 80 gallon ASME certified tank

ACPV3760S 60-GALLON 3.7HP AIR COMPRESSOR

- Cast iron, twin cylinder, oil lubricated pump features: One-piece cast iron crankcase, Thermally stable cast iron cylinder body, Aluminum head & valve plate, Automotive style ball bearings, Durable Swedish stainless steel reed valves, Oil level sight glass, Easily accessible oil fill, 12" cast iron balanced flywheel
- Heavy duty, 230 volt induction motor for maximum performance and efficiency
- 155 PSI max pressure for optimum tool performance
- Large capacity, 60 gallon ASME* air receiver provides more air for longer run times on air tools such as ratchets, impacts, spray guns, hammers, etc.
- Shipped with synthetic oil for optimum performance and long life
- Equipped with pressure gauge and on/off switch

PRODUCT #	TANK SIZE GALLON	STAGE	HP	MAXIMUM PRESSURE PSI	AIR DELIVERY (CFM)	VOLTAGE/PHASE	WEIGHT
ACPV580S	80	2	5	175	17.5 @ 100 PSI / 15.8 @ 175 PSI	230v / 1	475
ACPV7580S	80	2	7.5	175	22.1 @ 100 PSI / 21.2 @ 175 PSI	230v / 1	630
ACPV560S	60	2	5	175	15.3 @ 100 PSI / 13.5 @ 175 PSI	208-230v / 1	325
ACPV3760S	60	1	3.7	155	13.4 @ 40 PSI / 11.5 @ 90 PSI	230v / 1	325



ACPV560S
60-GALLON TWO-STAGE
5 HP AIR COMPRESSOR

- Tank Size.....60 Gallons
- Max Pressure.....175 PSI
- CFM @ 100 PSI...15.3
- CFM @ 175 PSI...13.5
- Voltage.....230
- Running HP.....5.0
- Stage.....Two



ACPH1920P
20-GALLON 1.9 HP
HORIZONTAL AIR
COMPRESSOR

- Cast iron, twin cylinder, oil lubricated pump features: One-piece cast iron crankcase, Thermally stable cast iron cylinder body, Aluminum head & valve plate, Automotive style ball bearings, Durable Swedish stainless steel reed valves, Oil level sight glass, Easily accessible oil fill, 12" cast iron balanced flywheel
- Heavy duty, 230 volt induction motor for maximum performance and efficiency
- 155 PSI max pressure for optimum tool performance
- Large capacity, 60 gallon ASME* air receiver provides more air for longer run times on air tools such as ratchets, impacts, spray guns, hammers, etc.
- Shipped with synthetic oil for optimum performance and long life
- Equipped with pressure gauge and on/off switch



ACP072-0030IA
AUTO TANK DRAIN KIT

- Clean Out Strainer Valve
- 10" Braided Stainless Steel Tank Drain Tube with 1/4" NPT Elbow
- Three-foot Drain Hose with Hose Clamp
- Universal Multi-Purpose Mounting Bracket
- Ready for Complete Installation



ACP165-0320X
5 HP MAINTENANCE KIT

- For use with models ending in 55

INCLUDES:

- (6) Quarts Synthetic Blend Non-Detergent Air Compressor Oil
- (3) Filter Elements
- (1) V-Belt

ACP165-0321X
7.5 HP MAINTENANCE KIT

- For use with models ending in 75

INCLUDES:

- (6) Quarts Synthetic Blend Non-Detergent Air Compressor Oil
- (3) Filter Elements
- (2) V-Belt





MCS245 **CARBONCLEAN SYSTEM**

- Professional fuel system service and diagnostic center
- Cleans the entire fuel system, from the intake to the catalytic converter
- Advanced electronic interface and unique safety features let the machine run unattended
- Fuel system diagnostic capabilities allow five tests to be performed

CIRCUIT PROTECTION (AMP)	FLUID PRODUCT NUMBER	FUEL TANK CAPACITY	GAUGE (PSI)	HOSE OUTPUT AND RETURN	HOSE VACUUM (M)	POWER CORD (M)	POWER SUPPLY	TIMER
8	00319-400-0020 00319-400-0030 00319-400-0126	5 qt.	0-160	10' (5/16" od)	12' (3.6)	10' (3)	12V DC	0-60 min.



FX92500 **TRANSMISSION** **FLUID EXCHANGER**

- Top-off feature – add or subtract in 1/10 qt. increments
- “Low Fluid Alarm” and “Indicator Light” to alert operator
- “Drain Waste” feature automatically pumps used fluid from the machine into a waste oil container
- “Drain Pan” feature drains the pan for easy filter replacement
- Three modes of operation: Dipstick only, cooler line, or a combination of the two
- Exchange accuracy approximately +/- 1/4 qt.
- 32 qt. Supply tank, 34 qt. waste tank
- Complete set of cooler line adapters for most foreign and domestic vehicles
- Works with all types of automatic transmission fluid
- Integral performance designed hose and tool compartment with drain



PRW1450SHDE
1450 PSI OIL-FIRED HOT WATER PRESSURE WASHER

- Triplex plunger pump with ceramic plungers, stainless steel valves, and thermal relief
- Adjustable thermostat and pressure pop-off
- 50' Pressure hose with trigger gun
- Dual wand with side handle and detergent tip
- Quick change tips in 0°, 15°, 25°, and 40°
- 5-Gallon Rust-free burner fuel tank
- Oil-fired burner uses diesel fuel or kerosene to achieve a 140° F rise in water temperature
- Machine is CETL approved to UL specifications

DIMENSIONS L X W X H	BURNER FUEL CAPACITY	GPM/IPM	HP	PSI/BAR	VOLTAGE/AMP/PHASE
27" x 21" x 42"	5 Gal. Diesel/ Kerosene	2/7.6	2	1450/100	120/20/1



PRW1450
1,450 PSI, HAND-CARRY PRESSURE WASHER

- Triplex plunger pump with ceramic plungers and stainless steel valves
- 35' cord with ground fault interrupter
- Adjustable pressure
- Chemical injection
- Trigger gun
- 36" Two-piece wand
- Multi-reg 0-60° pattern tip with hi-low for chemical injection

DIMENSIONS L X W X H	GPM/IPM	HOSE LENGTH (FT.)	PSI/BAR	PUMP MAX. TEMP. (F)	SHIPPING WEIGHT (LBS.)
18" x 12" x 11"	2/7.6	25'	1450/100	140°	68



MAINTENANCE


PARTS WASHER

PW1330 **30-GALLON DRUM MOUNT** **SOLVENT PARTS WASHER**

- Professional grade drum mounted models
- Options include cartridge filter, light kit, and solvent filtration for extended solvent life
- 30-Gallon drum (PW7033) not included

PRODUCT #	DIMENSIONS L X W X H	FLUID CAPACITY GAL.	WEIGHT LBS.
PW1330	34-1/2" x 26-1/2" x 37-1/2"	30	75





RUBBER FACED JAW CAPS

- Aluminum alloy with synthetic rubber cover
- Jaw cap conforms to workpiece and grips firmly without slipping while protecting work surface

PRODUCT #	FITS VISE MODELS	TYPE	SIZE
WIL14840	VM674	Rubber Faced	4"
WIL14841	VM674	Rubber Faced	4-1/2"
WIL14872	VM675	Rubber Faced	5-1/2"
WIL14846	VM674	V-Grooved Aluminum	4-1/2"
WIL14873	VM675	V-Grooved Aluminum	5-1/2"



WIL14846 V-GROOVED ALUMINUM JAW CAPS

WIL14873 V-GROOVED ALUMINUM JAW CAPS

- Jaw construction includes a 120° horizontal V-groove, three vertical V-grooves, and a 90° groove for marking out and center punching
- Ideal for light tapping and thread cutting applications

SECTION

14

SHOP ACCESSOR

RIES

SUB-CATEGORIES:

624

SEATS AND CREEPERS

632

GLOVES

635

CLEANERS

636

SAFETY GLASSES

638

KNEE PADS

640

COVERS

641

ACCESSORIES

642

INSPECTION

645

OIL CANS

STOW 'N ROLL SEATING



624

MAC
TOOLS®

22 LBS.
DRAWER CAPACITY

300 LBS.
SEAT CAPACITY



35 LBS.
DRAWER CAPACITY

450 LBS.
SEAT CAPACITY



CRS1700
2-DRAWER CREEPER SEAT

- 1" Tubular iron construction
- Tool tray can be divided into three sections
- Five swivel casters for easy maneuverability
- Two locking casters with manual side brake
- Thick cushion provides comfort
- Drawers can be locked for security
- Tool holder provides convenient storage for easy access to frequently used tools
- Two drawers accessible from the side of the creeper seat, screwdriver storage
- Back bar to make seat easier to pick up and move

CR2500
TOOL BOX CREEPER SEAT

- Innovative design features three sturdy roller-bearing drawers (12-3/4" x 7-5/8" x 2-3/8") with a weight capacity of 35 lbs. per drawer
- Thick 3" vinyl padded seat cushion for durability and comfort
- Four 3" oil-resistant polyurethane full bearing casters for mobility in a variety of environments
- Dual front and back tool trays
- Total seat capacity: 450 lbs.



EQUIPMENT

MULTI-PURPOSE SEATING



CRS113NM
CREEPER SEAT WITH
MAGNETIC TRAY

- 1" Steel tube frame
- Wide base for better stability
- 15" x 15" Storage tray with magnetic strip for small parts and tools
- Four 3" No-matic casters swivel with ease over uneven terrain, cracks, hoses, etc.



CRS4R
4-STAR BASE ADJUSTABLE
MECHANIC'S SEAT

- Open frame for increased maneuverability to move closer to the workspace
- Heavy-duty vinyl fully padded seat top
- Powder coated frame resists rusting
- Four 2-1/2" oil resist swivel casters



CRWHRAS
HEAVY-DUTY ADJUSTABLE
MECHANIC'S SEAT

- Gas-filled lift cylinder with easy adjustment
- Heavy-duty 1" steel tube frame
- Four 3" oil resistant casters
- Adjustable seat from 17" - 22"
- 14" Round seat top with extra dense padding provides a memory foam like feel for maximum comfort



CRWS17
FLAME-RESISTANT
WELDING STOOL



CR1014A
MULTI-PURPOSE SHOP STOOL
WITH BACK REST

- 21.5" to 29" Pneumatic seat height
- Vinyl-upholstered seat and back
- 14" Diameter x 3.5" thick seat
- 12" W x 6" H Back with dual back bars
- Heavy-duty height and swivel seat control
- High strength molded nylon base
- Five 2-1/2" diameter industrial casters
- Weight Capacity: 250 lbs.

CRWHRAS (NOT SHOWN)
HEAVY-DUTY MECHANIC'S SEAT

- Dimensions: 15" x 15" x 22"



CR2015
SIT/STAND
PNEUMATIC SHOP STOOL

- Pneumatic Lift Seat Tilt mechanism
- Integral skin polyurethane seat
- Seat padding with lumbar support
- Suits most workbench and shop applications
- Spill, poke, and tear resistant for use in rugged applications
- Sturdy for use in industrial environment



CR1013
MULTI-PURPOSE STOOL



CR1017AH
ADJUSTABLE HEIGHT
HEAVY-DUTY TOOL TROLLEY

- Adjustable seat height range 19" - 22"
- Height adjustment quick release and step settings
- 3" Industrial casters, two with locks
- Removable steel tool tray
12" W x 18" L x 1.7" H
- Rated to 450 lbs. capacity



CR1010
HEAVY-DUTY TOOL TROLLEY

- Extra-large (16" x 16") motorcycle-style seat with 3-1/2" thick padding makes this creeper extremely comfortable for long projects
- 1" Chrome finish tubular steel welded construction with a 500 lbs. capacity
- 18" Seating height makes this creeper ideal for detail work on fenders, doors, wheels, and more
- Four 3" oil-resistant, industrial casters allow you to roll smoothly across uneven surfaces
- Tool tray under seat
- Dimensions: 16" x 16" x 18"



Tools Not Included

CRS350
SEAT STOOL COMBO

- Comfortable rolling cushion seat with a storage tray underneath for tools and parts
- Five 3" smooth-rolling oil-resistant casters rotate 360° for maneuverability
- Set the rolling seat on end, and it becomes a step stool with a steel tread plate for firm grip and reinforced steel frame for both strength and durability
- Rated to 350 lbs. capacity



CREEPIN IT REAL

BREK IT.
FIX IT.
REPEAT.
MAL
TOOLS





**CR3000Z
FOLD-UP CREEPER SEAT**

- Full size 40" creeper converts to a sturdy 18" padded seat in seconds
- Heavy-duty 3/4" wide powder-coated frame is strong, durable and chip-resistant for tough environments
- Six 3" polyurethane wheels roll smoothly and easily over unstable surfaces
- Weighs only 19 lbs. - Holds up to 450 lbs.
- 3" Ground clearance

PLASTIC CREEPERS

- Resistant to solvents, grease, and fuels
- Dimensions: 38" x 17-1/2" x 4"
- Ground clearance: 7/8"
- Weight: 10 lbs.



CR921

CR931

CR941

CR951

CR961

CR971



800.MACTOOLS



WARNING: Cancer and Reproductive Harm - p65warnings.ca.gov
For more info click-on MACTOOLS.COM/PROP65

EQUIPMENT

CREEPERS & WORK PLATFORM



CR403ADJR ADJUSTABLE HEADREST MECHANIC'S CREEPER

- 40" Adjustable headrest metal frame creeper with a 3/4" steel tube frame

CR403R (NOT SHOWN) MECHANIC'S CREEPER

- 40" Metal frame creeper with 3/4" steel tube frame
- "V" drop-in shoulder area for added comfort
- Six 3" casters are suitable for rough uneven terrain, will get over hoses, cracks, and imperfections in flooring with ease
- Carries a 600 lbs. weight capacity
- Powder coated to resist rusting



CR346VHD6NM HEAVY-DUTY CREEPER WITH 3" CASTERS

- Six 3" casters will roll easily over rough, uneven terrain
- "V" drop-in shoulder area for added comfort
- Heavy-duty 1" steel tube frame
- Fully padded with heavy-duty vinyl
- USA Made with global components



CR400Z 450 LBS. LOW PROFILE Z CREEPER

- Fully upholstered pad
- Only 1/2" ground clearance
- Six 3" polyurethane, oil-resistant, full bearing casters for easy movement



CR400SPI SPIDER CREEPER

- 40" Heavy-duty creeper
- Full-size, comfortable and tough
- Sturdy and reliable for the most brutal shop environments
- 1/2" Ground clearance with 2" minimum height allows user to perform services beneath low-profile vehicles



CR5HD17 HEAVY-DUTY CREEPER WITH 5" WHEELS

- 5" Industrial pin casters
- 3-1/2" Ground clearance
- 20" W x 44" L bed
- 2" Thick contoured bed with pillow type head rest



CR700N ADJUSTABLE NARROW BED HD CREEPER

- 3-Position pillow style headrest adjusts while keeping shoulders flat
- Durable vinyl upholstered, contoured bed comfortably supports shoulder and hips
- Welded 1" steel tubular frame
- 3" Pin style industrial casters – easy rolling and non-clogging style
- 4-position clip-on tool tray positions tools and parts within easy reach
- Dimensions: 18" x 44"
- Weight: 450 lbs.

630

MAC
TOOLS



WARNING: Cancer and Reproductive Harm - p65warnings.ca.gov
For more info click-on MACTOOLS.COM/PROP65

GREAT TO WORK WITH™



CR346VHD6NM Is
PROUDLY MADE IN THE USA
with global components.

14
SHOP ACCESSORIES



CR41PBLK
**41" HEAVY-DUTY
COMPOSITE CREEPER**

- Extra width and raised padded headrest for added comfort
- Tool pockets on each side for small parts and tools
- Six 4" casters glide easily over surfaces



FOCP
**PREMIUM FOLD-OUT
CREEPER PAD**

- Waterproof backing creates a barrier to prevent moisture from soaking into the foam
- A high dense foam and raised headrest provide extra cushion and comfort for the user
- Folds-up for easy storage and is easily accessible anywhere



CK2
CREEPER KEEPER

- Mounts to most tool boxes
- Can be mounted to benches or walls
- Powder coat finish



TS4500
TIRE STEP

- Easily reaches engine, cargo, or roof
- Folds for compact and easy storage
- Heavy-duty steel construction
- Fits on any tire up to 14.5" wide
- Weight limit 300 lbs.



CRVIWP
VEHICLE INTERIOR WORK PLATFORM

- Properly positions the technician for under dash tasks
- Adjusts from 15" to 25" for use with cars, SUVs, and light duty trucks
- 300 lbs. Capacity



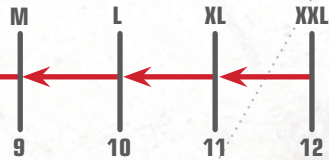
PROTECTION

MECHANIC'S GLOVES



GLOVE SIZING CHART

Place hand on gauge as shown for proper sizing.
A snug fit is preferred for optimum glove performance.



SPEED CUFF GLOVES

- Protect your hands from cuts and burns associated with many repair jobs with the Mac Tools Impact line of gloves
- Moisture wicking back of hand
- Touch screen capable
- EZ-fit cuff

MACSPDC-M
MACSPDC-L
MACSPDC-XL
MACSPDC-XXL

M
L
XL
XXL



FABRICATOR GLOVES

- Premium goatskin palm
- Heat-resistant Cut-2 palm
- FR-Infused silicone back of hand
- Adjustable cuff enclosure
- Padded knuckle impact protection
- ANSI A2 cut resistance

MACFAB-M
MACFAB-L
MACFAB-XL
MACFAB-XXL

M
L
XL
XXL



MECHANIC TOUCH GLOVES NEON GREEN

- Touch screen capable
- Adjustable thermoplastic rubber closure
- Terrycloth sweat wipe

MACMCHT-G-M **M**
MACMCHT-G-L **L**
MACMCHT-G-XL **XL**
MACMCHT-G-XXL **XXL**



MECHANIC TOUCH GLOVES NEON ORANGE

- Touch screen capable
- Adjustable thermoplastic rubber closure
- Terrycloth sweat wipe

MACMCHT-O-M **M**
MACMCHT-O-L **L**
MACMCHT-O-XL **XL**
MACMCHT-O-XXL **XXL**



MECHANIC TOUCH GLOVES BLACK

- Touch screen capable
- Adjustable thermoplastic rubber closure
- Terrycloth sweat wipe

MACMCHT-M **M**
MACMCHT-L **L**
MACMCHT-XL **XL**
MACMCHT-XXL **XXL**





IMPACT GLOVES RED

- Full pinch-point finger tip coverage
- Heavy-duty, flexible impact knuckle protection
- Ergonomic embossed palm

MACIMP-R-M M
MACIMP-R-L L
MACIMP-R-XL XL
MACIMP-R-XXL XXL



212 HI-VIZ GREEN IMPACT GLOVES

- Full pinch-point finger tip coverage
- Heavy-duty, flexible impact knuckle protection
- Anti-vibration palm padding
- Dexterous, light-weight palm material
- Reinforced palm and fingers

MACIMP-G-M M
MACIMP-G-L L
MACIMP-G-XL XL
MACIMP-G-XXL XXL



212 HI-VIZ ORANGE IMPACT GLOVES

- Full pinch-point finger tip coverage
- Heavy-duty, flexible impact knuckle protection
- Anti-vibration palm padding
- Dexterous, light-weight palm material
- Reinforced palm and fingers

MACIMP-O-M M
MACIMP-O-L L
MACIMP-O-XL XL
MACIMP-O-XXL XXL



BLACK IMPACT SPEEDCUFF GLOVE

- Full pinch-point finger tip coverage
- Heavy-duty, flexible impact knuckle protection
- Ergonomic embossed palm

MACSPIMP-BLK-M M
MACSPIMP-BLK-L L
MACSPIMP-BLK-XL XL
MACSPIMP-BLK-XX XX



COYOTE CAMOUFLAGE IMPACT SPEEDCUFF GLOVES

- Full pinch-point finger tip coverage
- Heavy-duty, flexible impact knuckle protection
- Ergonomic embossed palm

MACSPIMP-CAMO-M M
MACSPIMP-CAMO-L L
MACSPIMP-CAM-XL XL
MACSPIMP-CAM-XX XX



GRAY GLOVES WITH BLACK NITRILE DIP

- Durable nitrile palm coating provides great oil grip, better abrasion and puncture resistance to ANSI level 1
- Seamless nylon shell for extra comfort and extended wear
- Knit wrist keeps dirt out
- Machine washable

ROC10TM M
ROC10TL L
ROC10TXL XL



PROTECTION

DISPOSABLE GLOVES



BLACK NITRILE GLOVES

- Better puncture resistance and durability than typical latex gloves
- Withstands most automotive oils and chemicals better than latex
- Textured fingertips for improved grip
- Powder-Free
- Thickness: 4mil - Palm, 5mil - Finger

*Single Use Only, Quantity: 100

B-296-M

B-296-L

B-296-XL

M

L

XL



GLOVEPLUS® HD BLUE LATEX GLOVES

- GlovePlus HD latex gloves are almost four times thicker than standard gloves and feature an extended cuff to cover forearms. They excel in demanding environments by providing extra protection from chemicals
- Powder-free glove
- Exam grade
- Textured fingertips for improved grip
- Chlorinated

AMXGPLHD84100

AMXGPLHD86100

AMXGPLHD88100

M

L

XL



GLOVEWORKS® INDUSTRIAL LATEX GLOVES

- Powder-free glove
- Industrial-grade heavy duty latex
- Fingertip textured for enhanced wet and dry gripping

AMXILHD42100

AMXILHD44100

AMXILHD46100

AMXILHD48100

AMXILHD49100

S

M

L

XL

XXL



MAGGLOVE MAGNETIC GLOVE DISPENSER

- Magnetic glove dispenser conveniently attaches to your toolbox or any ferrous metal surface
- Two large magnets hold the dispenser in place. Or, mount it on a wall using the screw slots provided
- Fits all common sizes of disposable rubber glove boxes, both 50 and 100 packs
- The dispenser has three adjusting springs which can be adjusted as necessary to hold the various box sizes
- Made of powder coated steel

Dura-Flock is a registered trademark of Microflex Corp. Microflex is a registered trademark of CIT Healthcare LLC





**HCW110
HAND AND SURFACE
WIPES 8" X 12"**

- 110 Double-sided, 12" x 8" towels
- Safer than harsh thinners or gasoline
- Moisturizers to protect your hands
- Clean hands, thousands of surfaces, nearly anything else without water



**HC2.5
INDUSTRIAL HAND
CLEANER 2.5L**

- 85 Fluid oz. (2.5L)
- Contains superior skin emollients and skin conditioners
- Washes away completely with no greasy residue
- No dyes, phosphates, or perfumes



**HC2.5-DISP
WALL DISPENSER**

- Wall-mounted unit that holds 2.5L of cleaner (not included)
- Push lever to dispense cleaner



**HC30Z.
HAND CLEANER 3 OZ.**

**HC130Z.
HAND CLEANER 13 OZ.**

- Non-solvent formula eliminates drying and cracking
- Contains superior skin emollients and skin conditioners
- No dyes or perfumes
- Contains natural walnut shell scrubbers
- Thick concentrated formula reduces hand soap use by up to 75%
- Washes away completely with no greasy residue
- No Phosphates



**HC30Z.
PAINTERS PUNCH
HAND CLEANER 3 OZ.**

**HCPP-400ML
PAINTERS PUNCH
CLEANER 400ML**

- Quickly removes oil based paints, lacquers, and enamels
- Melts adhesives, sealers, primers, and resins from your skin
- Contains fine walnut shell abrasives to gently deep clean
- Exceptional at removing all marine bottom and topside paints, primers, and fairing compounds
- Enables rapid removal of all repair and refinish materials from the skin without the use of skin damaging solvents
- Does not leave hands "greasy"
- Contains natural soap - no synthetic nonylphenoethoxylate



**HC64TS
SUPER TOUGH HAND
SCRUB® HAND CLEANER**

- Economical; goes three times further
- Won't irritate or burn; leaves hands soft, chap-free
- Cleanup in seconds; cuts through dirt and grease
- Size: 64 oz.



**HC9060
POWER WIPES
HAND CLEANER**

- 90 perforated, easy-tear towels saturated with a special, heavy-duty hand cleaning solution
- Textured polypropylene material which aids in deep cleaning soils from your hands while the solution effectively dissolves grease, grime, oil, lubricants, paints, adhesives, inks, tar, and more

Super Tough Hand Scrub® is a registered trademark of the Southwest Chemical Co.



PROTECTION

SAFETY GLASSES



S2940XP

MATTE BLACK/CLEAR LENS

S2941XP

MATTE BLACK/SMOKED LENS

HYPERSHOCK™ SAFETY GLASSES

- Uvex Hypershock™ eyewear delivers a combination of high-performance protection and aggressive sport styling
- Full-frame design offers high impact protection, with streamlined padded temples and a molded nosepiece for a secure, comfortable fit
- Clear Uvextreme Plus Anti-Fog lens



S4200X

CLEAR LENS ANTI-FOG LENS

S4200

CLEAR LENS ANTI-SCRATCH LENS

PROTÉGÉ SAFETY GLASSES

- Floating lens design offers flexibility and fit
- Ultra-lightweight at 27.5 grams for all day comfort
- Secure wrap-around brow expands to fit a wide range of users
- Metallic black frame



**S4500 - BLACK FRAME
CLEAR LENS**

FALCON EYEWEAR

- Scratch-resistant lenses block over 99% UVB and UVA exceeding ANSI Z80.3



S3761 - 1.5X

S3762 - 2.0X

S3763 - 2.5X

**READER
MAGNIFICATION**

- Soft, flexible nasal fingers
- Padded temple tips and cushioned brow
- Adjustable temple lengths



S3200

**BLACK FRAME
CLEAR LENS
GENESIS EYEWEAR**

- Designed for all-day comfort
- Impact resistant



S3208

**GAS WELDING AND
BRAZING SPECTACLES**

- Looks and protection
- Wraparound uni-lens
- Lightweight
- Spatulite temples



**11250810
ANTI-FOG INDIRECT
CHEMICAL SPLASH**

- Wraparound with antistatic lens allows wide field of vision
- Over-the-glass (OTG) design fits over most prescription eyewear
- Adjustable headband



**S3970D
STEALTH OTG GOGGLES**

- Ideal for impact, dust airborne particles
- Perfect for grinding and sanding
- Dura-streme coated lens for anti-fog and anti-scratch



**S0620X
FRAME SEISMIC
SEALED EYEWEAR**

- Flexible design can be used with temple or headband, with or without cushioned frame



FACE AND HEARING PROTECTION



**SA5141
HEADGEAR/FACE
SHIELD COMBO**

96731-05 - SHADE #3
96731-06 - SHADE #5

- Lightweight construction for all-day use
- Extra soft brow pad and nape strap deliver superior comfort
- Tension adjustment ensures that visor will stay in place when raised



**S8500
BIONIC FACE SHIELD**

- Enhanced protection from airborne debris
- Excellent optics and increased visibility
- Lightweight and balanced ergonomic

**REPLACEMENT VISORS
S8550 - CLEAR 0.040"**



FACE SHIELDS

- Top quality 0.040" acetate sheeting
- Size: 8" x 15-1/2" (203.2mm x 393.7mm)

96731-01 - HEADGEAR
96731-02 - CLEAR VISOR
96731-03 - GRAY VISOR
96731-04 - CLEAR VISOR WITH ANTI-FOG



**RWS-53016
BLUETOOTH® EARMUFFS**

- Bluetooth® enabled for streaming music
- Lithium-Ion battery featuring 16+ hours of battery life while streaming
- Robust boom microphone with windssock for voice clarity in high-noise environments
- Noise Reduction Rating (NRR): 25



**R-01526
SPORT MUFF WITH MP3 INPUT**

- NPR 23 dB protection
- Plug in your MP3 or other portable audio devices



**QM24+
EAR PROTECTORS**

- Lightweight extra-wide cups
- Slide adjustable headband
- Meets ANSI S3.19 standards
- NRR: 22 in the over-the-head position



**QB2HYG
HEARING PROTECTORS**

- Noise Reduction Rating (NRR) is 25 dB when used as directed
- One set of replacement pads



**MAX-30
CORDED EAR PLUGS -
100-PK.**

- Corded design allows user to hang ear plugs around neck for non-use situations



**MAX-1
UNCORDED EAR PLUGS -
200-PK**

- Bell-shaped earplug offers users maximum in-ear comfort, along with high attenuation

Bluetooth® is a registered trademark of Bluetooth SIG, Inc. and any use of such marks by DeWALT® is under license.



800.MACTOOLS



WARNING: Cancer and Reproductive Harm - p65warnings.ca.gov
For more info click-on MACTOOLS.COM/PROP65

637

PROTECTION

KNEE PADS



KP93182 **FOAM KNEE PADS PLUS**

- Tough K-Resin shells with form-fitting foam redirect pressure from your knees
- Hinged design supplies greater stability and pressure management
- Custom-molded eva foam disperses body weight and provides maximum stability



KP93183 **GEL KNEE PADS PLUS**

- Lightweight TPE compression gel absorbs hard impacts and delivers greater comfort
- Tough K-Resin shells with form-fitting foam redirect pressure from your knees
- Hinged design supplies greater stability and pressure management
- NAMAR™ abrasion defense provides world-class abrasion resistance



GREAT TO WORK WITH™



KP93176 **2-IN-1 NON-MARRING KNEE PADS**

- Tough K-Resin shells redirect pressure from your knees [removeable]
- Single elastic strap helps avoid painful bunching and won't retain moisture
- Custom-molded eva foam disperses body weight and provides maximum stability



KP93177 **WET SURFACE KNEE PADS**

- Durable copolymer shell offers multipurpose protection for both wet and dry conditions
- Single elastic strap helps avoid painful bunching and won't retain moisture
- Custom-molded eva foam disperses body weight and provides maximum stability



KP93180 **FOAM KNEE PADS**

- Custom-molded eva foam disperses body weight and provides maximum stability
- Adjustable truss system fits any size calf to help prevent strained muscles and ligaments
- Single elastic strap helps avoid painful bunching



KP93181 **GEL KNEE PADS**

- Lightweight TPE compression gel absorbs hard impacts and delivers greater comfort
- Adjustable truss system fits any size calf to help prevent strained muscles and ligaments
- Single elastic strap helps avoid painful bunching
- NAMAR™ abrasion defense provides world-class abrasion resistance 93181

KP93178 **HARD CAPS**

- Textured surface on PA-66 polymer caps adds extra grip and wear resistance
- PROLOCK™ design a twist-to-lock system
(knee pads sold separately)

KP93179 **NON-MARRING CAPS**

- Flexible copolymer shell protects working surfaces from damage
- PROLOCK™ design a twist-to-lock system
(knee pads sold separately)



PROTECTION COVERS



FC100 CLING-ON FENDER COVER 2-PK.

- Plasticized vinyl-coated foam construction
- Die-cut finished edge
- Dimensions: 24" x 36"



SC300-BLK BLACK SEAT COVER

- Universal re-usable protective seat cover
- Oil, water, grease, and paint-resistant
- Patented design resists movement
- Side air bag compatible



FCHD1B HEAVYWEIGHT FENDER COVER

- 115-Gauge acid and grease-resistant vinyl
- Sewn-in tool ridge
- Waffle backing
- Dimensions: 27" x 34-1/2"



FCM5435B MAGNETIC FENDER COVER

- 110-Gauge acid and grease-resistant vinyl
- Six built-in magnets for tool and part storage
- Smooth backing
- Dimensions: 17" x 34"



FCR2B LIGHTWEIGHT FENDER COVER

- 70-Gauge acid and grease-resistant vinyl
- Tool ridge
- Smooth backing
- Dimensions: 27" x 34-1/2"



99231 MOTORCYCLE TANK COVER

- 24" x 36" Tank cover protects the fuel tank while working
- Constructed of anti-slip material

640

**MAC
TOOLS**



WARNING: Cancer and Reproductive Harm - p65warnings.ca.gov
For more info click-on MACTOOLS.COM/PROP65



KC320
QUICK DISCONNECT
KEY CHAIN

- Solid brass with bright nickel-plating
- Separate like a coupler and plug



KB5C
RETRACTABLE KEY CHAIN

- Has spring clip to fit belt or pocket
- Self-retracting



FOCP
PREMIUM FOLD-OUT
CREEPER PAD

- Normal creepers are sometimes either too tall, or being on wheels makes them difficult to use.



KP1169
KNEELING PAD

- Manufactured from closed cell, cross-linked polyethylene foam
- Tear-resistant cell structure resists grease, oil, and dirt
- Layers are heat fused to help eliminate the possibility of delamination



MACPAD2
MECHANIC'S PAD

- Thick foam cushion for extra comfort
- Heavy-duty vinyl cover
- Folds for easy carrying and storage
- Measurements: 47" x 17" for 799 sq-in. of space



AP16
16" KEVLAR ARM PROTECTOR

- Protects forearms when getting into those tight tricky engine areas
- Inherently flame-resistant; will not support combustion
- Lightweight super tough fiber is five times stronger than steel
- One size fits all
- Packaged as pair



KVBK18TST
18" KEVLAR SLEEVE

- 100% Para-Aramid machine knit
- Seamless, extra wide two-ply construction
- Thumb slot and Velcro fastener at bicep
- Exceptional cut, puncture, abrasion, heat and flame-resistance-ANSI Cut Level 4



AP22
NOMEX® 22" ARM PROTECTOR

- For use around hot engines and other hot metal surfaces (not to exceed 500° F) without burning hands and arms
- Made of Dupont Nomex® III
- One size fits all
- Stretch knit retains shape after repeated washings

Dupont® and nomex® are registered trademarks of Dupont Teijin Films



INSPECTION

PICK-UP TOOLS

MPF12X

FLEXIBLE MAGNETIC PICK-UP TOOL

- The shaft is a flexible spring that covers the magnet until the lever is pushed to expose the magnet
- No more trouble trying to get that object you want to pick up and sticking to something you don't

FD622

FLEXIBLE SPRING CLAW

- Reaches inaccessible, awkward places
- Press-action to expand and retrieve
- Release plunger to grip tight
- Reaches behind to grasp hot utensils or any materials

MHT2FL

FLEX MAGNETIC PICK-UP TOOL

- Powercap® slides over magnet and shields its sides from attaching to unwanted metal surfaces
- Long aluminum shaft can be bent at any angle to retrieve dropped metal objects in hard to reach areas
- Textured cushion grip will not slip

MHTLP1

LED LIGHTED PICK-UP TOOL WITH ROTATING HEAD

MHTLP2

LED LIGHTED PICK-UP TOOL

- LED-lighted magnetic pick-up tools lift objects weighing up to 8 lbs.
- Heads prevent the tool from attaching to unwanted metal surfaces
- All tools feature cushioned handles that will not slip in wet or oily hands

16MLT

LIGHTED MAGNETIC FLEXIBLE PICK-UP TOOL

- Four-jaw claw opens wide to securely grasp hard-to-reach objects
- Flexible spring easily fits into tight areas
- Heavy-duty aluminum head with handy side switch turns on/off bright LED light
- Overall Length: 25-11/16"

INCLUDES:

(2) CR2032 Lithium Batteries

PRODUCT #	COMPACT LENGTH IN. / MM	EXTENDED LENGTH IN. / MM	LIFT POWER LBS.
MPF12X	-	22" / 558.8	1-1/2
FD622	-	22" / 558.8	2
MHT2FL	-	29" / 736.6	5

PRODUCT #	COMPACT LENGTH IN. / MM	EXTENDED LENGTH IN. / MM	LIFT POWER LBS.
MHTLP1	7-1/4" / 184.2	30-3/4" / 781	8
MHTLP2	6-3/4" / 171.5	30-1/4" / 768.4	8
16MLT	-	25-11/16" / 652.5	1-1/2



**SUPER-STRENGTH
MAGNETIC PICK-UP TOOLS**

PRODUCT #	COMPACT LENGTH IN. / MM	EXTENDED LENGTH IN. / MM	LIFT POWER LBS.
MHT1	6-5/8" / 168.3	33-1/4" / 844.6	2
MHT2	6-5/8" / 168.3	33-1/4" / 844.6	5
MHT3	6-3/4" / 171.5	30-1/4" / 768.4	10
MP28X	5-5/16" / 134.9	23-3/16" / 589	3-1/2



**TFM500A
POWER FLEX**

- Neodymium-iron-boron extra high flux magnets



**MM1618
MEGA-MAG PICK-UP TOOL**

- Neodymium-iron-boron extra high flux magnets



**MP18A
TELESCOPIC POCKET
MAGNETIC PICK-UP TOOL**

- Neodymium-iron-boron extra high flux magnets



**MP36
36" HEAVY-DUTY
MAGNETIC PICK-UP TOOL**

- Extends from 21" to 36" and is rated to lift up to 9 lbs.
- Made of rigid aluminum and utilizes a neodymium magnet
- Three times stronger than a standard magnet
- Comfortable foam grip handle



**MP5A
TELESCOPIC FLEX
MAGNETIC PICK-UP TOOL**

- Neodymium-iron-boron extra high flux magnets



**L66540
MINI-FLEX
MAGNETIC PICK-UP TOOL**

- Super strong neodymium magnet picks up all ferrous metal objects up to 2 lbs.
- Adjustable telescoping action extends from 4-1/2" to 13" with a 2-1/2" flexible segment to get into tight spots



PRODUCT #	COMPACT LENGTH IN. / MM	EXTENDED LENGTH IN. / MM	LIFT POWER LBS.
TFM500A	-	20" / 508	1-1/2
MM1618	7-1/8" / 181	30-1/4" / 768.4	16
MP18A	5-1/4" / 133.4	17-1/2" / 444.5	1-1/2

PRODUCT #	COMPACT LENGTH IN. / MM	EXTENDED LENGTH IN. / MM	LIFT POWER LBS.
MP36	21" / 533.4	36" / 914.4	9
MP5A	16-3/4" / 425.5	26-3/4" / 679.5	5
L66540	4-1/2" / 114.3	13" / 330.2	2



INSPECTION TELESCOPING MIRRORS



MHTLM1
1-3/8"

MHTLM2
2-3/8"

MHTLM3
3-3/8"

LIGHTED INSPECTION MIRRORS AND PICK-UP TOOL

- LED-lighted magnetic pick-up tools lift objects weighing up to 8 lbs.
- Heads prevent the tool from attaching to unwanted metal surfaces
- Lighted mirror illuminates area
- Swivel head allows for infinite positioning
- All tools feature cushioned handles that will not slip in wet or oily hands




MGM2

MEGA-MAG PICK-UP TOOL AND 2-1/4" INSPECTION MIRROR DUAL TOOL

- 2-1/4" Inspection mirror with metal base mounts to Mega-Mag in seconds to bring hidden areas into full view.
- Lifts up to 16 lbs.

COMPACT LENGTH IN. / MM	EXTENDED LENGTH IN. / MM	LIFT POWER LBS.
9" / 228.6	34-1/4" / 870	16



MK2

MC2

ME2X

INSPECTION MIRRORS

- Swivel 360°
- Copper-backed clearview mirror
- Tempered, spring steel construction
- Vinyl grip



MHTS2

MHTC2

MHTE2

TELESCOPING INSPECTION MIRRORS

- All angle ball joint
- Cushion-grip handle
- Clear glass
- Stainless steel telescoping handle

PRODUCT #	COMPACT LENGTH IN. / MM	EXTENDED LENGTH IN. / MM	MIRROR DIAMETER IN. / MM
ME2X	5-7/8" / 149.2	26-3/4" / 679.5	1-1/4" / 31.8
MC2	10" / 254	14" / 355.6	2-1/4" / 57.2
MK2	11-1/4" / 285.8	15-1/4" / 387.4	2-1/8" x 3-1/2" / 54.0 x 88.9
MHTE2	6-1/2" / 165.1	35" / 889	1-1/4" / 31.8
MHTC2	6-1/2" / 165.1	36-3/8" / 923.9	2-1/4" / 57.2
MHTS2	6-1/2" / 165.1	29-1/2" / 749.3	3-1/2" / 88.9





HTK-2LT
LED LIGHTED TELESCOPING INSPECTION MIRROR

- Rectangular inspection mirror
- Telescoping handle from 6-3/4" to 30-1/4"
- Three LED lights can be adjusted for tight areas
- All Angle Ball Joint
- Cushion-Grip Handle

MHTK2
TELESCOPIC RECTANGULAR INSPECTION MIRROR

- 2-1/8" x 3-1/2" Rectangular head
- Quick-release tab on mirror case helps to easily replace mirror
- All-angle ball joint holds mirror head firmly at any angle
- Stainless steel handle is long, strong, and lightweight
- Adjust from 6-3/4" to 29-3/4"
- Heavy-duty grip will not slip in wet or oily hands

MHTC2L
CIRCULAR EXTRA LONG MAGNIFYING INSPECTION MIRROR

- 2-1/4" Diameter magnifying mirror head enlarges viewing surface
- Telescopes from 12" to 4' 3"
- Stainless Steel handle is long, strong, and lightweight
- Textured cushioned grip will not slip in wet or oily hands

OIL CAN



OC707
16-OZ. OILER WITH FLEXIBLE SPOUT

- Tin-coated steel interior prevents corrosion
- Flexible spout provides access in hard-to-reach areas
- 16-oz. Capacity

OC630
16-OZ. PISTOL GRIP OILER WITH RIGID SPOUT

- Tin-coated steel interior prevents corrosion
- 16-oz. Capacity



SECTION

15

PAINT AIR BODY



VID

SUB-CATEGORIES:

648

SPRAYING

658

HAND TOOLS

650

EQUIPMENT

678

WELDING AND CUTTING

SPRAYING

SPRAY GUNS AND ACCESSORIES

SG1100-10 MINI HVLP GRAVITY SPRAY GUN

- Great for small area repairs and detail work
- Well-balanced and lightweight
- Includes a 150cc cup and aluminum lid
- 1.0mm Fluid tip



WATERBORNE COMPLIANT HVLP FULL-SIZE GRAVITY SPRAY GUNS

- Well-balanced and lightweight
- Comes complete with 600cc aluminum cup with lid
- Air Inlet - 1/4 NPS male
- Fluid Inlet - 3/8"
- Inlet air pressure - 29 psi

PRODUCT #	AIR CONSUMPTION CFM	APPLICATIONS	FLUID TIP MM
SG1300-13	6.8	Base Coat - Clear Coat High Solids	1.3
SG1300-14	6.9	Clear Coat - Medium Solids	1.4
SG1300-15	6.1	Single Stage - High Solids Primer	1.5
SG1300-18	6.1	Acrylic Enamel - High Build Primer	1.8



SGC151
150CC PAINT CUP
• Fits Mini HVLP SG1100-10



SGC601
600CC PAINT CUP
• Fits all SG1300 Series



SGFIL
**5-PC. DISPOSABLE
CUP FILTER**
• Keeps the inner workings of spray gun free of debris for a proper spray pattern and superior finish



SGH1
**MAGNETIC SPRAY
GUN HOOK**
• Large heavy-duty magnet holds your paint gun without having to drill holes in your paint booth



35662
GRIP 'N PAINT COMBO
• Paint 'N Stick powerful magnets, attaches easily to painted parts, paint booth walls or hang for drying
• Grip 'N Paint Pliers locking handle holds lightweight mirror covers and small parts

GREAT TO WORK WITH™

ACU1 AIR CONTROL UNIT WITH REGULATOR

- Removes water, oil, and other contaminants and regulates air pressure
- 160 PSI inverted air gauge
- 120 CFM capacity air filter
- 50 CFM chrome-plated regulator
- Air Inlet: 1/2" NPT
- Air Outlet: 1/4" NPT



ACU1F
FILTER ELEMENT AND
GASKET FOR ACU1



ACU1G
PRESSURE GAUGE
FOR ACU1



ACU1R
REGULATOR
FOR ACU1

SGCK-22 (NOT SHOWN) 22-PC. GUN CLEANING KIT

- Cleans virtually any spray gun

INCLUDES:

- (4) Twisted Brushes
- (1) Nylon Exterior Brush
- (1) 6-PC. Stainless Needle Set with Handle
- (1) 5-PC. Precision Mini Brush Set
- (1) 3-PC. Lube Applicator Set with Handle
- (1) 2-PC. Round Bar and Gun Lube



EQUIPMENT

HEADLIGHT SERVICE



HAR4540 HEADLIGHT ADJUSTING RATCHET


- Used to adjust aerodynamic headlights with rear-mounted adjusters on newer Ford vehicles
- 4mm Hex with a roller clutch for infinite settings

FILES AND HOLDERS



AB16PA CYCOLAC PLASTIC SPEED FILE

- High-quality, easy-to-use sander file
- Features balanced hand grips
- Lightweight
- 50% Faster cutting action
- Uses 2-3/4" x 17-1/2" standard abrasives
- Overall Length: 17-1/2" (444.5mm)



BT753B ADJUSTABLE FILE HOLDER

- Top quality file holder for 14" body files
- Turn buckle design permits flexing
- Rotating handle designed for right or left hand use




BFT1316 PAINT DE-NIBBER FILE

- The ideal tool for drips, runs, and errors in your otherwise perfect paint job
- Hardened file with two faces in an ergonomically designed rubber grip
- Handle securely holds the mini-file in proper position
- Easily flipped from course to fine
- Course cut side for fast cutting
- Fine cut side for finishing



HSP396 5" RUBBER SANDING BLOCK

- Rubber flat bottom, 2-3/4" x 5", uses standard 3" x 8" abrasive paper
- Molded nails secure paper on each end



SB2D DOUBLE DENSITY SANDING BLOCK

- Gray side is soft and pliable for sanding irregular surfaces; black side is stiff for faster sanding on curved surfaces
- Size: 2-1/2" x 5" x 5/8"





BK110A
10-TON BODY REPAIR KIT

- 10-Ton Hydraulic body/frame repair kit for pushing and horizontal or vertical spreading
- Rugged, blow-molded storage case with handle

INCLUDES:

- | | |
|---|------------------------|
| (4) Extension Tubes: 28-3/4",
19-3/4", 11-3/4", 7-7/8" | (1) Serrated Saddle |
| (1) Male Connector | (1) Plunger Toe |
| (1) Pressure Gauge | (1) Rubber Head |
| (1) 90° Combination Head | (1) Wedge Head |
| | (1) Hydraulic Spreader |



BK104A
4-TON BODY REPAIR KIT

- 4-Ton Hydraulic body/frame repair kit for most pushing and spreading jobs
- Easy, snap together assembly


INCLUDES:

- | | | |
|---|------------------------|---------------|
| (5) Extension Tubes: 21", 18",
10", 7-1/2", and 4-1/2" | (1) Serrated Saddle | (1) Flat Base |
| (1) Male Connector | (1) Plunger Toe | (1) Ram |
| (1) Pressure Gauge | (1) Rubber Head | (1) Ram Toe |
| (1) 90° Combination Head | (1) Wedge Head | (1) Pump |
| | (1) Hydraulic Spreader | (1) Hose |



EQUIPMENT

FLAMELESS HEAT SYSTEMS



MD750 **MINI-DUCTOR® II WITH COIL KIT**

- Uses electromagnetic fields for the heating of ferrous and some non-ferrous metals without the danger of an open flame
- Flameless heat system is also faster, smaller, and more precise than an oxy-acetylene system
- Turns a 3/4" nut cherry red in fifteen seconds
- Reinforced heat stabilized thermoplastic housing provides for increased durability inside and out

INCLUDES:

- {1} **MAC700** - 120V, AC, 1,000W Output Power Handheld Portable Induction Heater
- {1} **MD99-650** - 7-PC. Mini-Ductor® II Coil Kit
- {1} Mini-Ductor® II Power Supply with Two Thumb Screws
- {1} Storage Case with Foam Inserts



MDV-787

MINI-DUCTOR® VENOM™ HP

- Generates Invisible Heat to release ferrous and some non-ferrous metals from corrosion and thread lock compounds without the dangers of open flame and up to 90% faster 3/4" nuts are turned red hot in less than 15 seconds
- Lightweight, ergonomic design allows for induction heat to access hard to reach places more easily Coil Twist Lock™
- Coils lock down with one simple turn
- LED Usage Indicator will light red LED lights under fault conditions and green LED lights while the trigger is active and the tool is heating properly
- Fault Override Delay: any event that causes the red LED to illuminate will protect the tool by starting a three second lock out
- Fan Operation Enhancements: the fan continues to run after the trigger is released to aid in thermal cycle time reduction, and will stay powered when the thermal switch opens to aid in cooling the tool
- 1800w power



MDV-777

MINI-DUCTOR® VENOM™

- Generates Invisible Heat to release ferrous and some non-ferrous metals from corrosion and thread lock compounds without the dangers of open flame and up to 90% faster 3/4" nuts are turned red hot in less than 15 seconds
- Lightweight, ergonomic design allows for induction heat to access hard to reach places more easily Coil Twist Lock™
- Coils lock down with one simple turn
- LED Usage Indicator shows fault conditions and green LED lights while the trigger is active and the tool is heating properly
- Fault Override Delay: any event that causes the red LED to illuminate will protect the tool by starting a three second lock out
- Fan Operation Enhancements: the fan continues to run after the trigger is released to aid in thermal cycle time reduction, and will stay powered when the thermal switch opens to aid in cooling the tool
- 1000w power



Mini-ductor® is a registered trademark of Induction Innovations, Inc.



800.MACTOOLS




WARNING: Cancer and Reproductive Harm - p65warnings.ca.gov
For more info click-on MACTOOLS.COM/PROP65

EQUIPMENT

FLAMELESS HEAT SYSTEMS

MD99-602
U-FORM COIL



I.D. HEAT-RESISTANT COILS

- MD99-601** - 7/8"
- MD99-611** - 3/4"
- MD99-610** - 1"
- MD99-607** - 1-3/4"

LONG I.D. HEAT-RESISTANT COILS

- MD99-620** - 3/4"
- MD99-605** - 7/8" - 9-1/2"
- MD99-621** - 7/8" - 13-1/4"

MD99-603
BEARING BUDDY COIL





MD99-650
7-PC. MINI-DUCTOR® COIL KIT

- Accessory kit for the Mini-Ductor® II
- Enables you to heat and release seized nuts and bolts up to 0.5" in diameter and other metallic hardware from corrosion and/or thread lock compounds

INCLUDES:

- (1) 1-3/4" Pre-Formed Coil (8.75" x 2.25")
- (1) 1-1/2" Pre-Formed Coil (8.5" x 2")
- (1) 1-1/4" Pre-Formed Coil (8.25" x 2")
- (1) 1" Pre-Formed Coil (8.25" x 1.75")
- (2) 7/8" Pre-Formed Coil (5" x 1.25")
- (1) 3/4" Preformed Coil (4.5" x 1.25")




MD99-675
8-PC. LONG COIL KIT FOR MINI-DUCTOR® II

- Heat and release seized nuts and bolts up to 1.5" in diameter and other metallic hardware from corrosion and/or thread-lock compounds

INCLUDES:

- (2) 1" Pre-Formed Coil (13.25" x 1.75")
- (2) 7/8" Pre-Formed Coil (13.25" x 1.25")
- (1) 3/4" Pre-Formed Coil (13.25" x 1.25")
- (1) 1-3/4" Pre-Formed Coil (13.25" x 2.25")
- (1) 1-1/2" Pre-Formed Coil (13.25" x 2")
- (1) 1-1/4" Pre-Formed Coil (13.25" x 2")



MD99-604
REPLACEMENT MINI-PAD FOR MINI-DUCTOR® II

INCLUDES:

- (1) Mini-Pad attachment (9.5" x 3.5")
- (1) Head (3.75"W x 3.5"W)

Mini-ductor® is a registered trademark of Induction Innovations, Inc.



800.MACTOOLS



WARNING: Cancer and Reproductive Harm - p65warnings.ca.gov
For more info click-on MACTOOLS.COM/PROP65

655

EQUIPMENT

HEAT GUNS



HG150 ECONOMY HEAT GUN

HG1500K VARIABLE TEMPERATURE HEAT GUN KIT

- Variable temperature and cool air stage for maximum versatility
- Ergonomic design with soft grip handle for comfortable long-term use
- Three-stage airflow switch – cool/low/high for maximum user control
- Reinforced heating element
- Heat Output (Variable): 140 - 1050°F
- Output Voltage: 1,400W

INCLUDES:

- (1) Spreader
- (1) Reflector Nozzles
- (1) Heavy-Duty Carrying Case



HG750 750°F-1000°F HEAT GUN

- Temperature range: 750 - 1000°F
- Output: 1750 W
- Airflow: 23 CFM

INCLUDES:

- (1) Stand

656

MAC
TOOLS



WARNING: Cancer and Reproductive Harm - p65warnings.ca.gov
For more info click on MACTOOLS.COM/PROP65



SBC40391 POLYMER BLAST CABINET

- Made of low density polyethylene polymer (LDPE)
- One-piece construction reduces leaks
- Pistol grip gun
- Optional foot pedal kit available
- Air volume is minimum 7 CFM at 80 PSI; standard is 15 CFM at 80 PSI
- Durable Lexan® windows
- Peel and stick protective underlay
- Recommended for small parts, wheels, hobbyists, brake parts, and tools

FOOTPRINT IN. (W x D)	WEIGHT LBS. / KG	WORK AREA IN. (W x H x D)
36" x 24"	55 / 24.95	36" x 24" x 24"

REPLACEMENT PARTS AND ACCESSORIES

PRODUCT #	GLOVES	WINDOW LENS	WINDOW UNDERLAY	BLAST GUN	BLAST GUN FOR FOOT PEDAL	FOOT PEDAL KIT
SBC40391	AC40428	ALC11647	ALC11699 (5-PK.)	ALC40153	ALC11665	ALC11666
SBC40403						
SBC40411	ALC40248	ALC40251	ALC40252 (10-PC. Roll 12"x120")	AC40153	AC11665	AC11666
SBC40413						



STEEL ABRASIVE BLAST CABINET

- Ideal for removing paint, rust, scale and oxidation any type of irregular surfaces where other forms of preparation are difficult
- 80-125 psi operating range
- Minimum air volume of 15 CFM @ 80 psi
- Fully-welded construction with no seams or leak points helps keep the blasting operation contained inside the cabinet
- Large viewing windows give the operator a wide viewing area
- Oversized hinged top door opening and hinged side door opening allows the operator to easily load a wide variety of items
- Heavy-duty angle iron legs provide a strong and stable foot print
- 150 Watt max light kit and 112 CFM dust collector help the operator to maintain a good visual in heavy blasting operations
- Armholes spanning the length of the cabinet allow the operator the versatility to work on longer items without moving the item
- Foot pedal controlled siphon blast gun reduces operator hand fatigue
- Grate capacity 200 lbs. allows the operator to blast heavier items such as cylinder heads

PRODUCT #	FOOTPRINT IN. (W x D)	WEIGHT LBS. / KG	WORK AREA IN. (W x H x D)
SBC40403	36" x 24"	272 / 123	36" x 23" x 24"
SBC40411	48" x 24"	303 / 138	48" x 23" x 24"
SBC40413	60" x 24"	340 / 154.2	60" x 23" x 24"

Lexan® is a registered trademark of General Electric Company Corporation.



HAND TOOLS

BODY REPAIR KITS



BTS7W
7-PC. WOODEN HANDLE
AUTO BODY REPAIR TOOL SET

BTS7F
7-PC. FIBERGLASS HANDLE
AUTO BODY REPAIR TOOL SET

- Drop-forged hardened steel
- Machined and polished work surfaces
- Meets ASME/ANSI standards
- Hardened steel machined, and polished large round work surface



- INCLUDES:**
- [1] **BT1036DS** - Light Dinging Spoon
 - [1] **BT1058TD** - Toe Dolly
 - [1] **BT1059HD** - Heel Dolly
 - [1] **BT1060GPD** - General Purpose Dolly
 - [1] Blow-Molded Case

PRODUCT #	DESCRIPTION	SET
BTS7W	7-PC. Wooden Handle Auto Body Repair Tool Set	
BTS7F	7-PC. Fiberglass Handle Auto Body Repair Tool Set	
BT1036DS	Light Dinging Spoon	• •
BT1058TD	Toe Dolly	• •
BT1059HD	Heel Dolly	• •
BT1060GPD	General Purpose Dolly	• •
BTH153CRF	Fiberglass Handle Curved Chisel Hammer	• •
BTH153CR	Wooden Handle Curved Chisel Hammer	• •
BTH164UPF	Fiberglass Handle Utility Pick Hammer	• •
BTH164UP	Wooden Handle Utility Pick Hammer	• •
BTH162SF	Fiberglass Handle Shrinking Hammer	• •
BTH162S	Wooden Handle Shrinking Hammer	• •



BTH153CC - WOOD
BTH153CCF - FIBERGLASS
CROSS-CHISEL HAMMERS

- Excellent for finishing
- Cross-peen used for working in sharp corners, around molding, and for caulking
- Weight: 0.9 lbs.



BTH153CCS
CROSS-CHISEL SHRINKING
HAMMER WITH WOOD HANDLE

- Cross-grooved
- Extra wide faces are cross grooved and used for shrinkage on large surfaces chisel end used on sharp corners
- Hickory handle with lacquer finish, hardened steel machined, and polished large round work surface
- Weight: 0.9 lbs.



BTH158GP - WOOD
BTH158GPF - FIBERGLASS
GENERAL PURPOSE
PICK HAMMERS

- Medium-size point and reach
- Low-crown strawberry point for balance
- Drop-forged hardened steel
- Machined and polished work surfaces
- Meets ASME/ANSI standards
- Weight: 0.9 lbs.,
- Face radius: 3/32"



BTS4W
4-PC. WOODEN HANDLE
AUTO BODY REPAIR TOOL SET

BTS4F
4-PC. FIBERGLASS HANDLE
AUTO BODY REPAIR TOOL SET

- Drop-forged hardened steel
- Machined and polished work surfaces
- Meets ASME/ANSI standards
- Hickory handle with lacquer finish, hardened steel machined, and polished large round work surface



- INCLUDES:**
 (1) **BT1036DS** - Light Dinging Spoon
 (1) **BT1058TD** - Toe Dolly
 (1) Blow-Molded Case

PRODUCT #	DESCRIPTION		
BTS4W	4-PC. Wooden Handle Auto Body Repair Tool Set		
BTS4F	4-PC. Fiberglass Handle Auto Body Repair Tool Set		
BT1036DS	Light Dinging Spoon	•	•
BT1058TD	Toe Dolly	•	•
BTH153CRF	Fiberglass Handle Curved Chisel Hammer	•	
BTH153CR	Wooden Handle Curved Chisel Hammer		•
BTH158GPF	Fiberglass General Purpose Hammer	•	
BTH158GP	Wooden Handle General Purpose Hammer		•
BTH14HRA	14" Round Handle-New Style		
BTH14RH	Body Hammer Replacement Handle		



BTH153CR - WOOD
BTH153CRF - FIBERGLASS
CURVED CROSS-CHISEL
HAMMERS

- Curved Chisel
- Drop-forged hardened steel
- Machined and polished work surfaces
- Meets ASME/ANSI standards
- Weight: 0.9 lbs.



BTH155FB - WOOD
BTH155FBF - FIBERGLASS
FENDER BUMPING HAMMER

- For bumping where hand and dolly cannot reach
- Ample clearance for obstructions
- Also used as a caulking iron
- Weight: 2.8 lbs.



BTH162S - WOOD
BTH162SF - FIBERGLASS
SHRINKING
HAMMERS

- For work in close quarters
- Expertly machined serrations on the round face
- Weight: 0.8 lbs.



BTH164UP - WOOD
BTH164UPF - FIBERGLASS
UTILITY PICK HAMMER

- Blunt point, short reach
- For low spots in high-crown panels and other work with small clearance
- Weight: 0.7 lbs., 3/32" face radius



BTH170DS - WOOD
BTH170DSF - FIBERGLASS
DOOR SKIN HAMMER

- For high-crown work and finishing, without poking holes in thin sections
- Weight: 0.9 lbs.



HAND TOOLS

HAMMERS, SPOONS, AND DOLLIES



L68250
UNIVERSAL DOUBLE-ENDED TRIM HOOK TOOL

- Designed to safely pry small bezel components from interiors without damage
- Pointed tip fits great in very small gaps
- Made of durable plastic



BT1036DS
LIGHT DINGING SPOON

- When held against a ridge and struck with a hammer, spreads the blow over large area



BT1052SD
SPOON DOLLY

- Forming and caulking tool for the deep pockets of quarter-panels, rear fenders, and lower trunk panels



BT1057LTD
LIGHT TOE DOLLY

- Designed for flat surfaces



BT1058SD
SHRINKING DOLLY

- Shaped like the BT1057LTD but has one face covered with raised serrations for shrinking metal stretched by dents



BT1058TD
TOE DOLLY

- Thinness and length provides easy accessibility to narrow pockets
- Large, flat face used in shrinking and dinging flat panels
- The flat sides furnish a convenient anvil for repairing flanges



BMD100
MULTI-DOLLY MINI

BMD200
MULTI-DOLLY STANDARD

- Smoothing round face
- Smoothing round curve
- End curve dolly
- Spoon curve dolly
- Flat face with bent curve
- Small curve wedge dolly
- Awl type dolly




BT1060GPD
GENERAL PURPOSE DOLLY

- Provides convenient and comfortable hand hold during heaviest blows
- Weight, balance, and several differently crowned working faces, together with two beading and flange lips, give this dolly broad general use



BT1070RHD
RUBBER HEEL DOLLY

- Weighted hard rubber to match weight of hammer



BT1059HD
HEEL DOLLY

- Reach easily into sharp corners and wide radius






BTS5A
5-PC. ALUMINUM BODY TOOL SET

- Aluminum hammers help prevent cross contamination on aluminum bodied vehicles
- Aluminum hammers provides a more forgiving strike, avoiding further damage to aluminum panels
- Lighter weight alternative to steel hammers
- Rubber dollies provide a lighter option when accessing a tight, confined location behind an aluminum panel

- INCLUDES:**
- (1) **BTH018BA** - Bumping Hammer Aluminum
 - (1) **BT018GPDAR** - Rubber General Purpose Dolly
 - (1) **BT018HDAR** - Rubber Heal Dolly
 - (1) **BTH018PFA** - Pick/Finishing Hammer Aluminum
 - (1) **BT018TDAR** - Rubber Toe Dolly
 - (1) Blow-Molded Case

35000
SOFT STRIKE™ ALUMINUM CONVERSION KIT

- With many vehicles now using aluminum, including the new Ford 150 body, using everyday steel tools can cause galvanic corrosion on aluminum components
- Many rubber dollies are simply not heavy enough to work effectively
- Maximize your existing steel body tool investment by using Soft Strike™ Aluminum Covers to also work on aluminum body components



PRODUCT #	SIZE
STK35011	Soft Strike™ Heel Dolly Face Cover
STK35012	Soft Strike™ Heel Dolly End Cover
STK35015	Soft Strike™ Dinging Spoon Cover
STK35020	Soft Strike™ Body Hammer Cover

Kit includes Soft Strike™ covers only, Hammer, Spoon, and dollies shown for reference only and not included

PRODUCT #	CROSS PEEN	CURVED CHISEL	DROP-FORGED	EXTRA WIDE FACE	FIBERGLASS HANDLE	FINISHING HAMMER	FLAT ROUND FACE	HICKORY HANDLE	HEAT-TREATED HEADS	POLISHED STRIKING SURFACE	SERRATED CROSS GROOVES
BTH153CC	•		•	•		•	•	•	•	•	
BTH153CCF	•		•	•	•	•	•		•	•	
BTH153CCS			•	•			•	•	•	•	•
BTH153CR		•						•			
BTH153CRF		•			•						
BTH155FB			•					•	•	•	
BTH155FBF			•		•			•	•	•	
BTH158GP			•	•			•	•	•	•	
BTH158GPF			•	•	•		•	•	•	•	
BTH162S			•				•	•	•	•	•
BTH162SF			•		•		•	•	•	•	•
BTH164UP			•					•	•	•	
BTH164UPF			•		•			•	•	•	
BTH170DS			•			•		•	•	•	
BTH170DSF			•		•	•		•	•	•	

Soft Strike™ is a trademark of Stack Manufacturing Co. Inc.

HAND TOOLS

ACCESSORIES



WD1250 1,500 LBS. EASY ROLLER™ WHEEL DOLLY POSITIONING SYSTEM

- Provides a simple and efficient method of moving a disabled vehicle around a shop
- Position at each wheel of a vehicle weighing up to 6,000 lbs. and use the foot pedals to activate the hydraulic lift
- One individual can easily move the car throughout the garage
- Fits tread widths up to 12" and the four heavy-duty casters support up to 1,500 lbs. per unit
- Hydraulic lift mechanism with locking pin
- Four heavy-duty phenolic casters protect shop floors from damage
- Weight: 44 lbs.
- Item sold as one or individually



STK20350 PRO-STEP ADJUSTABLE

- Lower it to sit on or raise it to stand on and take care of the top of the vehicle
- 32" x 16" Platform and 500 lbs. capacity
- Wheels on the bottom retract when weight is put on the platform which makes the step stable and safe
- Height adjustable from 6-1/2" to 22-1/2"



TS4500 TIRE STEP

- Easily reaches engine, cargo, or roof
- Folds for compact and easy storage
- Heavy-duty steel construction
- Fits on any tire up to 14.5" wide
- Weight limit 300 lbs.



BTDH500 E-Z REST DOOR HANGER

- Adapts to floor jacks with a removable saddle and a 1-8/47" to 1-4/21" saddle post hole
- Padded, removable side rails allow for accurate positioning of door

Easy Roller™ is a trademark of BOSCH AUTOMOTIVE SERVICE SOLUTIONS INC.



BF043S
4-PC. MONKEY-ON-A-STICK JACK SET

- Pushes, pulls, aligns, spreads, or straightens
- No setup necessary – ready to use
- 55" Rod

INCLUDES:
[1] Jack Head
[1] Friction Rod

[1] Multi-Purpose Hook
[1] Extension Handle



BTMC-1A
5-PK. MIGHTY MIDGET PANEL CLAMP

- Allows door to be closed to check alignment before welding begins
- Actual size only 5/8" wide
- Package of five clamps

BF175
"HUSTLER" POGO-STICK

- Leverage and alignment bar
- Pulls and positions fenders and quarter panels

BT20033
MINI QUARTER PULLER

- Fits small openings
- Perfect for tail light openings and radiator supports

BT501
DOOR HINGE BUSHING TOOL

- Used to remove door hinge-pins

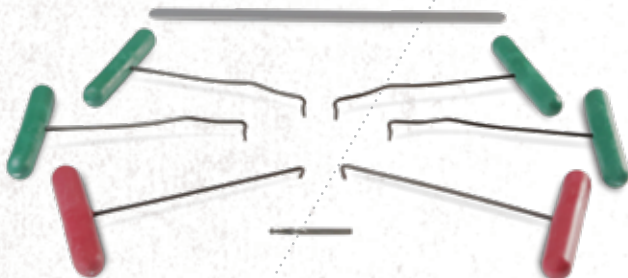
DHA7554
DOOR HINGE ALIGNER

- Lightweight door hinge aligner tool fits most cars
- Easy-to-use—round leverage bar need not be removed from latch assembly when changing force direction

DHPP21835
DOOR HINGE PIN POPPER

- Quickly removes door hinge pins
- Clearance for door panels

INCLUDES:
Pin Puller to Remove Loosened Pins



BPR6K
PULL ROD SET


- Eliminates removal of headliners and inner panels
- A must for the body mechanic

INCLUDES:
[4] Pull Rods with Formed Shanks
[2] Pick Rods with Straight Shanks
[1] Stainless Steel Straight Edge
[1] High-Speed 5/32" Drill Bit



HAND TOOLS

WINDOW AND INTERIOR



L48600
**OFFSET WINDSHIELD
LOCKING STRIP TOOL**

- Offset handle for extra clearance and two double-ended tips to fit most applications
- Offset design provides installers extra clearance to work on windshields or other glass on semis, skid loaders and agricultural applications with locking strips



WLT4700A
**WINDSHIELD LOCKING
STRIP TOOL**

- Unique design allows tip to swivel 90° in either direction
- Two double-ended tips to fits most applications



MR151
**WINDOW BELT
MOLDING REMOVER**

- Quickly removes all window belt moldings without damage to the window or the molding



L35240
**SMALL BELT
MOLDING TOOL**

- Unique flared head design and beveled edges allow the tool to be inserted under the molding at an angle
- Quickly removes belt molding without damage on many domestic and import vehicles



UPT100-SET
**5-PC. PLASTIC
MOLDING/TRIM
REMOVER**

- Great tools for trim work and plastic upholstery fasteners
- Use with ease and without scratching the body panel or interior molding



MRS925
MOLDING REMOVER SET

- Two spring steel blades, 2" and 3-1/2", are included for all sizes of body moldings
- The replaceable blades flex to follow the body contour

PRODUCT #	DESCRIPTION	SIZE	SET
MRS925	Molding Remover Set		
LIS59320	Driver Assembly	-	•
LIS59300	Blade	3-1/2"	•
LIS59310	Blade	2"	•



SD6601
**2-PC. LIGHT COVER
REMOVAL SET**

INCLUDES:

- (1) **SD66011**
Removal Tool-Straight
- (1) **SD66012**
Removal Tool-Angled



WH6390
WINDOW HOLDER

- Holds door glass while working on the window regulator
- Works on all cars and trucks with a top door frame



LC1912A
**HEAVY-DUTY SINGLE
LIFTER CUP**

- Lift heavy loads safely
- Powerful 5" suction cup
- Hand-trigger instant release



20014C STUD LEVER COMBO

- Accurate controlled pulls every time
- Grips studs (pull pins) quickly and easily
- Standard tool works on both 2.2mm and 2.6mm studs as close as 3/8" apart
- Black pivoting base helps compress crown as dent is pulled


INCLUDES:

- (1) Straight Edge for Matching Original Contours
- (1) **STK20013** - Tab-it
- (1) **STK20014** - Stud Lever



BK1200 HEAVY-DUTY 12 LBS. BODY KNOCKER SET

- With its heavy-duty 12 lbs. hammer and multiple attachments, this body knocker set is ideal for a multitude of pulling applications



BF085SA 5 LBS. KNOCKER SET

- Square hammer with solid steel shaft

INCLUDES:

- (1) Hammer and Shaft
- (1) Nose Piece
- (1) Puller and Screw Package
- (1) Door Edge Tool
- (1) Nut Package



HAND TOOLS

SHEET METAL ACCESSORIES



DS100 SKIN ZIPPER™ DOOR SKINNING TOOL

- Air hammer driven door skinning tool that's affordable for every autobody technician
- Skins doors in less than ten minutes using self lubricating reinforced nylon head that will crimp regular or adhesive bonded skins
- Crimps the edge tightly for a professional finish with no damage to the skin in an easy two-step process
- No hammer and dolly work required
- Two side slot widths are included for thick or thin sheet metal skins

STK21891 SKIN ZIPPER™ REPLACEMENT HEAD



MB316-KIT WAX KIT

- Use on tool boxes and vehicles

INCLUDES:

- (1) Wax Applicator
- (2) Micro Fiber Polishing Towels
- (1) 16-oz. Showroom Spray Wax Body Shine
- (1) 16-oz. Super Blue Vinyl/Plastic/Rubber Tire Shine
- (1) 16-oz. Liquid Carnauba Paste Wax



HPF100 FLANGER AND PUNCH TOOL (6MM)

- Swivel head
- Max sheet thickness up to 18-gauge (0.8mm)
- Crimp and punch sheet metal (aluminum, copper, or ductile material)

CRIMP WIDTH	CRIMP WIDTH (MM)	PUNCH	PUNCH (MM)
7/8"	22	15/64"	6

Skin Zipper™ is a trademark of Steek Manufacturing Co., Inc.

HOOD AND TAILGATE SUPPORTS



HH250 HOOD PROP WITH SUPPORT

- Includes a standard hood prop plus a support to help prevent the bottom of the tool from slipping
- The 3-PC. telescoping shaft locks in any position to hold hood to the desired height
- Telescopes from 20" to 48-1/4"



17200 HATCH JAMMER XL

- Easily adjust work angle to a comfortable position and visibility
- J-hook attaches securely to striker and larger loop end locks into latch

INCLUDES:

- [1] STK17100 - Hatch Jammer
- [1] STK17150 - Extension Tube



HH1000 MONSTER TAILGATE AND HOOD HOLDER

- Tubular aluminum extends from 25" to 5'
- Holds sport utility or mini-van gates open
- Exclusive double locking system
- Special guide channel ensures the button lock to line up every time



STK21600 ANTENNA NUT WRENCH

- Fits most antenna bezel nuts, domestic, and foreign
- Rugged steel construction



LSC4870A UNIVERSAL SUPPORT CLAMP T-HANDLE

L44870 UNIVERSAL SUPPORT CLAMP WING KNOB

- Holds gas-charged lift supports found on hoods, tailgates, hatchbacks, and trunks
- Aluminum body and brass threads prevent damage to the lift support



HT142 RADIO AND ANTENNA SET

- Eleven-piece kit in molded case
- Universal antenna wrench
- Ford radio removal tool
- Deep sockets to remove and install the tamper-proof radio nuts from many GM, Chrysler, and other aftermarket radios
- Antenna nut sockets that cover most import and domestic antenna nuts



21650 ANTENNA WRENCH

- Laser cut from rugged steel
- Measures 4-1/2" x 1-1/2" X 4" along with its unique design expands coverage to more vehicles
- Works as a two, three and four notch bezel nut wrench of any diameter



ANS2965 4-PC. ANTENNA NUT SOCKET SET

PRODUCT #	DESCRIPTION	SIZE	SET
ANS2965	4-PC. Antenna Nut Socket Set		
LIS29810	Antenna Nut Socket	#1 x 1-1/4" Hex	•
LIS29820	Antenna Nut Socket	#2 x 7/8" Hex	•
LIS29830	Antenna Nut Socket	#3 x 7/8" Hex	•
LIS29600	Antenna Nut Socket	#4 x 7/8" Hex	•



HAND TOOLS

DOOR LOCK TOOLS

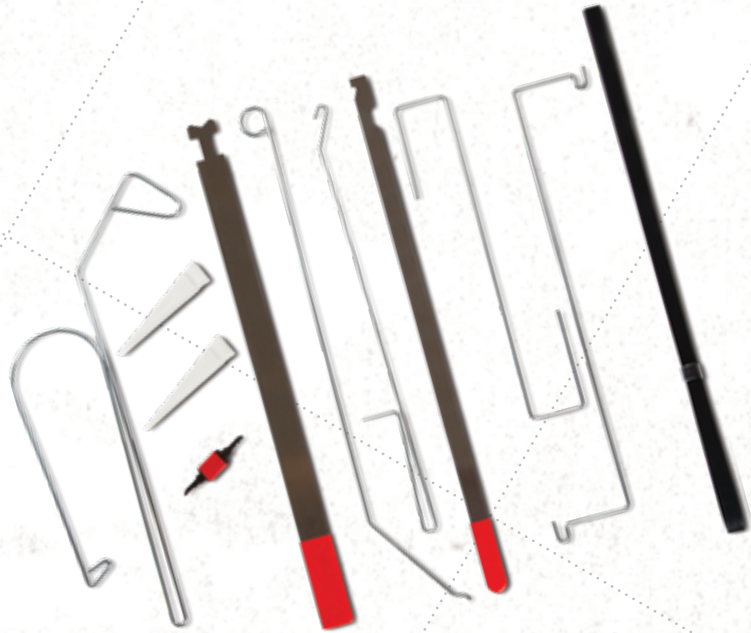
LT450K

11-PC. DELUXE MASTER AUTO LOCKOUT TOOL KIT

- Tool kit unlocks most domestic and foreign cars and trucks

INCLUDES:

- (1) LOCLT-40 - S-Hook
- (1) LOC80A - Universal Easy Jim
- (1) LOCLT-95 - Slide Jim
- (1) LT100 - Plastic Slip Jim
- (1) LT101 - Trip Jim
- (1) LOC105 - Big Jim
- (1) LOCLT-106 - Gas Cap Pick-Up Tool
- (1) LOCLT108 - Under-Window Slide Lock
- (1) LOCLT114 - J-Tool
- (2) LT271 - Plastic Door Wedge
- (1) Kit Bag




LT329

BIG EASY LOCK TOOL

INCLUDES:

- (1) Heavy-Duty One-Piece 1/4" X 56" Lockout Tool
- (1) Sure Grip Lock Button Lifter
- (1) Large Plastic Door Wedge



LT145

EASY ACCESS AND INFLATE-A-WEDGE™ KIT

INCLUDES:

- (1) Extension for Cross-Car Long-Reach
- (1) Glow-in-the-Dark Tips
- (1) Short Tip
- (1) Plastic Slip Jim
- (2) Plastic Door Wedges
- (1) Inflate-a-Wedge™



LT329G

NITE GLOW LOCK TOOL KIT

INCLUDES:

- (1) LT32922 - Easy Wedge
- (1) STK32915 - Big Easy Lockout Rod
- (1) 32920 - Big Easy Non-Marring Wedge
- (1) STK32924 - Non-Marring Paint Protector
- (1) STK32930 - Big Easy Lock Knob Lifter



LT335

2-PC. EASY ACCESS AND INFLATE-A-WEDGE™ KIT

INCLUDES:

- (1) Plastic Slim Jim
- (2) Plastic Wedges
- (1) Inflate-a-Wedge™





**LT32922
EASY WEDGE**

- Inflatable controlled opening of vehicle doors allows for insertion of the Big Easy lockout tool



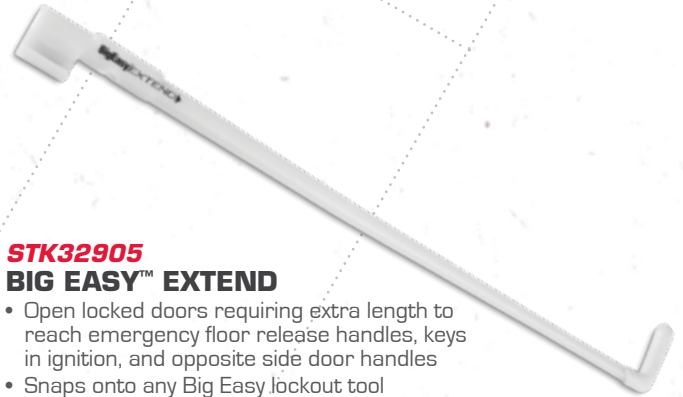
**LT275
INFLATE-A-WEDGE™**

- Durable, inflatable wedge for use with lockout tools or paintless dent removal
- Heavy-duty construction with hand pump




**LT32903
BIG EASY™ LOOP**

- Allows grabbing of door handles and locks by clipping to any Big Easy lockout tool
- Glows in the dark for visibility in dark areas



**STK32905
BIG EASY™ EXTEND**

- Open locked doors requiring extra length to reach emergency floor release handles, keys in ignition, and opposite side door handles
- Snaps onto any Big Easy lockout tool
- Made from glass-filled nylon, which provides a strong but flexible tool to adapt to any angle required to complete the unlocking process



**LT271
PLASTIC DOOR WEDGE**

- Non-marring plastic wedge for use with lockout tools



**LT276
SELF LOCKING DOOR WEDGE**

- Washboard surface of tool self locks in door
- Great when inserting inflatable air wedges
- Extra wide for extra leverage
- Holds glass steady against window rubber stripping



**32920
NON-MARRING WEDGE**

- For basic opening of car door for insertion of Big Easy lockout tool
- Non-marring material prevents damage to paint when in use

Inflate-a-Wedge™ is a trademark of LOCK TECHNOLOGY, INC.



HAND TOOLS

RIVET TOOLS



PS15-KIT PROFESSIONAL HAND PLIERS RIVET TOOL KIT

- Robust aluminum casting and vanadium-steel handle design
- Setting capacity: aluminum rivets up to 3/16" (4.8 / 5.0mm) body diameter
- Contoured handle grips for comfort
- Rivet retaining handle design for one-hand operation
- Supplied with nosepieces for 3/32", 1/8", 5/32", and 3/16" (2.4mm, 3.2mm, 4.0mm, and 4.8mm) rivets
- Supplied nosepiece wrench

INCLUDES:

- [2] Nosepieces for 3/32 - 3/16" (2.4 - 4.8mm) Rivets
- [2] Jaws for 3/32 - 3/16" (2.4 - 4.8mm)
- [1] Jaw Pusher Spring for 3/32 - 3/16" (2.4 - 4.8mm)
- [200] Assorted Rivets
- [60] Back-Up Plates
- [1] Wrench

PS15 RIVET TOOL

- Lightweight, professional grade PS15 tool

PRODUCT #	LENGTH	LENGTH (MM)	WEIGHT (KG)	WEIGHT (LBS.)
PS15	9-13/20"	245	0.6	1.3



PNT110-I-KIT

PNT110-I-KIT SAE THREAD INSERT TOOL KIT

- Ergonomically designed to fit your hand with contoured grips for comfort

INCLUDES:

- [1] 190-PC. Assortment of the most commonly used unified thread inserts to be used in a wide variety of applications
- [5] Mandrels and nosepieces for 6-32, 8-32, 10-24, 10-32, and 1/4-20 size inserts

PNT110-I SAE THREAD SETTER (TOOL ONLY)

PNT110-M-KIT METRIC INSERT TOOL KIT

- Same as the PNT110-I-KIT except in metric version

INCLUDES:

- [1] 190-PC. Variety of metric threaded inserts, ideal for use in a broad range of applications
- [4] Mandrels and nosepieces for sizes: M3, M4, M5, and M6

PNT110-M METRIC THREAD SETTER (TOOL ONLY)



PS45 HEAVY-DUTY LEVER RIVET TOOL

- Setting capacity 6.4mm diameter
- Telescopic levered high-capacity rivet tool
- Professional standard, heavy-duty steel construction
- Two-position telescopic levers extend to maximize leverage and pulling force
- Non-extended position makes tool more compact
- Supplied with nose-pieces for 3.2mm, 4.0mm, 4.8mm, and 6.4mm diameter rivets

PRODUCT #	LENGTH	LENGTH (MM)	WEIGHT (KG)	WEIGHT (LBS.)
PS45	26"	665	2.6	5-3/4



AHR274
1/4" SUPER-DUTY
AIR RIVETER

- Designed for setting all types of rivets in 3/32", 1/8", 5/32", 3/16", and 1/4" diameters
- Steel and aluminum alloy construction



AHR273
**3/16" AIR/
HYDRAULIC RIVETER**

- Comes equipped with 3/16", 5/32", 1/8", and 3/32" nosepieces
- Air pressure ranges from 85 to 110 PSI
- Ideal rivet tool for manufacturers of mobile and prefabricated homes, recreation vehicles, boats, automotive body repair, metalworking shops, and industrial maintenance departments
- Quick release air valve, incorporated into the throttle mechanism, permits cylinder to return quickly for high speed assembly operations



61946
SWIVEL HEAD RIVET TOOL

- Full 360° rotation for easy access to any application
- Steel and aluminum alloy construction

INCLUDES:
[4] 3/32", 1/8", 5/32", and 3/16" Nosepieces
[1] Wrench



60930-KIT
PLASTIC RIVET TOOL KIT

- Sets plastic rivets in one easy stroke
- One-hand operation sets all rivet sizes with a single nosepiece
- Applications for Ford, GM, and Chrysler products

INCLUDES:
[1] Rivet Tool
[4] Packs of Rivets in Assorted Sizes
[1] Plastic Storage Case

60930
PLASTIC RIVET TOOL
(TOOL ONLY)



SPRG887
SLIM-LINE PLASTIC RIVETER

- This compact plastic rivet plier is perfect for tight places
- Use on vehicles where plastic rivet clearance is minimal
- Plier is 1" tall and requires 2" clearance to fully pull rivets
- No pumping needed
- Saves time and disassembly effort
- Specifically designed for plastic rivets

INCLUDES:
• DTFDF-CT887RL 6.3mm .25" Plastic Pop Rivet (pkg. 50)
• DTFDF-CT887RS 5.0mm .197" Plastic Pop Rivet (pkg. 50)
[1] Plastic Case




HAND TOOLS

SPECIALTY BODY TOOLS



SB20017 **SUPER SEAM BUSTER**

- Quickly separates spot welded or bonded panels
- Attaches to any air hammer for faster and more efficient separating of quarter panels, rockers, bonded door skins, and any other pinch welds
- Tough steel alloy construction with a cushioned shock absorbing handle



SB1000 **SEAM BUSTER**

- Sharpened on two edges
- The sharp end allows for penetration between the panels and the side edge allows for side impact to drive the panels apart without damage
- Super tough alloy steel
- Cushioned handle absorbs shock



SBA1000 **RIGHT ANGLE SEAM BUSTER**


- Has three sharp edges that allow for penetration between the panels and both side edges allow for side impact to drive the panels apart without damage
- Save up to 15 minutes per panel replacement

L81200 **3-PC. PLASTIC CHISEL SET**

- One-piece, high-impact plastic chisels used to remove stick-on weights from aluminum wheels and gaskets without marring
- Blades can be resharpened

INCLUDES:

- [1] LIS81210 - 3/4" Blade
- [1] LIS81220 - 1" Blade
- [1] LIS81230 - 1-1/2" Blade




BT715 **EZ SCRAPER**

- High-impact hard plastic
- Blade can be resharpened with a file for optimum performance



L32860 **DOOR HANDLE SPRING RETAINER TOOL**

- Designed to prevent damage to the door components and finish
- Works on 2014 and newer GM® models



FT495E **4-PC. UTILITY WEDGE SET**

- Used to remove various trim parts on the vehicle without damaging the parts



UT730 **EASY PRY TOOL**

- Non-marring wedge
- 1 in. Blade with a curved clip end that allows easy access and removal of plastic bezels, moldings, trim and panels without scratching the surface
- Grips the stem of the clip not the head so clips don't break
- Lever action for faster, easier removal





42810
TRIM CLIP
REMOVAL PLIERS

- Designed to prevent damage to the pin or anchor
- Integrated spring makes tool easier to use
- Built-in cutter allows technician to cut off fastener head in stubborn applications
- Also capable of removing automotive fuses from panel
- Narrow tip design works great on ATO, Micro, Mini Blade, Maxi and Pal type fuses



L51880
180° SPOT WELD CHISEL

- Separates spot welded panels
- Use to separate panels after the spot weld has been drilled out



RSD6425
RATCHETING SCREWDRIVER

- Works in tight places
- Excellent for dash, molding, and under-hood work
- Ratchet action with infinite settings

PRODUCT #	DESCRIPTION	SET
RSD6425	Ratcheting Screwdriver	
RSD6425-30	Straight Slot Bit with Knob	•
RSD6425-33	No. 2 Phillips® Bit with Knob	•
RSD6425-60	Handle	•



BTC27
27-PC. BODY CLIP SET

- Perform on a wide variety of trim work and other delicate applications
- Non-marring impact resistant plastic
- Slim design for work in tight areas



DST2190
DOOR SPRING TOOL
FOR GM® LIGHT TRUCKS

- Compresses spring for easy, safe removal
- Sides safely enclose spring
- Heat-treated, high carbon steel



L34920
DOOR LATCH RELEASE TOOL

- Releases the cable from the handle assembly so the door panel
- Works on 2007-2013 Chevy® and GMC® pickups, Suburban®, Tahoe®, Avalanche®, and Yukon® vehicles



RR52-KIT
52-PC. RADIO REMOVAL KIT

- Easily removes the radio without damaging the radio or dash panel
- Works with Pioneer®, Kenwood®, Sony®, Clarion®, and more
- Popular tools needed to remove the radio from the dash on the following vehicles: BMW®, VW®, Audi®, and Mercedes-Benz®



S240P
DZUS® FASTENER TOOL

- Designed for DZUS fasteners which are used on race cars to hold body panels to frame and also used on aircraft engine compartment panels

OVERALL LENGTH	OVERALL LENGTH (MM)	TIP THICKNESS	TIP WIDTH
6-1/16"	153.9	3/64"	35/64"



RR170A
FORD® RADIO REMOVAL TOOL

- FOR USE ON:**
- 1987-current Mustang®
 - 1988-current Tempo®/Topaz®
 - 1989-current Continental
 - 1990-current Taurus®/Sable®, Probe®, Ranger®/Bronco II®, Crown Victoria®/Grand Marquis®, Lincoln Town Car®, Mark VII® and Thunderbird®/Cougar®

Phillips® is a trademark of Phillips Screw Company

HAND TOOLS

UPHOLSTERY TOOLS AND SCRAPERS



UTS024A
6-PC. UPHOLSTERY AND TRIM SET

UTS036A
2-PC. SMALL UPHOLSTERY TOOL SET


- **UT026A** "V" notch and **UT027A** "U" notch upholstery tools handle all styles of clips
- **UT028A** "U" notch and **UT029A** "V" notch small trim and tack tools remove trim, molding, and emblems.
- **UT031A** upholstery tucking tool for tucking head liners and seat cushions has rounded edges to protect material from damage
- **UT018A** removes hinged side door panels
- Wide blades which are less likely to damage painted and upholstered surfaces
- Ergonomic design handles with thumb stop for maximum control

PRODUCT #	DESCRIPTION	SET
UTS024A	6-PC. Upholstery and Trim Set	
UTS036A	2-PC. Small Upholstery Tool Set	
UT018A	Reversed Door Panel Tool	•
UT026A	Ergo "V" Panel Clip Tool	•
UT027A	Ergo "U" Panel Clip Tool	•
UT028A	Small Ergo "U" Panel Clip	• •
UT029A	Small Ergo "V" Panel Clip	• •
UT031A	Upholstery Tucking Tool	•



L56200
AIRBAG RELEASE TOOL

- Guide the fork end of the tool through the access hole on the rear of the steering wheel so the fork straddles the hook
- Push down on the handle to remove the wire clip from the hook



UT12SBB
2-PC. MAC-GRIP™
UPHOLSTERY TOOL SET

- Rubberized Mac-Grip™ handles provide maximum comfort and grip
- Pulls body clips from body reducing risk of damage to panels and clips

INCLUDES:

- [1] **UT1BB** - Standard Upholstery Tool
- [1] **UT2BB** - Extended Upholstery Tool

UPHOLSTERY TOOLS

- Removes a variety of door and body trim fasteners
- Comfort-Grip™ handle

PRODUCT #	DEPTH	OPENING WIDTH
UT3VA	9/32" "V" Notch	3/32" "V" Notch
UT4UA	1/2" "U" Notch	11/32" "U" Notch
UT5VA	3/32" "V" Notch	9/32" "V" Notch



L35400
UPHOLSTERY TOOL

- Place the tool under the edge of the door panel and insert into fastener as far as possible ... then simply pry up
- Rugged tool with a large comfortable handle
- For use on plastic fasteners

**"THE MAC TOOLS GEAR-DRIVEN AIR
SAW'S POWER AND SMOOTHNESS
ARE SECOND TO NONE.**

**A GREAT TOOL FOR ANY
FABRICATION NEED."**

KEVIN WIMER
FABRICATOR AT MICHAEL SHANK RACING

CHECK OUT MPS1911
ON PAGE 413



HAND TOOLS

SCRAPERS



PKES3PTB 3-PC. BOLSTERED STAINLESS STEEL SCRAPER SET

- Soft, comfortable grips for easy handling

PRODUCT #	DESCRIPTION	SIZE	SET
PKES3PTB	3-PC. Bolstered Stainless Steel Scraper Set		
PKES1B	Bolstered Stainless Steel Scraper	1-19/64"	•
PKES2B	Bolstered Stainless Steel Scraper	2"	•
PKESB1B	Bent Bolstered Stainless Steel Scraper	1-19/64"	•



11-921A HEAVY-DUTY UTILITY KNIFE BLADES

- Precision-honed edge for consistent cut and extended cutting life
- 100-Blade dispenser



PK531 URETHANE KNIFE

- Made from heavy-duty steel and aluminum
- Extra reach to cut hardened urethane down to the dash line
- Can be extended to any length by adding a piece of electrical conduit
- Uses standard utility knife blades, like **11-921A**
- Welding cable: 12

PK532 FLAT 24" URETHANE KNIFE

- Long reach provides cutting leverage and distance needed in today's long dash windshields
- Screws that secure the blade are flush mounted to prevent damage to dash and molding
- Centered blade can be used from either side
- Uses utility knife blades like **11-921A**





L41080
45° TRIM CLIP PLIERS

LIS42060 (NOT SHOWN)
30° PUSH PIN PLIERS

- Designed for easy fastener removal while helping to prevent damage to fasteners and body panels
- Angled head for leverage when prying



L41090
90° TRIM CLIP PLIERS

42070 (NOT SHOWN)
80° PUSH PIN PLIERS

- L42480**
PANEL CLIP REMOVAL PLIERS
- Designed for easy fastener removal while helping to prevent damage to fasteners and body panels
 - Angled head for leverage when prying



42050
PUSH PIN PLIERS

- For easy removal of plastic push pin type panel fasteners with center pins
- Pointed pliers tips will not damage the pin or anchor
- Fits in tight spaces
- Overall Length: 7-1/2"



BT217
TRIM CLIP PLIERS

- Grips the stem and reduces broken clips



HT056
BODY CLIP PLIERS

- Remove push pins and body clips from recessed or have limited access areas
- Long reach ends help pop the clip off
- Glass-filled nylon handles



BT55
BODY CLIP TOOL

- Steel levers enclosed in PMS plastic prevent scratches
- Tips have a special angle and size that will remove any clip found on trim, bumpers, etc.



TIN SNIPS

- Treated for strength, toughness, and durability
- Cuts up to 18-gauge cold rolled sheet steel

PRODUCT #	CUT	CUT (MM)	HANDLE COLOR	LENGTH	LENGTH (MM)	TYPE
TS1	1-3/8"	34.9	Green	10-1/2"	266.7	Right
TS2	1-3/8"	34.9	Red	10-1/2"	266.7	Left
TS3	1-1/2"	38.1	Yellow	10-1/2"	266.7	Straight



WELDING AND CUTTING TORCHES



HAGP18 PROPANE HEAT GUN

- Used with standard propane cylinder for portability
- Temperature up to 1,000° F (538° C)



ST300 MINI TORCH WITH REFILLABLE CARTRIDGE

- Uses refillable **STRC30** cartridge (included)
- Flame temperature 2,500° F (1,300° C)
- Piezo start
- Butane gas only



ST230 PRO SUPER TORCH

- 2,500° F Adjustable flame
- Automatic piezo ignition
- Precise flame adjustment
- Dual fuel and air controls
- Up to four hours use on each filling
- Drop-resistant housing
- Larger, easy-to-use controls
- Use at any angle with hands-free base
- Uses standard butane fuel



ST560 BUTANE-POWERED JUMBO TORCH

- 2,450° F Adjustable flame
- Automatic piezo ignition
- Precise flame adjustment
- Comfortable grip design
- All metal internal construction
- One-piece hoseless internal design
- Impact resistant housing
- Larger, easy-to-use controls
- Uses standard butane fuel





**ST115
SUPER TORCH
SOLDERING TOOL**

- Waterproof piezo automatic ignition
- Uses standard butane fuel – capacity for up to two hours of use
- Long life catalytic tips
- Power Range: 30W - 100W

APPLICATIONS:

- Automotive, truck and aviation repair
- Install heat shrink tubing
- Solder circuit boards
- Loosen rusted nuts and bolts
- Can also be used as a torch with a flame of 2,400°F



**WALLG400C
TRIG-R-HEAT SOLDERING GUN**

**WALLG400TE (NOT SHOWN)
1/4" PYRAMID TIP**

- High-performance soldering gun for medium to heavy-duty work
- Instant tip heat; attains high tip temperature with reduced current consumption
- Balanced pistol grip handle for comfortable use
- Convenient trigger provides instant heat control

LENGTH	LENGTH (MM)	WELDING CABLE
9-1/4"	234.9	15



**WALLG2000K
MULTI-PURPOSE
SOLDERING GUN KIT**

- Versatile soldering gun for lightweight repairs, small electric wiring, and electronics work; solid state
- Element heats tip quickly
- Hand grip trigger provides instant heat response
- Pistol grip design is easy-to-use

INCLUDES:

- (2) Interchangeable Tips
- (1) 1-oz. Rosin Core 50/50 Solder





TIG2010
200-AMP AC/DC TIG WELDER 110-240V

This professional AC/DC TIG welder provides 200 amps of pulsed welding power for an extended 40% duty-cycle and is capable of welding all steel and aluminum alloys from #20GA to 3/8" with foot pedal control. Standard unit includes auto-switching 110-240VAC input power factor correction (PFC) design for .99 efficiency and operator selectable ignition, output power, wave-forms (3), frequency, pulse rate and pre/post gas flow.

- Pulse power selection for thinnest aluminum materials
- Wave Form selection: Square, Sine and Trapezoid
- 200 Amps of infinitely adjustable output power (5-200A)
- 40% Duty-cycle at maximum output (200A)
- Power Factor Correction (PFC) circuit is 99% efficient
- Switching power supply 110-240VAC line with dual plugs
- Foot pedal has potentiometer to narrow the current range for greater accuracy

INCLUDES:

- (1) SR17 TIG Torch with 12.5' Plug Cable
- (1) 200-Amp Work Clamp with 10' Plug Cable
- (1) Foot Pedal Control with Trim Potentiometer
- (1) 16' Circular Connector Cable
- (1) 200-Amp Electrode Holder with 10' Plug Cable
- (1) Dual-Gauge Gas Regulator
- (1) AK-2 Torch Kit

WELDING AND CUTTING

TIG WELDERS



TIG180 **DC PULSE TIG WELDER**

- 180 Amps of DC power capable of TIG or MMA/Stick welding all-steel alloys from #20 GA to 3/16"
- Dual 110-240 volt input capability and adjustable output power, with optional pulse, for controlled welds on thin-walled tube to standard plate materials including mild carbon, chrome moly, and stainless steel
- IGBT inverter power supply with epoxy sealed components and 0.99 efficiency PFC dual-voltage circuit in a compact air-cooled cabinet with a high duty-cycle rating
- Graphic digital control panel with LED welding parameter display
- Variable output power from 5-180 Amps
- Lift-arc or HF start
- Adjustable pulse power
- Pre- and post-shield gas settings
- Auto over-temp and over-voltage protection
- Adjustable foot pedal control

INCLUDES:

- (1) Pulsed Inverter Power Supply with Dual Voltage
- (1) **SR17** TIG Torch with 12.5' Quick-Connect Welding Cable
- (1) 200 Amp Work Clamp with 10' Quick-Connect Welding Cable
- (1) 200 Amp Electrode Holder with 10' Quick-Connect Welding Cable
- (1) Foot Pedal Control with Trim Potentiometer and 16' Direct-Connect Cable
- (1) 115V Jump-Power Cord
- (1) Dual-Gauge Gas Regulator
- (1) AK-2 Torch Kit

PRODUCT #	DUTY CYCLE	OUTPUT POWER	DIMENSIONS W x H x D	INPUT POWER	WEIGHT LBS. / KG
TIG2010	200 Amps @ 40%	5-200 Amps	20" x 7.5" x 13.5"	110-240VAC @ 30 Amps	32 / 14.5
TIG180	180 Amps @ 35%	5-180 Amps	17.75" x 5.31" x 10"	110-240VAC Single-P 50/60 Hz	17 / 7.5





MW138N
138-AMP PORTABLE INVERTER MIG WELDER

- Versatile with infinitely adjustable wire speed and output power for both gas (MIG) and no-gas (Flux-cored) welding.
- Powerful and efficient 130-Amp at 20% duty-cycle inverter power supply, welds 3/16" steel in a single pass
- Features IGBT inverter power supply with epoxy-sealed components in a compact tool box grade steel air-cooled cabinet
- Infinitely variable wire speed and output power from 35-138-Amps
- Electronic over-temp sensor with auto reset
- Gas and no-gas capabilities
- Adjustable gas regulator and extended UV/IR welding cables on torch and ground clamp for any application

INCLUDES:

- (1) 138-Amp Inverter Power Supply with 115Vac Power Cord
- (1) **NM14** MIG Gun And 200-Amp Work Clamp with UV/IR Welding Cables
- (1) Dual-Gauge Gas Regulator With Brass Hose Fittings
- (1) Mild Steel And Flux-Cored Welding Wire
- (1) Spare Contact Tip

MW148N
140-AMP INVERTER MIG WELDER

- IGBT inverter power supply with epoxy sealed components in a compact toolbox grade steel air-cooled cabinet
- Infinitely variable wire speed
- LED status indicators
- Electronic over-temp sensor with auto reset
- 4" and 8" spool holder
- Gas and No-Gas capabilities
- Adjustable gas regulator
- Extended UV/IR welding cables on torch and ground clamp for any application
- Wire Sizes: .024", .030", .035" on 4" or 8" spools

INCLUDES:

- (1) Power Supply With 115VAC Power Cord
- (1) SL15 MIG Gun
- (1) 200A Work Clamp With UV/IR Welding Cables
- (1) Dual-gauge Gas Regulator
- (1) Mild Steel Welding Wire

WELDING AND CUTTING

MIG WELDERS



MW208N 200-AMP INVERTER MIG WELDER

- IGBT inverter power supply with epoxy sealed components in a compact toolbox grade steel air-cooled cabinet
- Infinitely variable wire speed
- LED status indicators
- Electronic over-temp sensor with auto reset
- 4" and 8" spool holder
- Gas and No-Gas capabilities
- Adjustable gas regulator
- Extended UV/IR welding cables on torch and ground clamp for any application
- Wire Sizes: .024", .030", .035" on 4" or 8" spool

INCLUDES:

- (1) Power Supply With NEMA5-60P Power Cord
- (1) SL15 MIG Gun
- (1) 200A Work Clamp With UV/IR Welding Cables
- (1) Dual-gauge Gas Regulator With Brass Hose Fittings
- (1) .030" Mild Steel Welding Wire



MW200S SYNERGIC 200-AMP MIG/TIG/STICK 3-IN-1 WELDER

- LCD selectable Synergic MIG welding programs for steel, aluminum, and silicone bronze alloys, from #20GA to 7/16"
- 110/240V input producing up to 200 amps
- IGBT inverter power supply with epoxy sealed components and 0.99 efficiency PFC dual voltage circuit in a compact air-cooled cabinet with the high duty-cycle rating (35% @ 200 Amps)
- In the DC TIG mode, lift-arc start, pre and post shield gas settings
- Includes adjustable foot pedal control make quick work for welding on mild, stainless and/or chrome moly materials
- For TIG welding of STEEL ONLY: - (no aluminum TIG with this unit)
- Optional SG200 aluminum spool gun may be added for synergic MIG welding on all aluminum alloys
- Input Power: 110-240VAC Single-P 50/60 Hz
- Output Power: 5-200 Amps (DCV)
- Input Current: 37 amps (Max. @ 208VAC)
- Duty-Cycle: 35% @ 200 Amps
- Dimensions: 21.62" x 8.43" x 15.56" (550 x 214 x 395mm)

PRODUCT #	DUTY CYCLE	INPUT POWER	OUTPUT POWER	DIMENSIONS	WEIGHT KG / LBS.
MW138N	138-Amps @ 20% 70-Amps @ 100%	115VAC 50/60 Hz	18-24DC @ 138-Amps	17.5" x 7.5" x 16.25"	32 / 14.5
MW148N	140 Amps @ 35%	115VAC 50/60 Hz	18-24DC @ 35-140-Amps	18.3" x 8.42" x 15.5"	24 / 7
MW200S	200-Amps @ 35%	110-240VAC Single-P 50/60 Hz	208VAC @ 35-Amps	21.62" x 8.43" x 15.56"	31 / 15
MW208N	200 Amps @ 35%	208-240VAC 50/60 Hz	18-24DC @ 30-200 Amps	18.3" x 8.42" x 15.5"	24 / 7



WELDING AND CUTTING

MIG WELDERS



GREAT TO
WORK WITH



MW260D
260-AMP MIG WELDER
1/2" PRODUCTION

- This professional 260-Amp shop MIG welding system provides maximum 14-step output power with dual chokes on a standard 230V circuit and is capable of welding #24 gauge to 1/2" with steel wire from 0.030" to 0.045" diameter
- Spool gun ready for aluminum from #22 gauge to 7/16"
- System rated 250-Amps at 30% DC with 0.023-0.045" wire drive
- Direct-connect earth clamp and cable, brass gas regulator and hose, mild-steel welding wire, and complete operator instruction manual

MW260DSG
260-AMP MIG WELDER
WITH SPOOL GUN

INCLUDES:
MW260D and MWSPLGUN

MWSPLGUN
SPOOL GUN WITH DIRECT-CONNECT
20' CABLE, 3/8" MAXIMUM - 185-AMPS

- Direct-connect feature allows for switch on-the-fly operation when used with MW260D welder and 20' integral power/gas/control cable assembly, allowing for maximum flexibility
- Rugged and compact this heavy-duty spool gun is ideal for all automotive, truck and trailer, farm equipment, food service, and industrial aluminum welding jobs

INCLUDES:
[1] 185-Amp Spool Gun with 0.035" Contact Tip
[1] 20' Direct-Connect Cable Assembly with Twist-Lock Plugs

PRODUCT #	DUTY CYCLE	INPUT POWER	OUTPUT POWER	DIMENSIONS	WEIGHT KG / LBS.
MW260D	160-Amps @ 60%	230VAC @ 38-Amps	22VDC @ 260-Amps	17-1/2" x 31-1/2" x 31"	100.2 / 221

PLASMA CUTTING SYSTEMS

- High efficiency electronic inverter power supply
- Clean-cut infinitely adjustable output power
- Professional grade duty-cycle performance
- Microprocessor control with LED indicators
- Continuous pilot arc ignition for all surfaces
- Adjustable air regulator/filter with gauge
- Ergonomic torch with trigger guard
- Heavy-duty earth clamp

INCLUDES:

- (1) 3-Wire UL Power Cord
- (1) NPT40 Plasma Torch
- (1) HD Work Clamp with 13' Uvir Welding Cable
- Spare Cutting Tips and Electrodes
- (1) Operator Manual



PCA68

PRODUCT #	DESCRIPTION	INPUT VOLTAGE	OUTPUT CURRENT	SUPPLY AIR	DUTY-CYCLE	CLEAN CUT / SEVER CUT THICKNESS	DIMENSIONS IN.	WEIGHT KG / LBS.
PCA48	40-Amp Inverter Plasma Cutter	110-240VAC @ 22A	18-Amps	70 PSI (4.8 bar) @ 3.5 CFM (100 lpm)	40% (230V) & 100% (115V)	1/2" / 1"	17" x 5.125" x 11.187"	17 / 7.7
PCA48C	40-Amp Inverter Plasma Cutter with Compressor	208-240VAC @ 25A	20-40-Amps	Internal Air Compressor	40% @ 40 amps	1/2" / 1"	23.25" x 9.45" x 17"	40 / 18
PCA68	60-Amp Inverter Plasma Cutter	208-240VAC @ 50A	60-Amps	75 PSI (5.0 bar) @ 5.5 CFM (105 lpm)	90% @ 60A (40°C/10 min.)	3/4" / 1-1/4"	23.25" x 9.45" x 17"	53 / 24



MWC1000 WELDING CART

- Heavy-duty steel construction
- MIG gun and ground lead holders on both sides
- Rear wheels are 8" x 2"; front swivel wheels are 3" x 3/4"
- 21-1/4" x 13" Top shelf
- 21" x 13" Middle shelf
- 33" x 13" Bottom shelf

INCLUDES:

Cylinder Holding Chains



ET1224AZ ANTI-ZAP SERVICE MINDER

- Prevents damage to sensitive electronic systems during welding from high voltage spikes



MIG WELDING WIRE STEEL ALLOY/SOLID

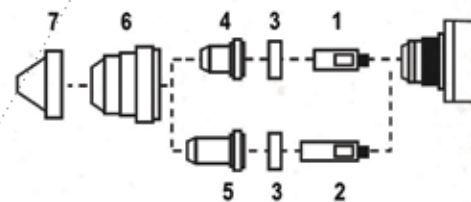
- ER-70-S6 Alloy welding wire for high-strength steel repairs

57004-ER70S623
0.023 x 4" x 2#

57004-ER70S-623
0.023 x 8" x 10#

57004-ER70S630
0.030 x 4" x 2#

57004-ER70S-630
0.030 x 8" x 10#



ACCESSORIES:

PLASMA TORCH CONSUMABLES

	PRODUCT #	DESCRIPTION
1	57004-907N0110	Electrode Standard
2	57004-907N0111	Electrode 45 Amp
3	57004-907N0106	Swirl Ring
4	57004-907N1167	Cutting Tip 20 Amp
4	57004-907N1168	Cutting Tip 30 Amp
5	57004-907N1170	Cutting Tip 45 Amp
6	57004-907N1160	Shield Cup
7	57004-907N0010	Stand-Off 40 Amp with Red Trigger
7	57004-907N6444	Stand-Off 40 Amp with Black Trigger



WELDING AND CUTTING


STUD PULLING

MWS3000 **STUD WELDER** **AUTOSPOT DC (230V)**


- Simple-to-use, digital touch-pad dent pulling system with timed, automatic, and manual control
- Compact hand-held gun with in-line or 90° tip holders allows pull pins and washers to be quickly set in tightest of space
- Quick weld-point earth connect tip on high powered welding cable makes positive connections for secure pulls in any location



WS1101



MWS1002



WS2101



MWS1061

PRODUCT #	DESCRIPTION	SIZE
WS1101	Stud Pin Steel	2.2 (500PK)
WS1102	Stud Pin Steel	2.6 (500PK)
WS2101	Stud Wiggle Wire	1.0 (1LB)
WS1161	Stud Washer Steel	180 (100PK)



GREAT TO WORK WITH™

WS1100A STUD GUN SUPER KIT

- Recommended for multiple-user shops, shrinking panels and/or low voltage applications (poor wiring or long extension cords, etc.)
- Powerful transformer, designed for high production environment
- Great for shrinking panels with **UNI1007** shrink tip
- Lightweight, high impact, flame retardant housing
- Super sensitive trigger in handle for one-hand operation
- Works in reduced voltage situation with built-in overload protection
- Grounded 3-wire 14-gauge 7' cord
- No more dropped studs with "Stud Ease" technology, exclusive to Mac Tools stud welders – holds the stud in place no matter what direction the stud welder is pointed
- "Stud Ease" technology available as a **WS1145** adapter to upgrade existing Mac Tools stud welders



WS275A HOT SPOT STARTER KIT

- The best value starter kit for the progressive autobody repair technician, with "Stud Ease" technology
- No more dropped studs with "Stud Ease" technology, exclusive to Mac Tools stud welders – holds the stud in place no matter what direction the stud welder is pointed
- "Stud Ease" technology increases accuracy and welds studs easier and faster
- Powerful transformer with lifetime guarantee
- Lightweight, high impact, flame retardant housing
- Super sensitive trigger in handle for one-hand operation
- Built-in overload protection
- Grounded 3-wire 14 gauge 7' cord



WS1128 REPAIR KIT

- For WS1116

PRODUCT #	DESCRIPTION	SET	
WS1100A	Stud Gun Super Kit		
WS275A	Hot Spot Starter Kit		
WS1101	Flexpert Pulling Studs 2.2mm	•	•
WS1102	Heavyweight Pulling Studs 2.6mm		•
WS1104	Stud Welding Tip	•	•
WS1116	Deluxe "T" Handle Slide Hammer	•	•
WS1195	Mini Puller		•
UNI1003	Body Side Molding Rivets		•
UNI1005	Molding Rivet Tip		•
UNI1007	Shrink Tip		•



WS1102 HEAVYWEIGHT PULLING STUDS 2.6MM

- Copper plated and corrosion-resistant coating
- Box of 500

WS1101 FLEXPERT PULLING STUDS 2.2MM



- ## WS1180 UNI-CLAMP MULTIPLE STUD PULLER
- Eliminates risk of cutting through stud shank
 - Studs receive equal pulling pressure
 - Comes complete with shackle and screw wrench



- ## WS1195 MINI PULLER
- Pulling small dents, like door dings, hail dents, and other light damage
 - Use with any welded stud 1.9mm to 2.8mm
 - Eliminates over pulling; one-hand operation and quick-release cam



WELDING AND CUTTING

WELDING ACCESSORIES



MWP0850 HANDY PLASTIC WELDER KIT

- Low voltage output
- Safe and reliable (with overheating protection) and convenient
- Six functions: plastic welding, stapling, ironing surface, heating cut, repairing bi holes, and lead-tin soldering

INCLUDES:

- (4) Kinds of Staples
- (1) Heating Knife
- (1) Plastic Box

CODE	POWER VOLTAGE	PHASE	OUTPUT VOLTAGE	MAXIMUM OUTPUT	DIMENSION IN. / MM	WEIGHT LBS. / KG
19273	120V	1PH	1.3V	45A (welding) 7A (stapling)	9.4" x 1.9" x 2.5" 239 x 49 x 66	1.65 / .75



URE5700HT AIRLESS PLASTIC WELDER

- Mini-weld plastic welder is ideal for any type of automotive plastic
- High welding temperatures and faster welding provided by 80W welding element

INCLUDES:

- Seven Types of Standard Plastic Welding Rod and Our Revolutionary Uni-Weld Ribbon Universal Repair Rod
- (1) Instructional Video Tape
- (1) Temperature Control

- (2) Welding Tips
- (1) Reinforcing Mesh
- (1) Stainless Steel Wire Brush
- (1) Welder Stand
- (1) Blow-Molded Case



HC1175 HOLE CUTTER KIT

- Hole cutter for use on steel, sheet metal, wood, and plastic
- Steptooth design cuts materials up to 1/4" thick
- 5/16" to 3/4" Diameter



PRODUCT #	DESCRIPTION	PACK QUANTITY
PRZ50N	Hot Staple N Wide	50
PRZ50Z	Hot Staple Z Stitch	50

PRODUCT #	DESCRIPTION	SIZE	SET
HC1175	Hole Cutter Kit		
HC104	Hole Cutter	5/16"	•
HC108	Hole Cutter	3/8"	•
HC112	Hole Cutter	7/16"	•
HC116	Hole Cutter	1/2"	•
HC120	Hole Cutter	9/16"	•
HC124	Hole Cutter	5/8"	•
HC132	Hole Cutter	3/4"	•
HC083	Pilot	-	•
HC088	Arbor with Spring and Pilot	-	•
BLR11655	Stop Washer	Large	•
BLR11656	Spacer Washer	Small	•

GREAT TO WORK WITH™



C3X
3/8" SPOT WELD CUTTER

- Double-end blade
- Three per pack



C117X
3/8" SPOT WELD CUTTER

P3P
3-PK. REPLACEMENT PILOT POINT

- Double-end blade
- 1/4" Arbor with retractable pilot



SWCK4548
4-PC. SPOT WELD DRILL KIT


- Includes the four most popular sizes of spot weld drills: 1/4", 5/16", 3/8", and 1/2"
- Each drill has a self-centering point to stay sharp longer
- Made of M-2 steel and can be used with either an electric or pneumatic drill



SWC900
SPOT WELD CHISEL

- Separates spot welded panels
- Use to separate panels after the spot weld has been drilled out
- Panels are separated without damage
- The blade is sharpened on three sides and offset for clearance

Note: The sharpened edges will wear with use



VCT1423-0016
WELDING TIP CLEANER

- Cleans thirteen sizes

INCLUDES:
(1) Cleaning File



PWP23230
PLUG WELD PLIERS

- Copper alloy backing plate prevents burn-through
- Fast and convenient way to clamp flanges

VCT0387-0465
HEAVY-DUTY SELF-IGNITING TORCH

- Ignites to top heat output instantly
- Trigger activated igniter produces instant on/instant off flame
- Brass general purpose burn tip provides flame necessary to accomplish a wide variety of tasks
- Burns Mapp® or propane fuel



SRK12237
WELDER'S LIGHTER

- Extra-large hood traps more gas for positive ignition
- Replaceable spark tip produces up to 2,000 ignitions
- High-tensile spring wire construction
- Overall length: 8" (203.2mm)

VCT1423-0032
WELDER'S LIGHTER REPLACEMENT FLINTS



WELDING AND CUTTING

WELDING PROTECTION



WH90749
AUTO-DARKING
WELDING HELMET



WH90753
AUTO-DARKING WELDING
HELMET WITH GRIND MODE



WH90750
LARGE WINDOW AUTO-DARKING
WELDING HELMET
WITH GRIND MODE

PRODUCT #	LIGHT STATE	DARK STATE	VIEWING AREA MM	SWITCH TIME MS	NUMBER OF SENSORS
WH90749	DIN 4	DIN 9-13	92 x 42	0.1 ms to 0.8 delay	2
WH90753	DIN 4	DIN 9-13	92 x 42	0.1 ms to 0.8 delay	2
WH90750	DIN 4	DIN 9-13	99 x 67	0.1 ms to 0.8 delay	4



MIG WELDING GLOVES

- Premium leathers provide increased dexterity versus low-quality leathers
- Ribbed sure-fit cuff
- Reinforced palm pattern
- Double-stitched seams for additional strength

MACWELD-MIG-L L
MACWELD-MIG-XL XL
MACWELD-MIG-XXL XXL



STICK WELDING GLOVES

- Extended cuff design for additional forearm protection
- Seamless index finger
- Premium leathers provide increased dexterity versus low-quality leathers
- Reinforced palm pattern

MACWELD-STK-L L
MACWELD-STK-XL XL
MACWELD-STK-XXL XXL



TIG WELDING GLOVES

- Flexible and form-fitting
- Easy On/Off cuff design
- Seamless index finger
- Premium leather construction
- Synthetic FR padded knuckle protection
- Extended cuff for protection

MACWELD-TIG-L L
MACWELD-TIG-XL XL
MACWELD-TIG-XXL XXL



S3208
GAS WELDING AND BRAZING SPECTACLES



FABRICATOR GLOVES

- Premium goatskin palm
- Heat-resistant Cut-2 palm
- FR-Infused silicone back of hand
- Adjustable cuff enclosure
- Padded knuckle impact protection
- ANSI A2 cut resistance

MACFAB-M M
MACFAB-L L
MACFAB-XL XL
MACFAB-XXL XXL



SECTION

16

SPECIALTY TOOLS



SUB-CATEGORIES:

694
DRIVETRAIN

726
EMISSIONS

716
IGNITION

728
TESTING

720
FUEL


735
PULLERS

742
EQUIPMENT



DRIVETRAIN

FAN CLUTCH TOOLS



L43850 FAN CLUTCH WRENCH SET

- For pressed-on water pump pulleys
- 1/2" square drive allows the technician to use either a ratchet or breaker bar in tight spaces
- Works with Chrysler®, GM®, and Ford®

PRODUCT #	DESCRIPTION	SET
L43850	Fan Clutch Wrench Set	
LIS43580	GM® (Gas), Jeep®, and Dodge®	•
LIS43840	09 and Newer Dodge® Hemi™	•
LIS43860	GM® DURAMAX® Diesels '01-'06	•
LIS43870	Ford® 6.7 Diesels '11 and Newer	•
LIS43890	Fits all sizes of water pump pulley bolts	•

FCWAHSET-100 PNEUMATIC FAN CLUTCH WRENCH SET

- Quickly removes and installs fan clutch using a .401 shank air hammer
- Faster and easier than conventional fan clutch wrenches – no holding wrench is necessary
- Set includes seven driving wrenches that fit Ford®, GM®, Chrysler®, and Jeep®
- 47mm Size fits Ford® 6.0L and 6.4L Power Stroke

PRODUCT #	DESCRIPTION	SET
FCWAHSET-100	Pneumatic Fan Clutch Wrench Set	
L43370	Handle Assembly	•
LIS43380	32mm Wrench	•
L43390	36mm Wrench	•
LIS43440	40mm Wrench	•
PFW47	47mm Wrench	•
LIS43410	1-7/8" Wrench	•
LIS43420	2" Wrench	•
LIS43430	7/8" Wrench	•
LIS43470	Case	•

694

MAC
TOOLS



WARNING: Cancer and Reproductive Harm - p65warnings.ca.gov
For more info click-on MACTOOLS.COM/PROP65

Duramax is a registered trademark of General Motors, LLC

FCW6120
FAN CLUTCH WRENCH KIT

INCLUDES:

- (1) FCW61600 Universal FCW holder
- (1) FCW95210 Dual end wrench



FCW61600
UNIVERSAL FAN CLUTCH
WRENCH HOLDER

FCW95210
DUAL END WRENCH - 36 x 48

- Works on all fan clutches that have bolt-on pulleys on the water pump
- Works with Chrysler®, GM®, Ford®, Land Rover®, and Mazda® (not including the 4.9L 6-cylinder Ford®)



FCW9980A
FCW FOR CHRYSLER® / GM®

- Late model domestic gas engines for Chrysler®/GM®. When used with FCW95210 the following fan clutches can be serviced: GM® 4.8L V-8, 5.3L V-8, and 6.0L V-8; all 1999 and later gas engines without pulley bolts
- Chrysler® 3.7L V-6, 3.9L V-6, 4.7L V-8, 5.2L V-8, 5.9L V-8, 8.0L V-10 1998 and later
- Chrysler® engines using factory replacement water pumps for the following engines: 3.9L V-6, 5.2L V-8, 5.9L V-8 1993 and later also, 8.0L V-10 1997 and later



FCW6150B
FCW FOR GM®

- 4-Pin #6150B GM® late model diesel engines
- For pressed-on water pump pulleys
- Used with FCW95210 can service fan clutches on GM® 6.5L diesels 2000-01, GM® Isuzu® DURAMAX® 6.6L engines starting in 2001



ASW661
VARIABLE PIN
SPANNER WRENCH

- Universal design fits many different types of pulleys having slots or holes, including camshaft pulleys and crankshaft pulleys
- Wrench is adjustable from 1-1/4" to 5"
- Works with a 1/2" ratchet or breaker bar
- Blow-molded case



DH754
UNIVERSAL PULLEY/FAN
CLUTCH HOLDING TOOL

- Universal design fits many different size pulleys having slots or holes, such as camshaft pulleys or crankshaft pulleys
- Adjustable from 1-1/2" to 8-5/8"
- Interchangeable 6, 8, 10, and 11mm step pins
- Long handle enables technician to easily hold the pulley when tightening or loosening retaining bolts
- Blow-molded case

Duramax is a registered trademark of General Motors LLC.



DRIVETRAIN

SPECIALTY WRENCHES AND SOCKETS



S40P MANIFOLD AND STARTER WRENCH

- Used for accessing hard-to-reach 5/8" manifold and starter bolts

OPENING SIZE	OVERALL LENGTH IN. / MM
5/8" x 5/8"	11" / 279.4



SC200P 4-PC. HEAD BOLT SOCKET SET

- 4-1/2" Overall length
- Black oxide finish for corrosion protection
- Applies to Honda®, Nissan®, and Toyota®

INCLUDES:

- (1) SC188P - Honda®
- (1) SC189P - Nissan®
- (1) SC190P - Toyota®
- (1) SC195P



PRODUCT #	DESCRIPTION	SIZE	DRIVE SIZE	POINT SIZE	APPLICATION
SC475B	VW/Audi Polydrive Head Bolt Tool	10	1/2"	6	Cylinder head bolts on VW and Audi
SC188P	Honda® Head Bolt Socket	10	1/2"	12	Honda® and other import and domestic cars
SC90	Spline Head Bolt Socket	10	1/2"	12	10mm head bolts on VW and Audi
SC189P	Nissan® Head Bolt Socket	12	1/2"	12	Nissan® E-16 motors, since 1981 production
SC91	Spline Head Bolt Socket	12	1/2"	12	12mm head bolts on VW and Audi
SC190P	Toyota® Head Bolt Socket	14	1/2"	12	Head bolt socket for Toyota® motors
SC195P	Head Bolt Socket	1/2"	1/2"	12	1/2" Head bolts



HT3134
GM® THERMOSTAT WRENCH

- This 13mm, 12-PT. GM® Thermostat Wrench is designed to work on GM® 3.1L and 3.4L V6 engines
- Allows access to bottom housing bolt without removing other parts



BT471A
CUMMINS® DIESEL ENGINE BARRING TOOL

- Used on Cummins® B and C series engines and 5.9L turbo diesel in Dodge® pickups
- A 1/2" drive female square end for use with ratchet or breaker bar



IPR68210A
FORD® 6.0L DIESEL IPR SOCKET

- Used to remove and replace the injector pressure regulator (IPR) on Ford® 6.0L and other diesel engines
- Tool is built to bottom out on the hex so it does not put torque on the connector in case it can be reused
- Use with 3/8" square drive



SC161A
LONG T40 MANIFOLD SOCKET

- Required on Ford® 5.0L engines with fuel injection; 1985 and 1986 F150 trucks
- Tamper-resistant
- Overall length - 10 1/4" (260.4mm)



SC89
7MM VW®/OPEL® TRIPLE SQUARE

- Drive size: 3/8"
- Works on previous generation VW® constant-velocity joints and Opel® manifold bolts



OPS1325
OIL PRESSURE SWITCH SOCKET

- For GM® and Chrysler®
- Works on the 1-1/16" combination light and gauge oil pressure switch on 1987 and newer Chrysler® models
- Works on 1-1/16" oil pressure sending units (gauge type) found on most 1991 and newer GM® 4-cylinders and 3.1L V-6



IS1140
FORD® 6.7L INJECTOR SOCKET

- Injectors can be removed without breaking and damaging the electrical connections
- Crows foot can be spun by hand under the bent lines
- Long socket has the clearance required and linear shape to properly torque the fuel lines
- 17mm 12-PT. for easy install at any angle
- Nose geometry designed to reduce likely damage to the electrical connection



DRIVETRAIN

SERPENTINE BELT TOOLS



SBT590 RATCHETING SERPENTINE BELT SET

- Releases tension on serpentine belts with a spring-loaded belt tensioner
- Ratcheting head with freewheel position allows maximum leverage
- Set ratcheting head to the middle or neutral/freewheel position and once maximum travel point is reached simply click lever into place to lock the ratchet mechanism
- Comes with extension for hard-to-reach belt tensioners
- This tool will work where conventional ratchets or breaker bars won't fit due to limited access

SBT59800 MASTER SERPENTINE BELT SET

- Fits belt tensioners requiring 13mm, 14mm, 15mm, 16mm, 18mm hex, and both 1/2" and 3/8" square drive sizes
- 13mm and 16mm, Sockets are built into the handle
- Covers most domestic and some import applications

PRODUCT #	DESCRIPTION	DRIVE SIZE	SIZE (MM)	SET	
SBT59800	Master Serpentine Belt Set				
SBT590	Ratcheting Serpentine Belt Set				
SBT57400-450	Replacement Socket	-	18	•	•
LIS57580	Replacement Socket	-	16	•	•
SBT57400-440	Replacement Socket	-	15	•	•
LIS57390	Replacement Socket	-	14	•	•
SBT57400-500	Replacement Socket	-	13	•	•
SBT57560	Square Drive Socket	1/2"	-	•	•
SBT57400-530	Square Drive Socket	3/8"	-	•	•
LIS59100	Short Extension Bar	-	-	•	•
LIS59140	Adapter	-	19	•	•
SBT590-3	Ratcheting Handle with Grip	-	-	•	•
LIS59780	Handle with Grip	-	-	•	•



SBT734 SERPENTINE BELT TOOL GRABBER

- Designed to help in the installation and removal of serpentine belts
- Has a gripping end that provides a positive grip on the serpentine belt, allowing user to access tight and difficult areas
- Long reach (26-1/2") and comfort handle to make grasping belts easy

SBT57900P SERPENTINE BELT TOOL INSTALLER

- Tool provides control and reach when installing serpentine belts in all applications
- Also works with V-belts and timing belts in confined or obstructed areas



SSBT737
SUBARU STRETCH BELT TOOL KIT

- When replacing these belts due to access issues traditional tools and even current stretch belt tools will not work
- All 2008 to current models of Subaru Impreza Outback and Forester feature a stretch belt



SBM70990
STRETCH BELT MATE

- Use for all stretch fit belt applications
- This universal kit allows for the installation, removal, and reuse of all stretch fit belts



SBT736
STRETCH BELT INSTALLATION TOOL

- Quickly and easily installs stretch belts
- Helps prevent damaging stretch belts during installation
- Tool fits most applications



L59370
STRETCH BELT INSTALLER/REMOVER

- Magnetic face holds the tool in place on the pulley
- Helps prevent damage to belt or pulley during removal or installation
- Compact, one-piece tool can be used on the front or back side of the pulley



SBT8585
RATCHETING SERPENTINE BELT TOOL

- 13mm x 14mm, 18mm x 1/2" Male Square

SBT8591
RATCHETING SERPENTINE BELT TOOL

- 14mm x 17mm, 19mm x 3/4" Male Square

SBT8586
RATCHETING SERPENTINE BELT TOOL

- 15mm x 3/8" Male Square, 16mm x 1/2" Male Square



SBT1095
HONDA®/ACURA® SERPENTINE WRENCH

- Designed to reach down through the engine compartment in areas not easily accessed with conventional tools
- Has a specific "clock" angle of the 6-PT. 19mm end with carefully calculated handle geometry enabling access to the hydraulic dampener tensioner
- Applicable to 2006 and later Civic® and many other Honda® cars and trucks
- The thin 12-PT. 14mm end of the tool, coupled with handle geometry, gives access to the adjuster on the 2003 and later Honda® Element as well as the Honda® Fit with the right motor mount removed
- Works on other Honda® and Acura® serpentine belt tensioners
- Access vehicles from the top, no need to lift vehicle

DRIVETRAIN

WATER PUMP WRENCHES



MWP616 GM® WATER PUMP HOLDING TOOL

- Holds timing chain in place so water pump can be removed for service
- Special design allows easy installation regardless of timing chain orientation
- Simply remove access plate from front cover and install the tool
- Tool saves costly loss of timing on 2002-2008 GM® 2.2L and 2.4L ECOTEC motors



MWP800 ECOTEC WATER PUMP SPROCKET HOLDER

- Designed to hold the timing chain and gear in place while removing or installing water pump on ECOTEC engines
- Securely holds water pump sprocket preventing loss of timing or damage to the engine
- Special half-moon design allows easy access to water pump gear bolt
- Uses access cover bolts to hold the tool in place



HDH6010A HONDA®/ACURA® DAMPER HOLDING TOOL

- Heavy-duty, tempered crankshaft holding fixture with durable black-oxide finish
- 1/2" Drive holding tab for use with breaker bar or ratchet
- Allows you to hold the crankshaft on most Honda® and Acura® vehicles for tightening or loosening of the crank damper bolt



TGC2250 THERMOSTAT GASKET CLEANER

- Cleans all hard-to-reach gasket surfaces
- Use with a die grinder to quickly clean gasket surfaces on Dodge® pickups, oil pans, water pumps and other inaccessible applications
- Equipped with a floating guide shaft so the user can steer the abrasive pad around the gasket surface

INCLUDES:

- [1] Interchangeable Short Shaft



PPT13 MASTER CYLINDER CLUTCH PIN TOOL

- Eliminates the need for hammer punch
- Works well with steel or plastic components
- Removes and installs roll pins on hydraulic clutchlines up to 1-1/8" long
- Body is cut from aluminum bar
- Threaded knob molded onto hardened steel threaded shaft



CF62B PRE-SET CYLINDER DEGLAZER

- Capacity: 2" to .7" (50.8 to 177.8mm)
- Medium grit stones: 4" (101.6mm)



EMS200A EXHAUST MANIFOLD SPREADER

- For V-8 and V-6 engines
- Works best when used in pairs




ENGINE VALVE TOOLS



LIS44300
UNIVERSAL VALVE SPRING COMPRESSOR

- High leverage one-hand operation
- Strong, rigid frame, weighs only 6 lbs.
- Works with most valve-in-head and L-head engines as well as truck and tractor engines



VC572
LARGE VALVE SPRING COMPRESSOR

- Designed to compress valve springs on overhead valve engines
- Includes two valve spring adapters, which fit valve spring retainers up to 1" (25mm) and 1-3/16" (30mm)
- Direct action compressor lever gives better visibility of valve spring retainers located in difficult access areas

JAW OPENING IN. / MM	THROAT HEIGHT IN. / MM
1-3/8" to 5-5/8" / 34.9 to 142.9	5-7/8" / 149.2



VGCK
VALVE GUIDE SET

- Seven high-temperature carbon steel brushes

SIZES:
1/4", 5/16", 11/32", 3/8",
13/32", 7/16", and 1/2"



AH8MP
AIR VALVE GUIDE DRIVER

- Precision ground .401 shank
- Drives 8mm valve guides

PISTON RING TOOLS



PRC144
PISTON RING COMPRESSOR SET

- Fine tooth ratcheting lock permits bands to be contracted in extremely small increments
- Set components are also available individually along with six additional bands, 4-3/8" through 5-5/8"

PRODUCT #	DESCRIPTION	OVERALL LENGTH (IN)	SET
PRC144	Piston Ring Compressor Set		
PRC14401	Ring Compressor Pliers	—	•
PRC14404	Piston Ring Bands	3-3/8" - 3-5/8"	•
PRC14405	Piston Ring Bands	3-5/8" - 3-7/8"	•
CAL144-113	Piston Ring Bands	3-7/8" - 4-1/8"	•
PRC14407	Piston Ring Bands	4-1/8" - 4-3/8"	•
PRC14408	Piston Ring Bands	4-3/8" - 4-5/8"	•
PRC14409	Piston Ring Bands	4-5/8" - 4-7/8"	•
PRC14410	Piston Ring Bands	4-7/8" - 5-1/8"	•
PRC14411	Piston Ring Bands	5-1/8" - 5-3/8"	•
PRC14412	Piston Ring Bands	5-3/8" - 5-5/8"	•



L33500
PISTON RING INSTALLER

- Tapered jaws to remove and install most passenger car and light truck rings from 3/64" to 1/4" (1.2 - 6.3mm)



DRIVETRAIN

TIMING TOOLS



MFC1100 **FORD® CAM TOOL KIT**

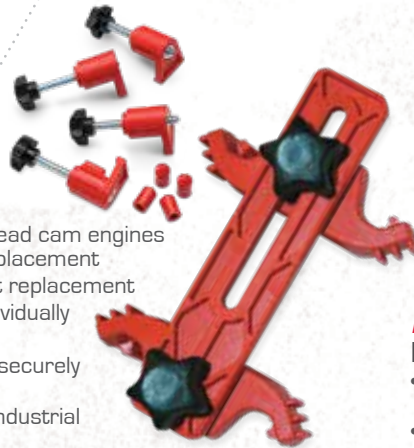
- Ford® master cam tool kit containing all twenty-two cam tools covering 1992 and newer for over fifty applications

INCLUDES:

- | | |
|----------------------------------|--|
| (2) Cam Positioning Tools | (1) Cam Gear Holding Tool |
| (1) Crankshaft Sensor Positioner | (1) Cam Holding Tool Adapter |
| (7) Cam Sensor Sync Tools | (1) Cam Gear Holding Tool Adapter |
| (1) Cam Pulley Holding Tool | (1) Timing Chain Tensioner Tool |
| (1) Cam Alignment Tool | (1) Cam Gear Bolt Socket and Extension |
| (1) Crankshaft TDC Timing Pin | (1) Blow Molded Case |
| (1) Cam Positioning Tool Set | |
| (2) Cam Holding Tools | |
| (2) Crankshaft Holding Tools | |

MLTCAM70900 **5-PC. CAM CLAMP SET** **MLTCAM200** **TIMING GEAR CLAMP**

- Use on single, dual or quad overhead cam engines to hold valve timing during belt replacement
- Ideal for diesel injection pump belt replacement
- Single CamClamps lock gears individually
- Easy to use / Installs in seconds
- 'Uni-Fit' positive lock tooth design securely engages all cam gear sizes
- Constructed from high strength industrial grade non-corrosive materials
- Fits timing gear diameters from 4" to 6"
- Fits gear spacing from 1/16" to 3"



L37410 **FORD® CAMSHAFT ALIGNMENT KIT**

- For servicing the timing belt, chains, head gaskets or other valve train repairs on Ford®, Mercury, and Mazda® vehicles
- The kit comes with an aluminum camshaft bar, plus one short top dead center (TDC) timing pin and one long TDC timing pin



HTCAT1 **FORD®/MAZDA® CAMSHAFT ALIGNMENT TOOL**

- For servicing the timing belt, chains, head gaskets or other valve-train repairs on Ford®, Mercury and Mazda® vehicles
- Easy alignment tool takes place of pins needed in similar tools
- Pins can be hard to access and add time to job in cases where other components are needed

APPLICATIONS:

The camshaft bar and easy alignment tool are used on 2.0L DOHC Zetec engines found in 1994-2003 Ford® and Mercury vehicles and 2004-2012 2.5L DOHC, 2.3L DOHC 4V and 2.0L DOHC engines that are found in Ford®, Mercury and Mazda® vehicles



CBT18A **CAMSHAFT BEARING TOOL**

- Removes or inserts camshaft bearings in most engines from compact cars to heavy trucks
- No problems with slightly undersize or oversize bearings

BD3142MA
**22-PC. BUSHING
REMOVER AND
INSERT KIT**

- Sizes from 3/8" x 7/16" through 1-1/4" x 1-3/8"
- Three drivers and nuts for drivers
- Blow molded case



BD3143MA
**9-PC. HEAVY-DUTY
BUSHING REMOVER
AND INSERT KIT**

- Sizes from 1-5/16" x 1-7/16" through 1-3/4" x 1-7/8"
- Blow molded case



BRD129MA
**RACE BEARING AND
SEAL DRIVER SET**

- Nine discs for most popular bearing sizes
- Comes in a sturdy blow-molded case

FT131108
**LARGE MASTER BEARING
RACE DRIVER**

- All-in-one design, eliminating the need for a driver and several different heads
- Three-step jaw accommodates sizes; 18-56mm (0.75"-2.25") range with a 10mm depth/reach
- 39-77mm (1.5"-3.0") range with a 10mm depth/reach
- 48-86mm (2.0"-3.5") range with a 20mm depth/reach
- Can be used on most vehicles, including motorcycles



FT131107
SMALL MASTER BEARING RACE DRIVER

- Same as above, except accommodates sizes 9.5 - 50mm (0.374" - 1.968")

L61900
**HEAVY-DUTY BEARING
AND SEAL DRIVE**

- Use the tapered driver side for bearing races and the flat side for seals
- Six drivers and handle extensions for driving bearing races and seals on hubs with deep brake drums without removing the drums

INCLUDES:

- (6) Driver sizes: 3-43/64", 4-7/8", 4-13/16", 5-1/2", 5-25/32", and 6"



BRD594
**PINION BEARING
RACE DRIVER SET**

- Set includes eight drivers for driving inner and outer pinion bearing races on 1/2-ton and 3/4-ton Ford®, Dodge®, and GM® pickups
- Use the extended, two-piece handle for driving rear pinion bearing races
- A .401 shank pneumatic handle is also included for use with an air hammer



DRIVETRAIN

PULLEY PULLERS AND INSTALLERS



L39000 PULLEY PULLER/INSTALLER

- Removes and installs pressed-on power steering, alternator, and air pump pulleys
- Puller body completely houses the pulley hub to prevent slipping
- Fits most domestic models including GM® 3.1 and Quad 4 engines
- Works on traditional V-shaped pulleys and serpentine belt system pulleys



LIS53790 12-PC. HARMONIC BALANCER INSTALLER KIT

- Driving screw - Thrust bearing
- 12 Threaded adapters necessary to work on a wide range of domestic and some import harmonic balancers
- Four long adapters for use on Dodge® Hemi™, Generation III and IV GM® motors, some Ford® and some Chrysler®
- 1.75" spacer allows the tool to work more effectively on deep harmonic balancers



TP1330B 13-PC. MASTER HARMONIC BALANCER INSTALLER SET

- Covers almost every car and light truck application - old, or new
- Installs drive pulleys or harmonic balancers that are press-fitted onto the crankshaft
- The heavy-duty 7/8" diameter forcing screw has internal threads to fit the threaded adapters



HARMONIC BALANCER SOCKET

- Heavy-duty impact socket designed with more than two times the standard socket mass to direct more energy to removing the bolt
- Made with heat-treated, impact quality steel

PRODUCT #	DRIVE	SIZE MM
L77060	1/2"	17
L77080	1/2"	19
L77100	1/2"	21
L77110	1/2"	22
L77120	1/2"	27



LOHBP1 RATCHET ARM HARMONIC BALANCER PULLEY PULLER

- Eliminates need to remove radiator
- No need for bolts
- Push-Turn-Click design



CAL38700 4-PC. LONG HARMONIC BALANCER INSTALLER SET

- Extra long reach tool kit for the installation of underdrive or oversized pulleys and applications with recessed threads on the crankshaft
- For installing harmonic balancer pulleys on many popular late model Ford®, GM®, Dodge®, and Chrysler® vehicles with V6 and V8 engines that have recessed threads for the crank pulley bolt or utilize an underdrive pulley or both





CSPT640
VW/AUDI PULLEY WRENCH

- For use on VW and Audi
- Made from heat-treated alloy steel
- Soft grip handle



CSPT968A
CAMSHAFT PULLEY TOOL

- Used on most Asian overhead cam engines, but primarily on transverse mounted V6 engines

HB531B
HARMONIC BALANCER PULLER/INSTALLER SET

- For easy removal of most harmonic balancers and drive pulleys which are press-fitted onto the crankshaft
- Bearing-centered circular 2/3-way and an assortment of metric and fractional bolts and adapters provide wide coverage
- Heavy-duty, 3/4" diameter forcing screw is internally threaded to fit the eight adapters to install harmonic balancers

INCLUDES:

- | | | |
|-----------------------|-----------------------------|----------------------------|
| 1) Puller Flange | (1) M14 x 1.5 Adapter | (3) M8 x 1.25 x 45mm Bolts |
| (1) Puller Body | (1) M16 x 2.0 Adapter | (2) M8 x 1.25 x 65mm Bolts |
| (1) Puller Screw | (2) 1/4"-28 x 2-1/2" Bolts | (2) M8 x 1.25 x 90mm Bolts |
| (1) Centering Adapter | (2) 5/16"-24 x 3" Bolts | (3) M10 x 1.5 x 35mm Bolts |
| (1) 7/16"-20 Adapter | (3) 5/16"-18 x 3-1/2" Bolts | (2) 1/4" Washer |
| (1) 1/2"-20 Adapter | (2) 5/16"-18 x 6" Bolts | (3) 5/16" Washer |
| (1) 9/16"-18 Adapter | (3) 3/8"-24 x 1-1/2" Bolts | (3) 8mm Washer |
| (1) 5/8"-18 Adapter | (3) 3/8"-16 x 2" Bolts | (3) 10mm Washer |
| (1) 3/4"-16 Adapter | (3) 3/8"-16 x 3" Bolts | |
| (1) M12 x 1.5 Adapter | (2) 3/8"-16 x 4-1/2" Bolts | |



HDPP9750A
CHRYSLER® AND GM®
HARMONIC DAMPENER PULLER

- For use on cars, pickups, SUVs, and vans
- Updated version to fit more current GM® and Chrysler® vehicles



HD13350
CAMARO® 3.6L HARMONIC
DAMPER PULLEY PULLER KIT

- Compact design easily fits in tight spaces for the puller leg to land on the pulley
- The calculated geometry increases the bite of the leg of the pulley as it is tightened



PB900SA
BEARING/PULLEY PULLER SET

- Set makes four different separators
- Blow-molded case with room for **PB1130** (NOT INCLUDED)

PRODUCT #	DESCRIPTION	CAPACITY	MAXIMUM SPREAD	MINIMUM SPREAD	THREAD SIZE	SET
PB900SA	Bearing/Pulley Puller Set					
OTC1121	Bearing Pulling Attachment	1-11/16" / 42.9	15/16" / 23.8	1/4" / 6.4	5/16"-18	•
PB1122	Bearing Pulling Attachment	2-5/8" / 66.7	2" / 50.8	1/8" / 3.2	3/8"-16	•
PB1123C	Bearing Separator	4-3/8" / 111.1	4-5/8" / 117.5	3/8" / 9.5	5/8"-18	•
PB1130	Bearing Pulling Attachment	6" / 152.4	9" / 228.6	1/2" / 12.7	5/8"-18	•
PB679	V-Belt Pulley Puller	-	5-7/8" / 150.6	1-3/4" / 44.9	5/8"-18	•



DH13450
DODGE® HARMONIC
DAMPER PULLEY PULLER KIT

- Removes the harmonic damper pulleys found on many Dodge® 5.7L Hemi Pickup '09-current and 3.5L V6 1995-'09 engines
- Spring-loaded legs for leg-position retention
- Provides ease and control when installing the puller in confined areas
- Eliminates the time-consuming process of removing the radiator or other components



DRIVETRAIN

GASKET AND CLUTCH TOOLS



GC950 GASKET CUTTER SET

- Consists of 10 cutting punch sizes

PRODUCT #	DESCRIPTION	SIZE (IN)	SET	PRODUCT #	DESCRIPTION	SIZE (IN)	SET
GC950	11-PC. Gasket Cutter Set						
GC950P01	Gasket Cutter	1/4"	•	GC950P07	Gasket Cutter	5/8"	•
GC950P02	Gasket Cutter	5/16"	•	GC950P08	Gasket Cutter	3/4"	•
GC950P03	Gasket Cutter	3/8"	•	749R	Gasket Cutter	7/8"	•
GC950P04	Gasket Cutter	7/16"	•	GC950P10	Gasket Cutter	1"	•
GC950P05	Gasket Cutter	1/2"	•	GC950P11	Striker Bar	-	•
GC950P06	Gasket Cutter	9/16"	•				



CA528 17-PC. CLUTCH ALIGNMENT TOOL SET

- Works on virtually all cars and light-duty trucks
- Aligns clutch plate properly by using tapered cones and pilot adapters
- Compatible with both metric and SAE sizes

INCLUDES:

SAE:

- (7) Pilot Adapters
- (1) Clutch Disc Centering Adapter
- (1) Alignment Shaft

METRIC:

- (5) Pilot Adapters
- (2) Clutch Disc Centering Adapters
- (1) Alignment Shaft
- (1) 3.5mm Pin
- (1) 4mm Pin aft
- (1) 4.5mm Pin
- (1) 5mm Pin
- (1) 6mm Pin
- (1) 7mm Pin
- (1) 10mm Pin

UNIVERSAL JOINT TOOLS



5190A HEAVY DUTY U-JOINT PULLER

- Large diameter threaded shaft can handle U-joints that are severely seized and require higher force to pull and install
- Major tool components are heat-treated for strength and durability
- Smooth thread allows for a lower, more consistent effort to rotate shaft
- Fits all Class 7 and 8 trucks, including a wide variety of drivelines from Spicer and Meritor, making shop operations more efficient and reducing cost



MHD7490 U-JOINT TOOL

- Designed for use with a 1/2" impact wrench
- Holes in the puller legs for bolt storage
- Works on most Dana Spicer® and Rockwell® U-joints
- 5/16"-24 x 1-1/2"
- 3/8"-24 x 1-1/2"
- 7/16"-20 x 1-1/2"
- M8 x 1.25mm x 35mm



UT980 PNEUMATIC U-JOINT DRIVER

- Quickly removes the U-joint cap from the driveshaft on most rear-wheel-drive vehicles
- Use the driver with a .401 shank air hammer to remove U-joint caps up to 1-5/16" diameter
- Prevents damage to driveshaft and axle shaft ears, when presses or chisels are used
- On some vehicles the U-joint is retained with plastic from the factory





MEGA-GRIPPER™ OIL FILTER PLIERS

- Allows you to reach around hot exhaust manifolds without burning your arms
- Pliers give you tremendous gripping force with 32 biting teeth that grab onto the filter
- Two-position, slip-joint handle easily adjusts to fit different size filters
- Handle features a soft non-slip grip

PRODUCT #	JAW OPENING	LENGTH
L50550	2" to 4-1/2" wide	11"
L50720	3" to 5-1/2" wide	11"



OFH245C ADJUSTABLE OIL FILTER PLIERS

- Covers filters from 2" to 4-1/4" diameter
- Three contact points
- Made of forged alloy steel with heavy-duty textured grips



L50750 2-1/4" - 4" OIL FILTER PLIERS

- Slip-joint handle produces the range of three separate conventional filter wrenches
- Overall range 2-1/4" to 4"
- 20° Angled jaws fit more applications
- Sure grip teeth prevent slipping
- Cushioned handles provide comfort
- Overall length: 11-1/2"



IPA7899 GATOR JAWS®

- Allow you to reach around hot exhaust manifolds without burning your arm
- Tremendous gripping force using its 32 biting teeth
- Removes over-tightened filters
- Works on oil, fuel, and hydraulic filters, fuel sending units, and more
- Removes oil and fuel filters up to 8" diameter



OFHPSETA AUTO AND TRUCK FILTER PLIERS SET

- Heavy-duty forged jaws with sharp teeth that grip the most stubborn oil filters
- Two new sizes that cover filters from 2-1/4" to 7" diameter

PRODUCT #	DESCRIPTION	SIZE	SET
OFHPSETA	Auto and Truck Filter Pliers Set		
OFH287A	Auto and Truck Filter Pliers	3-3/4" to 7" 18"	•
OFH297A	Auto and Truck Filter Pliers	2-1/4" to 5" 13-1/2"	•

Gator Jaws® is a trademark of Innovative Products of America, Inc.



DRIVETRAIN

OIL FILTER WRENCHES AND SOCKETS



L61500
**17-PC. HEAVY-DUTY END CAP
 FILTER WRENCH SET**

L61450 (NOT SHOWN)
**10-PC. HEAVY-DUTY END CAP
 FILTER WRENCH SET**

- Design has welds to hold a steel disc to the top of the wrench in addition to the spot welds, for increased strength
- A collection for use on the most popular domestic and import vehicles

PRODUCT #	SIZE (MM)	FLUTES	SET	
L61500	17-PC. Heavy-Duty End Cap Filter Wrench Set			
L61450	10-PC. Heavy-Duty End Cap Filter Wrench Set			
LIS61540	65/67	14	•	•
LIS61640	68	14	•	•
LIS61520	73/74	14		•
LIS61560	74/76	15	•	•
LIS61570	76	14	•	•
LIS61650	76	30	•	•
LIS61550	80	15	•	•
LIS61530	82	15		•
LIS61610	86	14		•
LIS61660	86	16	•	•
LIS61620	88.4	15		•
LIS61580	93	15	•	•
LIS61590	93	36	•	•
LIS61510	93	45		•
LIS61630	96	18		•
LIS61670	100	15		•
TOYWR1	64	14	•	•



OFKIT5PC
**5-PC. OIL FILTER
 CUP WRENCH SET**

- Filter cup wrenches will service 98% of the cars sold in the USA
- Made of super-strong nylon fiber composite that will withstand more torque than conventional metal filter wrenches
- Metal insert in wrench for strength

VEHICLE SPECIFIC WRENCHES



TOYWR1
**TOYOTA® OIL
 FILTER WRENCH**

- Heavy-duty design with hardened steel plate for extra strength and stronger welds
- For 64/65mm diameter Toyota® canisters with 14 flutes
- Works on metal and plastic canister housings



PBT71110A
**TOYOTA® 4-CYLINDER
 AND V-8 OIL
 FILTER WRENCH**

- Oil filter wrench provides multiple contact points that engage the housing cap securely allowing easy removal
- OE design and quality wrench fits Toyota® and Lexus® applications



PBT71113A
**TOYOTA® 6-CYLINDER
 FILTER WRENCH**

- OE design and quality wrench fits Toyota® 6-cylinder engines



OF903
**FORD®/MAZDA® 2.3L
 OIL FILTER SOCKET**

- Oil socket designed at 76.5mm to fit new 2.3L 4-cylinder engines
- Works on Mazda® 3, Mazda® 5, Mazda® 6, Ford® Fusion, and Mercury® Milan 2.3L 4-cylinder engines





OFS7-SET
7-PC. FILTER SOCKET SET

PRODUCT #	SIZE IN. / MM	APPLICATIONS	SET
OFS7-SET	7-PC. Filter Socket Set		
LIS13280	/ 25	Fleetguard® filter on motorhomes, buses, and some medium-size trucks with Cummins® engines. Also some K&N® filters	•
LIS13290	/ 28	'10 - '18 Dodge® Cummins® 6.7L fuel filter	•
LIS14600	1-1/8" / 29	Dodge® Cummins® fuel filter	•
LIS13310	/ 24	Cadillac® and some BMW®	•
LIS13320	/ 27	'03 and later Mercedes® 1.8L, Smart and some VW®	•
OFS145	/ 35/36	Ford® 6.0L Diesel fuel and oil filter housings, Mini Cooper® and BMW® oil filter housings, Mack® Truck oil filter housing	•
OFS147	1-1/4" / 32	GM® Ecotec 2.0L, 2.2L, 2.4L 4-cylinder oil filter housing, Chevrolet® HHR 2.4L oil filter housing and some Saturn® and SAAB®	•



OFS145
OIL/FUEL FILTER SOCKET

- 35/36mm fits 6.0L Ford®s



OFS147
OIL FILTER SOCKET

- 32mm fits 2.2L GM®s



OCW71
71MM TOYOTA® OIL CANISTER WRENCH

OCW80
80MM TOYOTA® OIL CANISTER WRENCH

- For use with Toyota® engines with cartridge-type oil filters
- 3/8" Drive heavy-duty steel construction



L63250
OIL FILTER WRENCH FROM 3-1/8" TO 3-7/8"

L63600
OIL FILTER WRENCH FROM 2-1/2" TO 3-1/8"

- The large range enables this wrench to fit most standard size filters.
- Works great in tight spots since it works from the top of the filter
- Use with 3/8" drive ratchet or breaker bar



OFH276B
3-PRONG HEAVY-DUTY FILTER WRENCH

- Gear-driven hardened metal legs grip and turn the tightest filters
- Use with 1/2" square drive tools
- Filter diameter: 2-1/2" to 4" (63.5 to 101.6mm)



OFH160



OFH120

SELF-GRIPPING OIL FILTER WRENCH

PRODUCT #	DRIVE ADAPTER	DRIVE SIZE	FILTER SIZES
OFH120	1/2"	3/8"	3-1/8" - 4-3/4" (80mm-120mm)
OFH160	-	1/2"	3-3/4" - 6-1/2" (95mm-165mm)



DRIVETRAIN

OIL FILTER STRAP WRENCHES



DIESEL FUEL FILTER WRENCH

- Removes and replacing the main filter collar as well as the vent cap on aftermarket diesel fuel filter systems
- Half-moon design for easier access to the fuel filter
- High strength steel prevents flexing while loosening stubborn filter collars
- Four teeth grab the vent cap securely

PRODUCT #	APPLICATIONS	FILTER SIZE
L61060	Kenworth®, Peterbilt® and Cummins® diesels	5"
L61090	Class 4, 5, & 6 trucks, pickup trucks	5"
L61110	Caterpillar® CT660, Cx11, CT13, CT15, Cummins®, Detroit Diesel, International®, Mercedes Bens®, Paccar®, Daimler® Trucks North America, Kenworth®, Mac®, Navistar®, Peterbilt®, Thomas® built Buses, Volvo®	6"
L61130	Detroit Diesel® DD13, DD15 and DD16 engines found in Paccar®, Daimler® Trucks North America, and Volvo®	8"



MACU48 AUTOMATIC OIL FILTER WRENCH

- Fits 66mm to 105mm diameter filters
- 5° Ratcheting increments
- Spring-loaded automatic tightening band
- Compact design allows filter removal in the tightest of spaces



OF4B OIL FILTER WRENCH KIT

- Features one handle and yoke assembly with four different bands

PRODUCT #	DESCRIPTION	FILTER SIZE	SET
OF4B	Oil Filter Wrench Kit		
OF4B-01	Handle and Swivel	-	•
OF4B-02	Pin	-	•
OF4B-03	Oil Filter Band	2-3/8" - 2-3/4"	•
OF4B-04	Oil Filter Band	2-7/8" - 3-1/4"	•
OF4B-05	Oil Filter Band	3-1/2" - 3-7/8"	•
OF4B-06	Oil Filter Band	4-1/8" - 4-7/16"	•



SWIVEL NO-SLIP OIL FILTER WRENCH

- Specially designed tab helps keep the grip from sliding off the handle
- Tension adjusting nut allows swivel pressure to be regulated
- Stainless steel band with permanently bonded textured coating

PRODUCT #	APPLICATIONS	FILTER SIZE
L57010	X-Small Filters	2-3/8" - 2-5/8"
L57020	Small Filters	2-7/8" - 3-1/4"
L57030	Standard Filters	3-1/2" - 3-7/8"
L57040	Large Filters	4-1/8" - 4-1/2"

SWIVEL OIL FILTER WRENCHES

- Stainless steel band with projection welds for strength and anti-corrosion
- Heat-treated handle/alloy steel swivel with increased metal thickness



PRODUCT #	APPLICATIONS	FILTER SIZE
OF537A	Compacts and Imports	2-7/8" - 3-1/4"
OF535A	Standard Size Oil Filters	3-7/16" - 3-3/4"
OF5325A	Truck and HD Equipment	4" - 4-3/8"

SWIVEL OIL FILTER WRENCHES

- Features the swivel handle, gripper "teeth" and 1" wide stainless-steel band
- Vinyl-covered handle



PRODUCT #	APPLICATIONS	FILTER SIZE
L53700	Compacts and Imports	2-7/8" - 3-1/4"
L53500	Standard Size Oil Filters	3-1/2" - 3-7/8"
L53250	Truck and HD Equipment	4-1/8" - 4-1/2"

OF989 TRUCK SWIVEL OIL FILTER WRENCH

- Fits filters 4-5/16" to 4-3/4" and Cummins® and Detroit Diesel® engines



OF991 TRUCK SWIVEL OIL FILTER WRENCH

- Fits filters 5-1/4" to 5-3/4" and Caterpillar® engines



OFH635 BELT FILTER WRENCH

- Use with 1/2" drive ratchet or breaker bar to remove filters up to 6-1/2"
- Strong nylon belt will not slip



OF2029 SQUARE DRIVE BAND-TYPE OIL FILTER WRENCH

- Removes oil filters 3-7/16" to 3-3/4" (90.4mm to 95.3mm) in diameter
- Use with 3/8" square drive ratchet or breaker bar



L60200 HEAVY-DUTY STRAP WRENCH

- A heavy-duty, heat-treated alloy steel yoke and strong web strap
- Use with 1/2" drive ratchet or breaker bar to remove filters up to 6-1/2"
- 3-5/8" Long yoke fits into tight areas



HEAVY-DUTY OIL FILTER WRENCHES

- Use with 1/2" square drive ratchet or breaker bar



PRODUCT #	APPLICATIONS	FILTER SIZE
OFH2320B	Full Size Trucks and Vans	4-1/8" - 4-21/32"
OFH2321B	Full Size Trucks and Vans	4-21/32" - 5-5/32"
OFH2322B	HD Equipment	5-5/32" - 5-21/32"

DRIVETRAIN

OIL FUNNELS AND ADAPTERS



SD1270S8 8-PC. OIL FUNNEL SET

A threaded funnel stays seated and sealed without leaking as you replace the oil. The inner valve cover baffles are so close to the fill hole on some vehicles that most funnels won't fit without toppling over.

PRODUCT #	DESCRIPTION	SET
SD1270S8	8-Pc. Oil Funnel Kit	
SD1270T02	Red Upper Funnel	•
SD1270T3	Subaru® Funnel Adapter	•
SD1270T2	Toyota® Funnel Adapter	•
SD1270H01	Honda® Funnel Chamber	•
SD1270T01	Toyota® Funnel Chamber	•
SD1270CS01	Chrysler® Funnel Chamber	•
SD1270FR01	Ford® Funnel Chamber	•
SD1270GM01	GM® Funnel Chamber	•



MDB4848 FLEXIBLE SPOUT FUNNEL

- Designed to reach difficult fill locations
- Aluminum 5-1/2" funnel features a removable debris screen in the base flowing to a 25" flexible spout



L19832 FUNNEL WITH CAP AND SPOUT COVER

- Funnel has a total capacity of 1.6 qt and is made out translucent of polypropylene
- Overall length of funnel is 15-1/4" x 6-11/16" wide with a 4" hole on top of the funnel



SF19802 2-PC. SUPER FUNNEL

- Use the large end to fill the crank case and the antifreeze receptacle without dripping on the engine cover or paint job
- Use as a long super funnel with both parts screwed together



FF4470 2-PC. MULTI-PURPOSE FUNNEL

- 16" Plastic, flexible funnel provides access to hard-to-reach areas without spilling
- Detachable spout screws onto many types of containers for double-duty use



L17232 RIGHT ANGLE FUNNEL

- 10" Tall translucent funnel with a 6-3/4" offset from center of mouth to center of spout for hard-to-reach applications
- The funnel mouth is 3.5" O.D. and the spout is .7" O.D.





24780
18-PC. SPILL-FREE COOLANT FUNNEL KIT

- Clear funnel allows a quick visual check of coolant from across the shop
- Colored adapters for quick identification
- Eliminates trapped air pockets
- Enables unattended filling of the cooling system
- Fits most domestic and import cars and light trucks

SD5006B
FLEXIBLE FUNNEL

- Made from Nitrile Butadiene Rubber (NBR) for superior strength
- Can be molded into different shapes
- Safe for use with engine oil, brake fluid, ATF, and coolant
- Acceptable temperature range: -31°F and 221°F (-35°C and 105°C)



LDA18130
LIFT /TRANSMISSION DRAIN ADAPTER

- 22" x 23" (559.0mm x 584.0mm)
Heavy-duty plastic drain funnel
- Extends the catch area of any lift drain
- Funnel catches any loose parts
- Will prevent parts from falling through drain siphon

L38780 (NOT SHOWN)
FLUID DRAIN NO SPLATTER PAD 22"



OD30L (NOT SHOWN)
8-GALLON SHOP OIL COLLECTOR

- 8 Gallon Oil collector
- Composite reservoir and catch pan
- Extra wide catch tray included
- 4 swivel wheels.
- Level indicator

OD80L
21-GALLON SHOP OIL COLLECTOR

- 21 Gallon Oil collector
- Height adjustable from 3.7' to 5.5'
- Steel Reservoir and catch pan
- Filter grid included
- 4 swivel wheels.
- Level indicator.
- Tank draining by compressed air with safety valve.
- Drain plug for maintenance

LD11102
8-GALLON OIL LIFT DRAIN

- Quick-release lock ring for fast raising and lowering of upper tube with a total adjustment range of 22-1/2"
- Large 15" funnel with strainer
- Heavy-duty clamp with height adjustment range of 15"
- Specially shaped jug holds 8 gallons
- Reinforced base will not warp with hot oil
- Large handles make pouring easy
- Big pour spout with threaded cap
- Four 2-1/2" ball bearing wheels swivel and roll easily



DRIVETRAIN MAINTENANCE TOOLS



DPPG1 DRAIN PLUG PITCH GAUGE

- 3-In-1 function: Pitch, diameter, and length
- Suitable for male parallel bolts, studs, and screws
- Identifies most common sizes; Metric and SAE
- Convenient tool helps prevent installation of incorrect bolt, stud, or screw



TD200 TRUCK PEDAL DEPRESSOR

- Depresses and holds clutch pedals and brake pedals
- The two-piece, telescoping tool extends to the pedal and locks in position
- Tool extends from 18-1/2" to 34-1/2"



FT15Q FLYWHEEL TURNER WITH COMFORT-GRIP™ HANDLE

- Spring tension holds tool onto flywheel, allowing freedom of both hands



L22100 DURAMAX® FLYWHEEL LOCK

- Locks flywheel in place when removing harmonic balancer on 6.6L DURAMAX® engines with Allison® automatic transmissions
- Saves time by locking the flywheel at the transmission instead of having to remove the starter for water pump replacement

GREAT TO WORK WITH™



BP300 **HANDY PACKER BEARING PACKER**

- Quickly flushes out old grease and re-packs bearings with less mess
- Fits bearings up to 3-1/2" O.D.
- Grease stays in the tool cavity, not on your hands
- Simplifies the process of packing a bearing



L48700 **UNIVERSAL THROTTLE DEPRESSOR**

- Holds throttle at a constant RPM
- Adjustment screw to fine-tune the RPM level
- Overall length: 40"



L48300 **PUSH ROD REMOVER**

- Works on 3.5L, 3.6L, V6 2.8L, 3.1L, and 3.4L GM® engines
- Quickly removes push rods so you can replace the intake gasket
- No need to loosen and retighten the rocker arms



TST2340 **TRANSMISSION STOPOFF TOOL**

- Stops loss of transmission fluid
- Five stepped plugs fit most transmissions and transaxles



FP310MA **EXPANSION PLUG DRIVER SET**

- Drives expansion plugs into place securely in minutes

INCLUDES:

- (1) 5/8" Diameter Driver Bar
- (1) 7/8" Swivel Head Adapter
- (1) 1-1/4" Adapter
- (1) 1-3/8" Adapter
- (1) 1-5/8" Adapter
- (1) 2" Adapter
- (1) Retainer Ring
- (1) Blow-Molded Case

PRODUCT #	DESCRIPTION	SIZE (IN)	SET
FP310MA	Expansion Plug Driver Set		
FP310MA-1	Driver Bar	5/8" Diameter	•
FP310MA-3	Adapter	1-1/4"	•
FP310MA-5	Adapter	1-3/8"	•
FP310MA-6	Adapter	1-5/8" x 1-3/4"	•
FP310MA-7	Adapter	2" x 2-1/4"	•



IGNITION TOOLS

SPARK PLUG TOOLS



FG4450
SPARK PLUG GAP GAUGE WITH HANDLE

- Pocket-clip feature
- Full range coverage for all spark plug gapping requirements from .020 to .080
- Metric gapping scale shown on reverse side that covers 0.6mm to 2.0mm
- Tool includes a recess specifically designed to adjust electrodes



SP700A
30° BEND SPARK PLUG BOOT PULLERS

SP600A (NOT SHOWN)
70° BEND SPARK PLUG BOOT PULLERS

- Allows for easier access to the boot
- Custom handle making it easier to grip



FG26
SPARK PLUG GAPPER

- Range from .020 to .100
- .002 increments
- Metric equivalents
- Side wire adjuster
- Fits all plugs
- Hole in top fits key ring



FGP1
FORD® 6.0L POWER STROKE GLOW PLUG HARNESS REMOVER/INSTALLER

- Easily removes and installs wiring harness from Ford® 6.0L Power Stroke diesel glow plugs





SP389FCC
FORD® CYLINDER REPAIR KIT

- Designed to aid in repairing Ford® Triton 4.6L and 5.4L V-8s, 6.8L V-10, and works on some 4-cylinder applications
- Using customized alloy steel drill and tap in conjunction with a patented guide system, this innovative tool provides the technician with a quality, foolproof repair system that is fast, cost effective, and simple to use
- Install the patented alloy steel cylinder threads in under an hour, without removing heads
- A must for any technician working on Ford® engines

INCLUDES:

- | | |
|--|---|
| (1) CAL370-700
Shut-Off Needle Valve | (1) SP389FC-03
3/4"-16 Tap |
| (1) CAL390-200
Rubber Stopper | (1) SP389FC-04
Guide |
| (8) SP389FC-01
Spark Plug Insert | (1) SP389FC-05
Blow-Molded Case |
| (1) SP389FC-02
11/16" Core Drill | |



PE391FC
FORD® TRITON
SPARK PLUG EXTRACTOR

- This new item works to extract frozen and broken off spark plug sleeves in 2004 to present Ford® Triton engines
- Specially machined guide works with extra long tap and extractor to make sure the job is done right



L65600
BROKEN SPARK
PLUG REMOVER

- Removes broken spark plugs from 2004 and newer Triton 3-valve engines
- Includes a porcelain pusher tool and a tapered left-hand thread remover for removing the broken spark plug without leaving the porcelain in the engine cylinder
- Provides space for the left hand thread remover to bite into the stainless steel plug tip so it can then be pulled



L65700
3-VALVE TRITON
SPARK PLUG REMOVER

- Includes a porcelain puller tool that snaps onto the terminal of a broken spark plug to pull the porcelain out
- Also includes a porcelain pusher for when the porcelain breaks off in the spark plug tip and a self-tapping puller to remove the seized metal tip



SPS8310
SPARK PLUG
STARTER—FLEXIBLE

- Plug starter is intended to be used to start spark plugs in difficult to reach areas
- This tool consists of flexible beads (12-1/2" long overall) with a twist handle on one end and a spark plug holder on the other



SPS1
SPARK PLUG STARTER

- Flexible, sure grip
- Universal size, fits all spark plugs
- Durable, convenient, and non-marring



IGNITION TOOLS

SPARK PLUG TOOLS



UNIVERSAL SPARK PLUG SOCKET 3/8" DRIVE

- Rubber retainer holds the spark plug by the porcelain insulator for better grip
- Highly chromed finish for easy clean up and long lasting corrosion protection
- Knurled end for easy turning by hand
- May be used with or without an extension

PRODUCT #	SIZE	DESCRIPTION	TYPE	CHROME
SC179RA	5/8"	Universal Spark Plug Socket	Block	•
SC181R	5/8"	Universal Spark Plug Socket	Ball	
SCU14MMR	14mm	Universal Spark Plug Socket	Block	•



SPK9-SET (NOT SHOWN) 9-PC. MULTI-LENGTH SPARK PLUG SOCKET SET

SPK13-SET 13-PC. MULTI-LENGTH SPARK PLUG SOCKET SET

- Three different sizes and three different configurations most commonly used when working with spark plugs: 9/16", 5/8", and 13/16" sizes in standard, universal, and extra deep styles
- Highly chromed finish for easy clean up and long lasting corrosion protection
- Each socket is knurled for easy turning by hand

PRODUCT #	SIZE	OVERALL LENGTH	OUTSIDE DIA	SET
SPK13-SET	13-PC. MULTI-LENGTH SPARK PLUG SOCKET SET			
SPK9-SET	9-PC. MULTI-LENGTH SPARK PLUG SOCKET SET			
SC14MMR	Spark Plug Socket 14mm	2-1/2"	25/32"	•
SC177RTW	Thin-Wall Spark Plug Socket 16mm	2-1/2"	25/32"	•
SC1832R	Spark Plug Socket 9/16"	2-1/2"	25/32"	• •
SC2032R	Spark Plug Socket 5/8"	2-1/2"	27/32"	• •
SC214MMRTW	Thin-Wall Spark Plug Socket 14mm - 12-PT.	2-3/4"	23/32"	•
SC2632R	Spark Plug Socket 13/16"	2-1/2"	1-1/4"	• •
SCD1832RD	Extra Deep Spark Plug Socket 9/16"	5-7/8"	25/32"	• •
SCD2032RD	Extra Deep Spark Plug Socket 5/8"	5-7/8"	27/32"	• •
SCD2632RD	Extra Deep Spark Plug Socket 13/16"	5-7/8"	1-1/4"	• •
SCU14MMR	Universal Spark Plug Socket 14mm	3-7/16"	25/32"	•
SCU1832R	Universal Spark Plug Socket 9/16"	3-7/16"	25/32"	• •
SCU2032R	Universal Spark Plug Socket 5/8"	3-7/16"	27/32"	• •
SCU2632R	Universal Spark Plug Socket 13/16"	3-7/16"	1-1/4"	• •



MAGNETIC SPARK PLUG SOCKET INSERTS

- Magnet firmly holds both the insert in the socket, and the spark plug in the insert
- Helps prevent damage to the ceramic portion of the spark plug
- Four sizes fit most domestic and imported spark plug sockets

PRODUCT #	SIZE	MAC TOOLS SOCKETS SERVICED
SP530	0.54	SC177R, SC179RA
SP531	0.58	SC163R, SC169R, SC181R
SP532	0.7	SC163R, SC169R, SC181R
SP533	0.785	SC164R, SC178R, SC180RA, SC182R



SC177RTW
16MM THIN-WALL SPARK PLUG SOCKET

- Special thin wall 16mm design to fit tight applications found on Toyota®, Mitsubishi®, BMW®, and some GM® models
- Rubber insert grips spark plug securely
- Hex end allows the use of a wrench if necessary
- High polish chrome-plated finish for long lasting corrosion resistance
- Overall length: 2-1.2", 6 PT.



SC178R
13/16" SPARK PLUG SOCKET

- SC177R**
5/8" SPARK PLUG SOCKET
- Rubber retainer holds plug by the porcelain insulator for better grip
 - Knurled for firm control
 - Hex end allows turning by wrench
 - Chrome plated
 - 3/8" Drive



SC1832R
9/16" SPARK PLUG SOCKET

- For 2004 5.4L Ford® Triton engines
- Hex end allows turning by wrench
- Overall length: 2-3/4", 6 PT.
- 3/8" Drive



SC14MMR
14MM SPARK PLUG SOCKET

- Knurled end for easy turning by hand
- Hex end allows turning by wrench
- Overall length: 2-3/4", 6 PT. hex



SCD2032RD
5/8" EXTRA-DEEP SPARK PLUG SOCKET

- Rubber retainer holds plug by the porcelain insulation for better grip
- Chrome finish
- Hex end allows turning by wrench
- Overall length: 5-7/8", 6 PT.
- 3/8" Drive

SEAL PULLER

SP8PA
UNIVERSAL SEAL PULLER

- Removes oil seals on transmissions, axles, differentials, and power steering pumps
- 2-Lbs. Slide hammer



S120P
SEAL PULLER

- A few hammer taps on tool back removes seals on automatic transmissions
- Standard, 1/2" stock

S120SP (NOT SHOWN)
SEAL PULLER

- Short (no handle), 5/16" stock



L56750
SEAL PULLER

- For oil and grease seals
- Simply insert the tip of the tool behind the oil or grease seal, press and pull
- Two-sized tips reach in and fit nearly all seal applications
- Overall length: 12-1/2"



SP57HB
SEAL PULLER WITH COMFORT-GRIP™ HANDLE

- Two-sized tips to fit most seal applications




SP566A
ADJUSTABLE SEAL PULLER

- Head adjusts to five positions
- Two hook sizes easily remove most oil and grease seals
- Adjustable head works great on front-wheel drive transaxles
- Also works on front crankshaft seals without removing the radiator

FUEL

TURBO LEAK DETECTION



LIS69930 HD TURBO TEST KIT W/ SMOKE ADAPTER

- Helps locate air leaks in turbo system components by plugging the output side of the turbo and the intake inlet
- Air is applied through one adapter to show the presence of leaks within the system
- Stepped adapters that fit most turbo systems on cars and light trucks systems
- May also be used on some cooling system hoses

PRODUCT #	SIZE MM	ADAPTER TYPE	SET
LIS69930	9-PC. HD Turbo Test Kit w/ Smoke Adapter		
LIS69840	Air Regulator Hose and Gage		•
LIS69790	75/80	Air Plugged	•
LIS69800	75/80	Air Fitting	•
LIS69810	85/90	Air Plugged	•
LIS69820	85/90	Air Fitting	•
LIS69850	95/100	Air Plugged	•
LIS69860	95/100	Air Fitting	•
LIS69870	105/110	Air Plugged	•
LIS69880	105/110	Air Fitting	•

FUEL INJECTION TESTERS



FIT1200MS FUEL INJECTION TEST KIT

- Includes all items necessary for checking the fuel injection system pressures on most domestic and foreign cars
- Large 3-1/2" gauge 0-145 PSI and 2-1/2" gauge 0-15 PSI
- All adapters, gauge heads, and hose assemblies feature a quick coupling system
- Comes complete with rubber gauge protectors on both gauges, instructions, and blow-molded case with easy identification marked on case and parts



5380470 FORD® FUEL FILTER CAP TOOL

- Works on Ford® 36mm cartridge style oil filters and fuel filters
- 36mm Hex, combined with six notches allows this tool to do the work of two
- Blue-anodized aluminum
- 3/8" Drive



TU326 GM® 6.6L DURAMAX® DIESEL FUEL SYSTEM TEST

- For diesel fuel pressure and vacuum testing on GM® 6.6L DURAMAX® engines
- Gauge assembly with 6-ft. hose and quick coupler
- 3-1/2" gauge reads 30 in Hg to 15 PSI



FIT810B BASIC FUEL INJECTION TEST KIT

- Includes adapters to service many domestic, Japanese, and marine applications
- Includes both GM® and Ford® test port fittings, in-line and end-of-line hose connections, and fuel bolt sizes 6mm-12mm
- All adapters and gauge heads have quick disconnect fittings for ease of use

Duramax is a registered trademark of General Motors LLC



800.MACTOOLS



WARNING: Cancer and Reproductive Harm - p65warnings.ca.gov
For more info click-on MACTOOLS.COM/PROP65

721

FUEL DISCONNECT TOOLS

MD6000



MD4000



DS400



DTS37000

MASTER AND ANGLED DISCONNECT AND A/C FUEL LINE DISCONNECT SETS

PRODUCT #	SIZE	DESCRIPTION	SET
MD6000		Master Plus Disconnect Set	
MD4000		Master Disconnect Set	
DS400		6-PC. Angled Disconnect Set	
DTS37000		6-PC. A/C Fuel Line Disconnect Set	
CT1117		Clutch Coupling Tool	•
DS410	5/16"	Angled Disconnect - Yellow	• • •
DS420	3/8"	Angled Disconnect - Blue	• • •
LIS39430	1/2"	Angled Disconnect - Red	• • •
LIS39440	5/8"	Angled Disconnect - Green	• • •
LIS39450	3/4"	Angled Disconnect - Orange	• • •
LIS39460	7/8"	Angled Disconnect - White	• • •
LIS37010	7/8"	Disconnect Tool	• • •
LIS37020	3/4"	Disconnect Tool	• • •
LIS37030	5/8"	Disconnect Tool	• • •
LIS37040	1/2"	Disconnect Tool	• • •
L37050	3/8"	A/C Fuel Line Disconnect Tool	• • •
LIS37060	5/16"	Disconnect Tool	• • •
LIS34750		Low-Profile Fuel Line Disconnect	•
LIS39810		GM® Hydraulic Clutch Line Disconnect Set	•
LIS39820		Chrysler® Disconnect Tool	•
LIS39830		Ford® Oil Cooler Line Disconnect	•
LIS39840		Ford® Fuel Line Disconnect Tool	•
L22930	3/8"	Jiffy-Tite®	•
L22940	1/2"	Jiffy-Tite® Low Profile	•
L37300		Fuel and AC Disconnect Pliers	•
L39160		Fuel Line Tool Set	•
L39210		Toyota®/Nissan® Fuel Disconnect	•
MD4000-10		Hairpin Disconnect	•
T39660		Trans Oil Cooler Line Sissors	•
FF350		GM® Fuel Filter Disconnect	•
LIS37500		GM® Fuel Module Disconnect	• •
MD4000-4		Right Arm GM® Fuel Module Disconnect	•
MD4000-5		Right Arm GM® Fuel Module Disconnect	•
MD4000-9	5/16"-3/8"	Sissor Disconnect	•
TD960		Ford® Trans Oil Cooler Disconnect	•



L42400 5-PC. AIR LINE DISCONNECT SET

- Disconnects quick connect push-in connectors found on heavy-duty truck air systems and more
- Each tool is double-ended to disconnect air lines even in hard-to-reach areas
- Angled end allows maximum leverage
- Smaller end fits in tight spots

APPLICATIONS:

- Disconnects air systems on brakes, suspension, steering, engine, transmission, and other auxiliary equipment
- Also disconnects other quick-connect push-in fittings, including: flow-control valves, check valves, shuttle valves, quick exhaust valves, and other function control fittings in compressed air systems
- Smallest size also works on automatic adjusting air suspension systems for automobiles

INCLUDES:

1/8", 5/32", 1/4", 3/8", 1/2", and 5/8"



MFFL 4-PC. INTERNATIONAL MAXX FORCE FUEL LINE DISCONNECT TOOL SET

- International Maxx Force series 11 and 13 engines
- Heat treated fork tines eliminate tool deflection
- Plastic grip handle for comfort
- Tool fits the 3/8" Jiffy-tite® fitting found on oil cooler lines used on transmissions and radiators and other applications





FLT893A
FUEL AND TRANSMISSION LINE DISCONNECT SET

PRODUCT #	DESCRIPTION	APPLICATIONS	COLOR	SIZE	SET
FLT893A	Fuel and Transmission Line Disconnect Set				
FLT782AB	Ford® Fuel Line Coupling Tool	1990 and newer Ford® Rangers and Explorers having 4.0L, 6-cylinder engines	-	-	•
FLT832A	Fuel Line Tool	-	Black	1/4"	•
FLT1032A	Fuel Line Tool	-	Red	5/16"	•
FLT1232A	Fuel Line Tool	-	Gold	3/8"	•
FLT1632B	Transmission Line Tool	-	Blue	-	•
TQD7244C	Transmission/Fuel Line Tool	-	-	-	•



L22990
4-PC. LOW-PROFILE JIFFY-TITE® QUICK-DISCONNECT SET

- Low-profile design quickly and easily disengages the line from Jiffy-Tite® quick-connect fittings without removal of the clip
- The teeth of the tool fit perfectly into tight tolerance of Jiffy-Tite® connectors and when rotated allow the line to be pulled without damage to the connector or retaining clip so they can be reused



JT34DT
3/4" DISCONNECT TOOL

- Includes one each of all four sizes Jiffy-tite® quick disconnect tools (3/8", 1/2", 5/8", and 5/8" 30%)
- Applications include light-duty GM® cars, trucks, vans and SUVs and medium-duty GM® trucks
- Packaged in a blow-molded case



L22930
3/8" JIFFY-TITE®

- Disengages the line from Jiffy-tite® quick connect fittings without removal of the clip
- Teeth of the tool fit perfectly into tight tolerance of Jiffy-tite® connectors and when rotated allow the line to be pulled without damage to the connector or retaining clip so they can be reused
- Tool fits the 3/8" Jiffy-tite® fitting found on oil cooler lines used on transmissions and radiators and other applications



JT227
JIFFY-TITE® DISCONNECT SET

- Disengages the line from Jiffy-tite® quick-connect fittings without removal of the clip
- Handy spring-action of the stainless steel tool keeps the tool on the line and makes the tool easier to use

Jiffy-tite® is a trademark of Denker NY, Inc.



FUEL STOPPERS AND PINCHERS



HOSE PINCHING CLAMPS


- Lightweight, sturdy, non-conductive locking clamps for fuel, vacuum, and radiator hoses
- Both sets include small, medium, and large sizes which cover 7/64" to 2-1/4"

PRODUCT #	DESCRIPTION	SIZE	SET
FCSA	3-PC. Angled Hose Pinching Clamps		
FCS1	3-PC. Hose Pinching Clamps		
FCSA1	Fuel Line Clamp	Small	•
FCSA2	Fuel Line Clamp	Medium	•
FCSA3	Fuel Line Clamp	Large	•
FCS1A	Hose Clamp	Small	•
FCS1B	Hose Clamp	Medium	•
FCS1C	Hose Clamp	Large	•



L67000 MASTER LINE STOPPER SET

- The set includes four stoppers to seal lines in automotive flare type steel brake lines, power steering and transmission cooler lines
- Two line clamp pliers 6-1/4" and 7-1/4" in length seal flexible brake lines, fuel and vacuum lines, with smooth rounded edges that will not damage internal hose reinforcement
- Made of light weight and highly visible, fluid resistant nylon-reinforced plastic
- Eight stoppers and four caps are made of highly visible, flexible plastic and used for plugging vacuum and fuel lines during engine tune-ups
- Stepped design can be used for both internal and external stoppage
- Stopper sizes from 1/8" through 1/2"
- Caps are 5/8" and 3/4" for larger lines



HCP22850 2-PC. HOSE PINCHER SET

- A very quick and easy way to pinch off vacuum lines, fuel lines, and other small diameter lines without damage
- Body is made from strong fiberglass reinforced nylon for long life and resistance to solvents





**S115KP
DIESEL INJECTOR PULLER®**

- Pulls injectors on Detroit Diesel® and Cummins® engines
- Bend and long handle provide extra leverage



**L37160
85° BENT-HEAD
DISCONNECT PLIERS**

- Low-profile design with 85° bend allows the tool to fit between the top of the fuel tank and vehicle
- Works great on Delphi two tab connectors and some import vehicles
- Compatible with some electrical connectors
- Spring action for ease-of-use



**VFL12
VOSS 1/2" FUEL LINE
DISCONNECTION SET**

- For Cummins® ISB, ISC, QSC8.3, QSL9, and International engines
- 90° And straight version for multiple applications where space maybe limited



**LIS37300
FUEL AND AC
DISCONNECT PLIERS**

- Provides extra leverage when disconnecting quick-connect coupling AC and fuel lines
- Use with 5/16", 3/8", or 1/2" adapters from Lisle 37000 or 39400 Disconnect Tool Sets
- Pliers' forks have different sized openings so the tool can be turned around to fit single or two step collar designed connector lines



**L30600
CV BOOT CLAMP PLIERS**

- A special boot clamp crimping pliers that is designed to work in confined spaces
- The pliers work from the side (head is turned 90°) unlike traditional tools that work from the end



**L63000
FUEL TANK
LOCKING RING TOOL**

- Remove and install plastic fuel tank lock rings from 4" to 7-1/4" without damage
- Adjust to fit a wide range of applications and keeps the drive centered
- Works on the new smaller GM® serrated rings and traditional rings



**FFW700
FORD® FUEL FILTER WRENCH**

- Access tough fuel filters found on Ford® Power Stroke Diesel and International Navistar Diesel engines
- Allows for positive contact on all tabs of the filter cap
- Two types of configurations allow tool to work on different styles of fuel filter lids



EMISSIONS

SENSOR WRENCHES AND SOCKETS



OSW-SET
11-PC. OXYGEN
SENSOR SOCKET SET

- Master oxygen sensor and sending unit tool set



SW6500B
FLEX-HEAD OXYGEN
SOCKET TOOL - 12-PT.

OSW28F (NOT SHOWN)
BENT-HANDLE FLEX-HEAD
OXYGEN SENSOR WRENCH - 6-PT.

- Flexible head design assists in the removal of stubborn O2 sensors that are 7/8" in diameter, a common size to most vehicles
- Pivots to allow more angles of placement

PRODUCT #	DESCRIPTION	APPLICATIONS	SIZE	SET
OSW-SET	11-PC. Oxygen Sensor Socket Set			
OSW101	Oxygen Sensor Socket	O2 and oil pressure sending units on late	1/2" x 29mm x 90mm	•
OSW102	Oxygen Sensor Socket	1980s/mid-1990 vehicles	3/8" x 7/8" x 90mm	•
OSW103	Oxygen Sensor Socket	Vacuum switches with a 7/8" hex and some O2 sensors	1/2" x 27mm x 85mm	•
OSW104	Oxygen Sensor Socket	Thermal sensor switches on 1973-1977 GM® vehicles	3/8" x 7/8" x 80mm	•
OSW105A	Oil Sending Unit Socket	O2 sensors and vacuum switches on many domestic and imported vehicles requiring wire clearance	1/2" X 1-1/16" X 74MM	•
OSW106	Oxygen Sensor Socket	Designed with a slot to accommodate the connectors on heated O2 sensors	3/8" x 7/8" x 50mm	•
OSW107	Offset Oxygen Sensor Wrench	Low profile for use in tight areas	3/8" x 7/8" x 30mm	•
OSW108	Special Tube Socket	To remove O2 sensors on many European vehicles; also for Mercedes diesel injectors	3/8" x 22mm	•
OSW109	Offset Oxygen Sensor Wrench	Allows maximum accessibility when removing O2 sensor sockets; also for Super-Duty 12- and 6-PT. applications	2-1/8"	•
OSW110	Deep Oxygen Sensor Socket	Side slot allows wire clearance	3/8" x 3-7/8"	•
OSW111	Oxygen Sensor Thread Chaser	Can be used to clean and repair threads on exhaust O2 sensor parts; also to clean threads on M18 x 1.5 spark plug socket	-	•



**OSW8875B
OXYGEN SENSOR
WRENCH**

- Compact design
- Made from quality heat-treated steel, this tool works on both foreign and domestic cars
- Drive size: 3/8"



**OSW6675B
SHIELDED OXYGEN
SENSOR WRENCH**

- 6-PT. Double hex
- Forged of chrome-alloy steel with SP high-tech black finish
- Repair and replace shielded oxygen sensors currently found on many Asian vehicles including Toyota® and Lexus®
- Fits in the limited space of the heat shield
- Offers maximum strength



**OSW390
DUAL-DRIVE OXYGEN
SENSOR WRENCH**

- Wrench allows the use of either a 1/2" and 3/8" drive ratchet or breaker bar
- 1/2" drive end of the tool to initially loosen stuck sensors
- 3/8" ratchet on the top
- Fits oxygen sensor applications with a heat shield
- Slotted body allows clearance for wire harnesses



**OSW111
OXYGEN SENSOR
THREAD CHASER**

- Can be used to clean and repair threads on exhaust Oxygen sensor parts; also to clean threads on M18 x 1.5 spark plug socket



**WSD66
WATER SENSOR WRENCH OEM**

- Removes and installs the water sensor on 2001 to 2011 6.6L DURAMAX® diesel engines



**4437
8-PC. SOCKET SENSOR SET**

DRIVE	SIZE	DESCRIPTION
1/2"	29mm	Vacuum Switch and O2 Socket
3/8"	7/8"	Vacuum Switch and O2 Socket (wide slot)
1/2"	27mm	Thermal Sensor Switch
3/8"	7/8"	Vacuum Switch and O2 Socket (narrow slot)
3/8"	1-1/16"	Oil Pressure Sending Unit Socket
1/2"	7/8"	Offset O2 Sensor Socket
3/8"	7/8"	Offset O2 Sensor Socket (low profile)
3/8"	1-1/16" and 1"	Oil Pressure Socket (short access)



**SC1531A
OXYGEN SENSOR SOCKET**

- Remove and install oxygen sensors on computerized engine control vehicles
- Can be used in conjunction with a torque wrench
- Size: 7/8" x 3-7/8"



**SC1531
OXYGEN SENSOR SOCKET**

- Remove and install oxygen sensors on computerized engine control vehicles
- Can be used in conjunction with a torque wrench
- Size: 7/8" x 3-1/4"

TOOLS AND NOTES	ENGINE SIZE	CONFIGURATION	REPRESENTATIVE CAR MODEL
SC1531 OR SC1531A	1.9L	1-4	Escort® GT
SC1531 (NHS)	2.3L HSC	1-4, EFI	Tempo® / Topaz®
SC1531 OR SC1531A (LOTS OF ROOM, SMALL SENSOR)	2.3L OHC	1-4, FBC	Mustang® / Capri®
SC1531A (HS)	2.9L	V-6, EFI	Ranger®
SC1531A OR WRENCH (HS)	2.9L	V-6	Bronco II®
SC1531A OR WRENCH (LOTS OF ROOM, HS)	3.0L	E-6, EFI	Aerostar®
SC1531A (CLOSE TO WALL, DIFFICULT TO FIT)	3.8L	E-6, EFI	Cougar® / T-Bird® LTD/ Marquis®
SC1531A (MOVE 1/4" TUBE TO FIT)	4.9L	16	F150®
SC1531A (HS)	5.0L	V-8, EFI	Marquis Grand F150®

* Does not list all possible models. EFI—electronic fuel injection, FBC—feedback carburetor, NHS—non-heated O2 sensor, HS—heated O2 sensor.

Duramax is a registered trademark of General Motors, LLC. Ranger, Bronco, Tempo, Mustang, Aerostar, Cougar, F150 and Marquis Grand are trademarks of Ford Motor Company.

TESTING

COMPRESSION TESTERS



CT155A DELUXE COMPRESSION TEST KIT

- Complete with standard and specialty adapters
- This deluxe kit offers a complete package for compression testing on gasoline engines
- Kit includes the deep well connector used on recessed plug well style heads and the Ford® Triton™ engine adapter using 16mm thread plugs

INCLUDES:

- (1) 14mm Deep Well Extension
- (1) 12mm Adapter
- (1) 18mm Adapter
- (1) 16mm Compression Tester Adapter



CT70 7-PC. COMPRESSION TESTER SET

- Designed for complete compression testing on gasoline engines including domestic, import, motorcycle, marine, and small engines
- Corrosion-resistant nickel-plated finish adapters work on both flat and tapered seat plugs
- Professional 2-1/2" quality gauge with zero adjust feature extra long 25" flex hose gauge assembly with quick coupler, allows easy viewing out of cluttered engine compartment
- Dual scale gauge reads 0-300 PSI and 0-2,100 kg/cm²

INCLUDES:

- (1) 12" Flex-14mm Standard Reach Hose
- (1) 12" Flex-14mm Long Reach Hose
- (3) 10, 12 and 18mm Thread Adapters
- (1) Repair Parts Kit
- (1) Blow-Molded Case with Removable Lid



VG3000 VACUUM FUEL PRESSURE SET

- Ideal for testing vacuum lines and components
- Accurately tests low-pressure fuel systems
- Quickly diagnose internal engine problems such as bad rings, valves, and leaking head gaskets
- Kit comes complete with adapter for most applications
- Pinpoint hard to find problems such as cracked lines, PCV, fuel pump, fuel filters, and more
- Professional 3-1/2" quality gauge with zero adjust feature reads both vacuum and pressure
- Dual scale gauge reads 0-30" Hg vac and 0-70 cm Hg, also reads 0-15 PSI and 0-100 kPa



CLD210MA DIFFERENTIAL CYLINDER PRESSURE TESTER

- Quickly locates internal engine problems such as bad rings, valves, and leaking head gaskets
- Comes with adapters for most applications

INCLUDES:

- (1) 10mm Adapters
- (1) 12mm Adapters
- (1) 18mm Adapters
- (1) Blow-Molded Case



TPT460M
TRANSMISSION/OIL PRESSURE TEST KIT

- This professional kit can be used for domestic and import applications
- High and low pressure gauges make this kit useful for both transmission and engine work
- Comes complete with adapters for most applications and is designed to be used for either static or road testing

INCLUDES:

- | | |
|-----------------------------------|---------------------------------|
| (1) M8 x 1.0 to 1/8" NPT | (1) 1/8" NPT Female |
| (1) M10 x 1.0 to 1/8" NPT | (1) 1/4" NPT Male/Female, |
| (1) M12 x 1.75 to 1/8" NPT, | (1) 3/8" NPT Male x 1/8" Female |
| (1) 1/8" NPT x 2" Male | (1) 1/8" NPT Male x 1/8" Female |
| (1) 1/4" NPT Male x 1/8" NPT Male | (1) 1/16"-27 NPT Male x 1/8"-27 |



FD60L
FORD 6.0L DIESEL ENGINE TOOL

- Properly test vehicle systems for leaks and blockage
- Safely remove and re-install harnesses without damage
- Diagnose pressure problems often associated with no starts
- Remove and replace common components like Injection Pressure Regulators (IPR), oil lines, glow plug harnesses, and injector harnesses

INCLUDES:

- (1) 6594 Oil Line Disconnect Tool
- (1) 6760 Fuel Filter Wrench
- (1) 6763 HP Diesel Fuel Rail Adapter
- (1) 6764 IPR Controller
- (1) 6765 Inject Pressure Regulator Sock
- (1) 6766 6.0L Injector Terminal Release Tool
- (1) 6768 Glow Plug Harness Release Tool



TPT6750
TRANSMISSION/OIL PRESSURE TEST KIT

- Three gauge heads: 0-60psi, 0-300psi, and 0-800psi
- Gages read in both SAE and metric and come complete with rubber SAE gauge protectors
- Fifteen adapters cover virtually all applications, from standard pipe fittings to metric
- Includes a spare kit of extensions and elbows in case you need to plumb around an extension
- All gages and fittings are fully quick-disconnect

INCLUDES:

- | | |
|--|-------------------------|
| (1) 1/8" x 27 NPT Male | (1) 14mm x 1.5 Male |
| (1) 8mm x 1.25 Male | (1) 3/8" x 18 NPT Male |
| (1) 1/8" x 28 British Pipe Thread Male | (1) 1/4" x 18 NPT Male |
| (1) 8mm x 1/2" Male | (1) 1/16" x 18 NPT Male |
| (1) 18mm x 1.5 Male | (1) 12mm x 1.5 Male |
| (1) 10mm x 1.0 Male | (1) 1/2" x 20 Male |
| (1) 16mm x 1.5 Male | (1) 3/8" x 20 Male |
| | (1) 8mm x 1.0 Male |

CTD140
14MM COMPRESSION TESTING DEEP WELL EXTENSION

- Solid steel 8" length shaft
- Upper T-wing grip for ease of installation and removal
- Popular 14mm thread for both flat and tapered seat plugs
- Corrosion-resistant nickel-plated finish



CT145F
FORD® TRITON 16MM COMPRESSION TESTER ADAPTER

- Use with Mac Tools® and OTC compression testers [or other compression testers with a 14mm thread] to access hard to reach spark plug holes
- Works on 2004-2007 Ford® 4.6 and 5.4L, 3-valve Triton™ V-8 engines
- Easy-to-turn feature makes starting thread fast



TESTING

COMPRESSION TESTERS



VP500K AUTOMOTIVE PRESSURE TEST KIT

- Can be used as a complete one-person brake bleeding kit with 12-oz. bottle and rigid quick connect to pump
- Dual hand pump can produce and measure vacuum or pressure with equal performance and precision
- Switches between vacuum/pressure at the turn of a switch ergonomically designed handle for ease of operation
- Single-hand vacuum/pressure release action allows multiple tests without disconnection
- Accessories to perform multiple vacuum and pressure tests on vehicle

CT900D DIESEL COMPRESSION TESTER SET

CT700D (NOT SHOWN) COMPRESSION TESTER WITHOUT ADAPTERS

- Includes 0 to 1,000 PSI (0-70 bars) compression gauge and adapters for GM®, VW®, small Cummins®, Mercedes Benz®, plus adapter to fit Bacharach fittings
- Release valve allows for venting – resets for repeat tests
- Swivel end connector attaches to adapters
- Records maximum pressure
- High-pressure hose, 16-1/2" long



PRODUCT #	APPLICATIONS	SIZE	SET
CT900D	Diesel Compression Tester Set in Metal Box	-	•
CT700D	Compression Tester	-	•
SGT35000	GM® 6.2L	Fits Glow Plug Port	•
CT1100D	Detroit Diesel® 53, 71, and 92 Series	Fits Fuel Injector Port	•
SGT35200	Caterpillar® Models: D-336, 1674, 1676, 3406, 3408	Fits Fuel Injector Port	•
SGT34730	GM® and Ford®/International 6.9L	Fits Glow Plug Port	•
CT740VW	Volkswagen®	Fits Fuel Injector Port	•
SGT34760	Small Cummins®	Fits into Nozzle/Injector Port	•
CT780MB	Mercedes Benz®	Fits Glow Plug Port	•
CT840C	Cummins®: NA (855 cu. in.) V6, V8, and V12 with 5-1/2" Bore	Fits Fuel Injector Port	•
CT950CI	GM® and Isuzu® 1.8L and 2.2L	Fits Glow Plug Port	•
SGT34770	Heavy-Duty Equipment/Heavy-Duty Injector Port	Fits Bacharach Adapters	•
SGT35150	Cummins®/Case® "B" Series: 2.96L, 3.9L, 5.9L	M24-1.50	•
SGT35250	Ford®/Navistar 7.3L Turbo Direct Injection (Power Stroke)	M10-1.00	•
SGT35350	Navistar DT360, DT468, 9.0L, 312, 360, 414, 438, and 446 C.I.D.	Fits Fuel Injector Port	•
SGT35500	Kubota	8mm	•
SGT35550	Ford® 2.0L, DURAMAX® 6.6L, Kubota®, Mitsubishi® 2-Cyl/3-Cyl, Toyota® 2.2L	M10-1.25	•
SGT35650	Ford® Power Stroke 6.0L and 6.4L	M14-1.25	•



Duramax is a registered trademark of General Motors LLC

730



WARNING: Cancer and Reproductive Harm - p65warnings.ca.gov
For more info click-on MACTOOLS.COM/PROP65




46-131
STANLEY® PREMIUM DIE-CAST HANDLE COMBINATION SQUARE

- Durably etched, hard-chrome-plated blades are rust-resistant and made to last
- 16" Square has precision-machined working surfaces for improved accuracy
- Built-in scribe comes in handy for surface marking
- Easy-to-read vial
- High-visibility yellow, die-cast handle with brass hardware for durability



MPR6
6" MACHINIST'S POCKET RULE

- Precision ground and tempered
- Clear etched graduations in 8ths, 16ths, 32nds, and 64ths



PR6
6" POCKET RULE

- Stainless steel with spring pocket clip
- Metric and English graduations
- English/metric equivalents chart on back



SE24A
PRECISION STRAIGHT EDGE - 24"

SE18A
PRECISION STRAIGHT EDGE - 18"



33-116
STANLEY® 16' POWERLOCK® TAPE RULE

- 33-212 (NOT SHOWN)**
STANLEY® 12' POWERLOCK® METAL CASE TAPE RULE
- Mylar® polyester film extends life of entire blade
 - Chrome high-impact case is job-site tough
 - Secure blade lock won't creep during measurements
 - 16" and 19.2" Stud center markings simplify framing jobs
 - Corrosion-resistant Tru-Zero™ end hook for accurate measurements
 - Blade length: 16' - Blade width: 3/4"



33-279
MAX® 25' TAPE RULE

- 10' Blade standout
- 1-1/8" Wide blade for easy readability
- High-impact ABS case with durable rubber holds up to heavy use
- AirLock™ rubber slide lock is resistant to impact and makes locking and unlocking easy
- 16" and 19.2" Stud center markings simplify framing jobs
- Cushion grip provides comfortable, slip-resistant hold
- Three-rivet, corrosion-resistant Tru-Zero™ end hook for accurate measurements
- Specially designed multi-catch hook grabs on top or bottom for versatility
- Blade length: 25' - Blade width: 1-1/8"



33-726
8M/26' 1-1/4" FATMAX® TAPE RULE

- 1-1/4" Wide blade
- 11-Foot blade standout
- Mylar® polyester film for protection against rust and wear on the blade
- BladeArmor® coating that extends blade life 10X longer than a basic Stanley tape rule
- Tru-Zero™ end hook for accurate inside and outside measurements

Mylar is a registered trademark of Dupont, Teijin Films U.S.





DTDG2
DIGITAL DEPTH TIRE GAUGE

- Large LCD display
- Zero setting at any position
- Inch/Metric/Fraction system interchange
- Manual power on/off
- Suitable for tread depth, brake shoe, and pad wear



DDR6059F
DIGITAL CALIPER 0 - 2.25"

- Three keys: mm/in (metric/inch conversion)
- ABS (absolute and relative measurement conversion)
- ON-ZERO (power on/off and zero setting)
- Hardened stainless steel construction, thumb wheel and lock screw, automatic power off and RS232 output
- Supplied with one spare battery
- Meets DIN862 specification
- Blow-molded case



DDC6027
DIAL CALIPER 0 - 6"

- Reads both in inches and metric
- 4-Way measurements: inside, outside, step, and depth
- Shock-proof design, adjustable zero-set with lock
- Hardened stainless steel construction, satin chrome scale, thumb wheel, and lock
- Meets DIN862 specification
- Blow-molded case



DDC61232F
DIGITAL CALIPER 0 - 6" WITH FRACTIONS

- Three keys: OFF/ON (turn on/off display), ZERO (zero setting), mm/in (metric/inch conversion)
- Inside, outside, step, and depth measurements
- Hardened stainless steel construction
- Spare battery
- Meets DIN862 specification



DMG344
MAGNETIC BASE

- Accepts all dial indicators having 3/8" diameter shank and/or lug back with 1/4" diameter mounting hole
- Attaches to flat surfaces horizontally or vertically
- V-groove base mounting on cylindrical surface
- 132 lbs. Pull magnet and on-off switch, fine adjust arm, and solid knobs
- Blow-molded case



DCBG280
CYLINDER BORE GAUGE

- Measures cylinder wear
- Self-centering, jeweled indicator
- Meets JIS B7515 specification
- Blow-molded case



DMCS3
3-PC. 0 - 3" MICROMETER SET

- Black wrinkle finish frame
- Satin chrome finish on sleeve and thimble
- Lapped carbide measuring faces, spindle lock, ratchet stop, zero adjustment with supplied wrench, micrometers over 1" supplied with standard blow-molded case
- Meets DIN863 specification

INCLUDES:

0-1", 1-2", and 2-3" Micrometers



DMC100
0 - 1" MICROMETER

- Black wrinkle finish frame
- Satin chrome finish on sleeve and thimble
- Lapped carbide measuring faces, spindle lock, ratchet stop, zero adjustment with supplied wrench, micrometers over 1" supplied with standard
- Meets DIN863 specification
- Blow-molded case

PRODUCT #	GRADUATION	MEASURING DEPTH	RANGE
DMCS3	0.0001"	-	0 - 3"
DMC100	0.0001"	-	0 - 1"
DDM300	0.001"	-	0 - 6"
DDI350	0.0001"/0.001mm	-	0-0.5"/0-12.7mm
DDR6465	0.0001"/0.001mm	-	0-0.5"/0-12.7mm
DDR66059F	0.0005"/0.01mm	-	0-2.25"/0-57.15mm
DDC6027	.001"/0.02mm	-	0-6"/0-150mm
DDC61232F	0.0005"/0.01mm	-	0-6"/0-150mm
DCB6280	0.0001"	12"	2"-6"



DDM300
0 - 6" DEPTH MICROMETER

- Six interchangeable rods with hardened and lapped measuring face
- 4" Length hardened and lapped stainless steel base
- Satin chrome finish on sleeve and thimble
- Spindle lock, ratchet stop, zero adjustment with supplied wrench
- Meets DIN863 specification
- Blow-molded case



DDI350
DIGITAL DIAL INDICATOR WITH MAGNET

- RS232 output
- Spare battery
- Measures distance, checks alignment, roundness and run-out, cam shaft, and valve guide wear
- Powerful magnetic base
- Meets DIN878 specification
- Blow-molded case



DDR6465
DIGITAL ROTOR/BALL JOINT DIAL INDICATOR

- RS232 output
- Spare battery
- Checks ball joint wear and disc rotor run-out
- Indicator mounted on flex-arm
- Meets DIN878 specification
- Blow-molded case





FG10S FEELER GAUGE SET

- Each blade is 4" long and is offset 45°
- Total length of each gauge with the handle is 6-3/4"

PRODUCT #	DESCRIPTION	SIZE	SET
FG10S	10-PC. Feeler Gauge Set		
FG10EZG-010	Feeler Gauge	0.01	•
FG10EZG-012	Feeler Gauge	0.012	•
FG10EZG-014	Feeler Gauge	0.014	•
FG10EZG-016	Feeler Gauge	0.016	•
FG10EZG-018	Feeler Gauge	0.018	•
FG10EZG-020	Feeler Gauge	0.02	•
FG10EZG-022	Feeler Gauge	0.022	•
FG10EZG-024	Feeler Gauge	0.024	•
FG10EZG-027	Feeler Gauge	0.027	•
FG10EZG-030	Feeler Gauge	0.03	•



FG275
**26-BLADE MASTER
OFFSET GAUGE**



FG013
**22-BLADE MASTER
GO-NO-GO GAUGE**



FG002
**25-BLADE UNIVERSAL
MASTER GAUGE**

- Standard feeler gauges



FG015
**16-BLADE MASTER
IGNITION GAUGE**



FG030
**25-BLADE METRIC
MASTER GAUGE**



FG15
**15-BLADE VALVE LASH
FEELER GAUGE**

- For valve adjustment

INCLUDES:

- (15) Step-ground'
- (15) Go-No-Go blades

PRODUCT #	BEND	BLADE SIZE	BLADE SIZE MM	BLADE THICKNESS MM
FG275	45°	4" x 1/2"	101.6 x 12.7	.005, .006, .007, .008, .009, .010, .011, .012, .013, .014, .015, .016, .017, .018, .019, .020, .021, .022, .023, .024, .025, .026, .027, .028, .029, .030
FG002	0°	3" x 1/2"	76.2 x 12.7	.0015, .002, .003, .004, .005, .006, .007, .008, .009, .010, .011, .012, .013, .014, .015, .016, .018, .020, .022, .024, .025, .028, .030, .032, .035
FG030	0°	3" x 1/2"	76.2 x 12.7	.04, .05, .06, .07, .08, .09, .10, .15, .20, .25, .30, .35, .40, .45, .50, .55, .60, .65, .70, .75, .80, .85, .90, .95, 1.00
FG013	0°	3" x 1/2"	76.2 x 12.7	.004, .006, .005, .007, .006, .008, .007, .009, .008, .010, .009, .011, .010, .012, .011, .013, .012, .014, .013, .015, .014, .016, .015, .017, .016, .018, .017, .019, .018, .020, .019, .021, .020, .022, .021, .023, .022, .024, .023, .025, .024, .026, .025, .027
FG015	0°	1-3/4" x 1/4"	44.5 x 6.4	.011, .012, .013, .014, .015, .016, .017, .018, .019, .020, .022, .024, .025, .028, .030, .032
FG15	45°	6" x 1/2"	152.4 x 12.7	.007, .009, .008, .010, .009, .011, .010, .012, .011, .013, .012, .014, .013, .015, .014, .016, .015, .017, .016, .018, .017, .019, .018, .020, .019, .021, .020, .022, .023, .025, .026, .027, .026, .028, .028, .030




PULLERS

GEAR PULLERS

RATCHETING GEAR PULLER

- Quick-release jaws for fast changes between two- and three-jaw mode
- Ratcheting design holds jaws in position while setting puller
- Jaws are reversible for pulling on the inside or outside of object needing pulled



PRODUCT #	DESCRIPTION	CAPACITY (TONS)
GP102	2-3 Jaw Puller	2
GP105	2-3 Jaw Puller	5
GP105B	2-3 Jaw Puller	5
GP107	2-3 Jaw Puller	7



PJ1302L



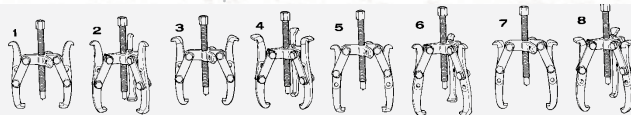
PJ200SA



PJ500SA



The PJ200S and PJ500S Puller Sets may be assembled into the eight different configurations as shown



GP102TJ 2-TON RATCHETING THIN-JAW GEAR PULLER

GP105TJ (NOT SHOWN) 5-TON RATCHETING THIN-JAW GEAR PULLER

PRODUCT #	DESCRIPTION	CAPACITY TONS	REACH IN. / MM	SCREW SIZE	SPREAD IN. / MM
PJ1302L	2-Jaw Puller - Long Jaw	13	15-1/4" / 387.4	13/16" - 16 x 12" long	15-1/2" / 393.7
PJ200SB	Eight-Way Puller Set	2	3-3/8" / 85.7	3/8" - 24 x 4-7/8"	4-3/4" / 120.7
PJ500SB	Eight-Way Puller Set	5	5-1/2" / 139.7	9/16" - 20 x 6-15/16"	7" / 177.8

- Designed for automotive and industrial use
- Ratcheting legs for multiple configurations
- Wider and thinner jaws can clamp damaged bearings easily
- Jaw Reach: 2-5/8"
- Jaw Spread: 3-1/4"



PULLERS

BEARING AND HUB PULLERS



PP680 HEAVY-DUTY PUSH-PULLER SET

- 10-Ton capacity =bar-type puller set
- Well-suited for automotive, heavy-duty machinery, trucks, and off-road equipment
- Sturdy storage blow-molded case



BH581B BLIND HOLE BEARING PULLER SET

- For pulling jobs requiring an internal pull
- Four collet sizes: 7/16" to 1/2", 9/16" to 11/16", 5/8" to 1", 1" to 1-1/4", for a wide range of applications

INCLUDES:

- (1) 2-1/2-lbs. Slide hammer with T-handle
- (1) Blow-Molded Case




PJAB 3-PC. BLIND BEARING ADAPTER SET

- Designed to fit a standard slide hammer (5/8"-18 thread)
- Removes blind hole bearings, bushings and sleeves

INCLUDES:

- (3) Collet Adapters: 3/8", 1/2", and 3/4"



PBP1170C PILOT BEARING PULLER

OTC29189 (NOT SHOWN) HEAVY-DUTY JAW FOR PBP1170

- Built specially for inside pulling jobs, and particularly for removing flywheel pilot bearings on autos, trucks, and tractors
- Also practical for pulling motor, generator, and magnet bearings



PP955B PILOT BEARING PULLER

- Designed for close-quarter pulling of flywheel pilot bearings where slide hammer cannot be used

CAPACITY	CAPACITY (MM)	REACH	REACH (MM)
1/2" to 1-1/2"	12.7 to 38.1	1"	25.4





BP534B
MULTI-PURPOSE BEARING AND PULLEY PULLER SET

- For a wide range of pulling jobs
- Reach: 1" To 2-1/4" - Spread: 3" To 5"

- INCLUDES:**
- (2) Forcing Screws (Live Center)
 - (2) Cross-Bar Yokes
 - (2) Clamp Bolts
 - (3) Pairs Of Puller Jaws
 - (1) Pair Of Jaw Pins With Ball Spring
 - (3) Pairs Of Capped Bolts

PRAB7494B
REAR AXLE/WHEEL BEARING PULLER SET

- INCLUDES:**
- (3) Pullers - Providing Coverage For Most Domestic Cars
 - (1) Blow-Molded Case

PRODUCT #	DESCRIPTION	MAX AXLE IN. / MM	MINIMUM BEARING TUBE ID IN. / MM	SET
PRAB7494B	Rear Axle/Wheel Bearing Puller Set			
PRAB7494B-1	Rear Axle/Wheel Bearing Puller	1-7/8" / 47.6	1" / 25.4	•
PRAB7494B-2	Rear Axle/Wheel Bearing Puller	2-3/8" / 60.3	1-5/16" / 33.3	•
PRAB7494B-3	Rear Axle/Wheel Bearing Puller	2-7/8" / 73	1-3/8" / 34.9	•



PB518B
5-TON BAR-TYPE PULLER/BEARING SEPARATOR SET

- Two bearing splitters (2" and 3"), four sets of hex push-puller legs and bar-type puller head
- 5" Puller cross-bar with 6-1/4" forcing screw

PULLERS

BEARING AND HUB PULLERS



PMA6540B

8-PC. REAR AXLE BEARING PULLER SET

- Set contains slide hammer and most common attachments needed for servicing flange-type floating rear axle bearing and seals in many late model rear wheel drive cars and light trucks

INCLUDES:

- (1) PMA6540A-1 Slide Hammer Tee Bar Assembly
- (1) PMA6540A-2 5-lb. Slide Hammer
- (1) PMA6540A-3 Pulling Hook
- (1) PMA6540A-4 Rear Axle Pulling Plate
- (1) PMA6540A-5 Bearing Cup Remover
- (1) PMA6540A-6 1-7/8" Rear Axle Bearing Puller
- (1) PMA6540A-7 2-3/8" Rear Axle Bearing Puller
- (1) PMA6540A-8 2-7/8" Rear Axle Bearing Puller



PS959B

SLAMMER HAMMER EIGHT-WAY PULLER

- 5 lbs. Slide hammer

INSIDE SPREAD	OUTSIDE SPREAD	SLIDE ROD SIZE
1-1/4" to 4-1/4" (31.8mm to 108.0mm)	1" to 4-1/2" (25.4mm to 114.3mm)	5/8"-18" x 23"



PS1190B

SLAMMER HAMMER PULL SET


- Deluxe version of the popular Slammer Hammer
- This set will make up to ten different pullers
- Includes a wider assortment of jaw sizes, a front hub puller assembly, and a forcing screw and sleeve





**PP7208C
FRONT HUB PULLER**

- Removes and installs front hubs on today's FWD cars
- Creates up to five tons of working force, for use on most front wheel drive cars, plus a spare locknut that allows the use of a standard slide hammer puller for rear axle flanges
- With locknut for rear axle flanges



**MHT6290
FRONT HUB PULLER
FOR 4WD VEHICLES**

- 1988-2014 GM® 1/2-ton, 3/4-ton, and 1-ton trucks
- 1994-2014 Dodge® 3/4-ton and 1-ton Ram trucks
- 1998-2014 Ford® 3/4-ton and 1-ton trucks, Excursion



**PP515C
GEAR AND PULLEY PULLER**

- Pulls timing gears, fan pulleys, harmonic balancers and other tapped-hole parts
- Each puller includes two hex head cap screws; 3/8" - 16 NC x 3" long



**PP522B
LARGE GEAR AND
PULLEY PULLER**

- Removes parts with tapped holes such as gears and pulleys
- Any cap screws up to 1/2" diameter can be used (not included)



**PB2500
POWERBAR HAND
IMPACT WRENCH**


- Remove and replace harmonic balancer pulleys
- Up to 600 ft-lbs. of torque
- Applications include pulleys, flywheels, couplings, flanges, lawn mower base plate, ect.

PRODUCT #	PULLER BLOCK WIDTH IN. / MM	SCREW	SPREAD RANGE IN. / MM
PP515C	4-7/8" / 123.8	5-1/2" (139.7mm)	1-1/2" to 4-1/4" / 38.1 to 108.0
PP522B	8-1/4" / 209.6	3/4"-16 x 11-5/8"	2" to 7-3/4" / 50.8 to 196.9



**PP77754C
HEAVY-DUTY SLIDE
HAMMER AXLE PULLER**

- Heavy-duty 10-lbs. hammer
- INCLUDES:**
 (1) 5/8" - 18 X 2" Hardened Bolt
 (1) Stud Adapter
 Heavy-Duty Shaft and Threads



**PP967C
SLIDE HAMMER
REAR AXLE PULLER**

- Fits most passenger cars and light trucks for removal of flange-type rear axles
- 5-Lbs. Slide hammer with pulling plate, services axles with bolts or studs up to 9/16" diameter
- Fits 4, 5, or 6 bolt stud circle to 5-9/16" [141.3mm]



**PS999B
NINE-WAY SLIDE
HAMMER SET**

- 5-Lbs. Hammer in polished chrome finish
- Pulls flange-type rear axles and most front-wheel drive hubs
- Internal and external jaws provide a variety of combinations to pull bearings, gears, and seals
- Two- and three-way cross blocks and cone provide the perfect jaw configuration for most jobs
- C-Frame opening is 8.875"

- INCLUDES:**
 (1) Grip Wrench Adapter
 (1) Dent Puller Attachment for Sheet Metal or Other Pulling Requirements

PULLERS

BEARING AND HUB PULLERS

GREAT TO WORK WITH™

STP600B

DELUXE 43-PC. MASTER BOLT GRIP SET

- Covers almost every car, pickup, SUV and small engine
- Capable of handling almost every 2- or 3-way bolt pull possible
- For use on a variety of jobs: harmonic balancers, steering wheels, crankshaft pulleys, and gears

INCLUDES:

- (1) 3/4" Center x 4-1/4" Diameter Heavy-Duty 4-Way Slotted Puller Yoke
- (1) 3/4-16UNF x 5-3/8" Grade 5 Hardened Live-Center Forcing Screw
- (1) 3/4-16UNF x 2-3/4" Grade 5 Hardened Live-Center Forcing Screw
- (3) 5/16-24 UNF x 3" Grade 8 Special Stepped Bolts
1990 and Newer GM® 3300-3800 V-6 Crankshaft Pulleys
- (1) Blow-Molded Case
- (1) Detailed Application Chart
- (3) 1/4 - 28UNF x 3"
- (3) 5/16 - 24UNF x 3"
- (3) 5/16 - 18UNC x 3.5"
- (3) 3/8 - 24UNF x 1.5"
- (3) 3/8 - 16UNC x 2"
- (3) 3/8 - 16UNC x 3"
- (3) 3/8 - 16UNC x 4.5"
- (3) 8mm x 1.25 x 9 0mm
- (3) 8mm x 1.25 x 45mm
- (3) 8mm x 1.25 x 65mm
- (3) 10mm x 1.5 x 35mm Grade 8 Washer Head Bolts



VGADPTB

LOCKING PLIERS SLIDE HAMMER ADAPTER

- Adapts a pair of locking pliers to a slide hammer puller for a wide range of applications
- 7/16"-14 Single-lead thread fits grip wrench
- 5/8"-18 thread fits slide hammer





WW676A
WINDSHIELD WIPER
ARM PULLER

- Removes wiper arms on many foreign and domestic cars and light trucks
- Prevents damage to wiper arm or hood cowl during removal



PP967
LARGE SIZE REAR AXLE
PULLING PLATE

- Fits 4-, 5-, or 6-bolt patterns and stud circles from 4-1/4" to 5-9/16"



WW676HDA
TRUCK WIPER ARM PULLER

- Designed to remove aluminum arm from steel stud, which often galvanizes and locks arm and stud together
- Investment cast design is strong, easier to use, and saves time
- Live center end allows for more precise alignment, which saves on labor



STP60B
FLANGE-TYPE PULLER

- Pulls harmonic balancers, timing gears and other parts having two or three tapped holes
- Slotted holes allow puller to be positioned from 1/2" to 4-5/8" (puller reach is 4-1/4")

INCLUDES:

- | | |
|--|--|
| (1) 3/4" Center x 4-1/4" Diameter Heavy-Duty 4-Way Slotted Puller Yoke | (2) Forcing Screw Tips |
| (1) 3/4-16UNF x 5-3/8" Grade 5 Hardened Live-Center Forcing Screw | (2) Sets Of Commonly Used Automotive Bolts |
| (3) Each: 3/8-24UNF x 3" 3/8-16UNC x 3" Hex Head Cap Bolts | (1) Blow-Molded Case |



WWPS1
13-PC. WINDSHIELD WIPER
ARM PULLER SET

- Removes wiper arms on many foreign and domestic cars and light trucks
- Prevents damage to wiper arm or hood cowl during removal



SD1170
5-PC. WIPER ARM PULLER SET

- Master set easily removes wiper arms on most foreign and domestic vehicles
- Universal applications
- Provides four adjustable removers and one high versatility puller
- Fits nearly all difficult wiper arm removing work



EQUIPMENT

FLUID HANDLING SYSTEM



SD1580ATA **10-PC. ATF REFILL ADAPTER SET**

- Allows for refilling of transmissions not equipped with a dipstick tube where a standard funnel could be utilized

INCLUDES:

Most Common Adapters for European, Honda®, Nissan®, and Ford® Vehicles



PBT71196 **MASTER RATCHET PUMP KIT**

- Specifically designed for differential and transmission service
- Converts either your 3/8" drive air ratchet or cordless drill into a fluid transfer pump
- Quick-couple fittings allow easy hose changes and no-drip storage
- Blow-molded case for convenient storage



MV6842MAC **PRESSURE BLEED SYSTEM**

- Forces new brake fluid down through the master cylinder while air and old fluid are expelled through the bleed screw
- Pressure gauge and pressure relief valve on the dispenser allow control of the system pressure
- The pressurized reservoir also allows the operator hands-free movement to the bleed screws
- Complete with used fluid pressure bleed reservoir

INCLUDES:

- (1) Fluid Dispenser
- (7) Master Cylinder Adapters



MV6400MAC **FLUID DISPENSING SYSTEM**

- The MV6400MAC is designed for topping-off fluid reservoirs including master cylinders, gear boxes, transmissions, power steering reservoirs, etc.
- Its convenient size and 5' long hose with dispensing wand and flow control valve make it ideal for accessing hard-to-reach reservoirs and fill plugs
- For transmission refill and pressure bleeding applications, the MV6400MAC is compatible with a wide selection of ATF and pressure bleed adapters



SD1580FR **FLUID REFILLING SYSTEM**

- Absolute must for new vehicles with non-user-serviceable transmissions
- Ten adapters to fit most any transmission
- Assures ATF gets into the transmission and not on the shop floor





**MV7201A
FLUID EVACUATOR/
DISPENSER 8.8 LITER**

- Creates vacuum and pressure
- Can evacuate and dispense most automotive liquids
- Larger capacity 8.8 liter fluid reservoir
- Automatic flow control valve prevents overfilling
- No electric or compressed air required
- Can be used with our **MV7205A** brake bleeder kit



**MV7300
PNEUMATIC
FLUID EVACUATOR**

- Large 8.8 liter / 2.3 gal. capacity
- Can be used away from air source by first creating vacuum

INCLUDES:

- [1] 5' Hose
- [2] Rigid Dipstick Tubes
- [1] Universal Brake Bleeding Adapter



**FE8000
7.3 LITER
FLUID EVACUATOR**

- Evacuate most automotive liquids and chemicals
- Automatic flow control prevents overfilling
- Pressure relief valve for safety
- Fully sealed cylinder
- Durable polyethylene construction
- Dipstick tubes for engine oil removal
- Pour spout for easy dispensing of fluids
- No power required

EXHAUST TOOLS



**560000
COMBUSTION LEAK DETECTOR**

- A fast, economical and accurate method to test for combustion gas leaks from: head gasket leaks, cylinder head leaks, and engine block leaks
- Dual-chamber for higher accuracy test
- Works on gasoline and diesel engines

INCLUDES:

- [1] Dual-Chamber Tester
- [1] Tester Fluid (16-oz./480ml)



**BT500A
COMBUSTION LEAK TESTER KIT**

**BT700A
BLOCK TEST FLUID**

**BTD600
COMBUSTION LEAK FLUID
FOR DIESEL ENGINES**

- Quickly detects the presence of combustion gases in the radiator
- Indicate combustion leaks when the fluid turns from blue to yellow

INCLUDES:

- [1] Block Tester
- [1] Vacuum Hose
- [1] 16-oz. Bottle of Test Fluid



EQUIPMENT

EXHAUST TOOLS



MT770A TAILPIPE AND EXHAUST CUTOFF

PC003 CHAIN REPLACEMENT

- 19mm Diameter cutting wheels on every pivot
- Cuts thick and thin walled pipe from 3/4" to 3-1/4" [19mm to 83mm] in diameter
- 1/4 Turn for complete cut



SK17350 PIPE STRETCHER KIT

- Use with an impact wrench to quickly stretch pipes including stainless steel
- Collet sets expand pipes from 1-5/8" to 4-1/4"
- Convenient, inexpensive alternative to hydraulic pipe expanders
- Blown-molded case



C38350 EXHAUST PIPE HANGER PLIERS

- Separates exhaust hanger brackets from rubber supports



MT771A TAILPIPE CUTTER

MT771AW CUTTING WHEEL REPLACEMENT

- 2-1/2" Max capacity

Note: Always wear safety goggles when operating

PS320 PIPE END SHAPER

- Round out crushed or bent-in exhaust pipe by inserting point of cone in pipe
- Reshape bent or flared out pipes by placing big end over pipe
- Handle can be removed if necessary to reshape pipe ends with curves or other obstructions



TPS344 EXHAUST AND TAILPIPE STRETCHER

- Stretches all types of exhaust pipes including stainless steel
- Use with impact wrench to quickly stretch pipes for connection
- Two collet sets fit pipes from 1-5/8" to 2-7/16"
- Can be used on the car



IPA8090B
16-PC. BRASS DIESEL INJECTOR BRUSHES

- For most diesel applications
- Brushes are specially engineered to fit injector seats
- Removes rust, carbon and other debris from seats and cups without damage
- Driver handle features a spring-loaded, quick-lock coupler
- Helix-style brushes, two-stage brushes and bore brushes 3", 4" and 6" brushes



IPA8090S
16-PC. STAINLESS STEEL INJECTOR BRUSH SET

- For most diesel applications
- Brushes are specially engineered to fit injector seats
- Removes rust, carbon and other debris from seats and cups without damage
- Driver handle features a spring-loaded, quick-lock coupler
- Helix-style brushes, two-stage brushes and bore brushes 3", 4" and 6" brushes
- Intended for hand use only (*Do NOT exceed 600 RPM*)
- Clockwise rotation only **SWAB-EEZ®** for cleaning and polishing injector bores and cups



RAMRODZ®
BARREL CLEANERS

PRODUCT #	SIZE CALIBER	QUANTITY
RDZ45075	.45	75
RDZ38200	.38 / 9mm	200



IPA8088
8-PC. BRASS MICRO BORE AND VALVE-GUIDE BRUSH SET

IPA8087 (NOT SHOWN)
8-PC. STAINLESS STEEL MICRO BORE AND VALVE-GUIDE BRUSH SET

- Precisely designed for cleaning valve guides, bores, tubes, ports and more
- 9" Length with flexible shaft for accessing hard-to-reach areas
- Durable, twisted wire for increased cleaning function
- Extra-large finger loop for enhanced control



IPA8081
6-PC. BRASS BORE BRUSH SET

IPA8080
6-PC. STAINLESS STEEL BORE BRUSH SET

- Durable, abrasive, 6-PC. bore brush set features the most common sizes for cleaning tubes, ports, bearings, and other general wire brush applications
- Stainless steel twisted wire gives it extra strength to increase cleaning action
- Each brush is fitted with a 1/4" hex shaft

SIZES:
8, 10, 12, 15, 17, and 19mm
Never turn counter clockwise.

SWAB-EEZ is a registered trademark of Innovative Products of America, Inc. | Ramrodz is a trademark of Ramrodz Incorporated

EQUIPMENT

REPAIR AND MAINTAINENCE



MDB4748 **BELT TENSION GAUGE**

- Easy-to-use tool allows for accurate belt tension to be set after belt replacement, adjustment, or wheel service
- Use on secondary drive belts with a 10 lbs. specification



99231 **MOTORCYCLE TANK COVER**

- The 24" x 36" tank cover provides a protective covering for the fuel tank while working in surrounding areas such as the handlebars
- Because it is constructed of anti-slip material it can also be used on other finished surfaces like saddlebags and front fenders for protection



MDB4747 **22-PC. SPOKE TORQUE WRENCH SET**

- Install and removal in one tool
- This set includes 11 torque heads and 11 fixed heads for use with the sealed body wrench, all complete in a blow-molded case
- Head sizes included for both ends; 5.0, 5.6, 5.8, 6.0, 6.2, 6.3, 6.5, 6.7, 6.8, 7.1mm, and Spline



MDB4790 **WHEEL BEARING REMOVAL/INSTALL KIT**

- This tool assembly will remove and install 3/4", 1", and 25mm I.D. sealed wheel bearings
- Use in conjunction with Mac Tools® wrenches



MC4743 **MOTORCYCLE BRAKE PAD SPREADER**

- Fits all front and some rear disc brakes
- Also works on all automotive applications in this range: 1/4" [5mm] to 2-1/4" [58mm]



MDB4779 **FRONT FORK VICE**

- Holds up to 4" diameter round or oddly shaped components such as forks, shocks, pistons, rods, etc.
- The V-shaped jaws are covered with thick rubber pads to ensure a firm grip without leaving a mark



MDB4769 **3-PC. RIM PROTECTORS**

- Fits over the wheel rim to protect the wheel from being scratched or damaged while using tire spoons



MDB4770 **TIRE SPOON**

- 13" Curved spoon with comfort grip handle and rounded head that prevents puncturing the tube





MDB4740
SPRING HOOK

- 6" Reach for easy removal and installation of headlight adjusting springs, exhaust, and brake springs
- Made from heat-treated steel



MDB4744
CHAIN BREAKER AND RIVET KIT

- Breaks, presses, and rivets most #25 - #35 and #428 - #630 standard and O-ring roller chains
- Includes HSS rivet tip for riveting hollow nose master links



MC4745
CHAIN MASTER LINK CLIP TOOL

- Designed specifically for roller style chains with specialized tips to easily remove and install master link clips
- Features comfort grip handles



MC4746
CHAIN MASTER LINK PLATE TOOL

- Removes press-fit master link plates found on many standard and O-ring style roller chains
- Breaks 40-60 series chains to add a master link or remove links



MDB4507
10-PC. BEARING DRIVER SET

- Tapered side of driver is used to install races
- Invert the driver to the flat side to install seals
- Includes a driver handle plus popular bearing and seal drivers ranging from 1.565" to 3.180"



MDB4742
10-PC. FLYWHEEL PULLER KIT

- Developed for many small engines in the ATV, and motorcycle service markets
- Works on many manufacturers, including Honda®, Suzuki®, Kawasaki®, Yamaha®, Ducati® and others



EQUIPMENT

REPAIR AND MAINTAINENCE



MAC5530 **INTAKE MANIFOLD WRENCH**

- Used to install and remove intake manifold socket head cap screws including Big Twin™ engine models
- Reversing ratcheting box wrench with a plastic handle and a 1/4" ball-end Allen® bit for flexibility in tight areas
- Overall length: 8-3/4"




MAC6529 **ROCKER BOX COVER** **RATCHETING WRENCH**

- Installs and removes all Harley-Davidson® Evolution® motor rocker box covers
- 9-3/4" Long chrome-plated single end reversible ratcheting wrench
- Low-profile for tight clearance areas
- Comfortable rubber grip will not scratch chrome on rocker box cover
- Overall length: 9-3/4"



8799 **17MM ENGINE OIL** **DRAIN PLUG WRENCH**

- For use on 17mm engine and rear differential drain plugs
- Ratcheting action speeds installation and removal of drain plug
- Short wrench length, low-profile head, and extended wheel allows for access to oil drain plug in confined area
- Deep well 17mm wheel in an offset, reversible, ratcheting wrench with an E-Z Grip handle
- Overall length: 7-5/8"



MDB4786 **ALUMINUM VISE INSERTS**

- Ideal for holding steel shafts without scratching or damaging shocks, crankshafts, or any threaded bolts and shafts
- Aluminum jaws have indentations for 5/16, 3/8, and 9/16 (7mm, 10mm, and 15mm) diameter shafts





**MDB4780
PERSONAL TOOL PACK**

• Ideal take-along tool for long rides

INCLUDES:


- (1) 2" Extension
- (1) 1/4" Drive Ratchet
- (1) 16 Drive Bits, and Universal Spline Sockets Fit Both SAE
- (1) 3/16" - 9/16" and Metric 5mm - 14mm Nuts and Bolts in a Variety of Styles; 6-PT., 12-PT., Torx®, Square, Spline, etc.



**MDB4791
3/4" - 2" ADJUSTABLE SPANNER WRENCH**

**MDB4792
2" - 4-3/4" ADJUSTABLE SPANNER WRENCH**

- Chrome-vanadium hardened steel wrench features a slim strong hook to access slotted retaining rings in hard to reach areas



**MDB4794
SAFETY WIRE DRILL GUIDE**

- The SAE fixture bar is threaded for 1/4"-20, 5/16"-18, 5/16"-24, 3/8"-18, 3/8"-24, 7/16"-14 bolts, and the metric fixture bar services M6x1.0mm, M8x1.0, M8x1.25mm, M10x1.25mm, M10x1.5mm, and M12x1.5mm sizes
- Fits nuts and bolt heads that measure up to 1 1/4"



Torx® is a trademark of Acument Intellectual Properties, LLC | Allen® is a registered trademark of Allen Manufacturing Company.



SECTION

17

BATTERY AND RADIATOR





VID

SUB-CATEGORIES:

752

BATTERY CHARGERS

758

ELECTRICAL SYSTEM TESTERS

762

BATTERY SERVICE

764

COOLING SYSTEM SERVICE

BATTERY CHARGERS

WHEELED CHARGERS



BCH6008MSK

12V 60-/70-AMP INTELLAMATIC® CHARGER WITH POWER SUPPLY

- Electrical Stability System (ESS™) technology cro 70-Amp power supply for extended service procedures for re-flashes
- Memory saver mode at 15-Amp continuous and 20-Amp peak
- Safely charge sealed lead acid, AGM, EFB enhanced flooded batteries, Li-Ion, and gel cell batteries
- Diagnostics routine indicates weak or defective batteries
- AC/DC Circuit overload protection
- Powder coated enclosure with galvanized base
- Safe for conventional and maintenance free
- Deep, safe for AGM/gel cell batteries
- Automatic or timer operation
- Multi-button/multi-diode rectifier
- Ammeter with impact-resistant cover
- Polarity protection system
- Vacuum impregnated transformer

BCH6008IBC

12V 60-/70-AMP INTELLAMATIC® CHARGER WITH POWER SUPPLY

- Easy to read large display with the three languages to help avoid language barriers
- Safely charge sealed lead acid, AGM, EFB enhanced flooded batteries, Li-Ion, and gel cell batteries
- Guards against reverse hookup that can often damage batteries, ECM's or the charger
- Batteries must be charged by battery type and battery manufactures and vehicle manufactures specify very specific charging voltage
- Different battery sizes require different charging amperages to prevent heat build up
- Clean power supply up to 70A for vehicle re-flashing or drivability diagnostics
- Jump start car, lite trucks, farm, or marine vehicles
- Memory savers can prevent the lost of presets when removing battery cables from vehicles battery

PRODUCT	SMART CHARGER	CHARGING AMPS	BOOST AMPS	CHARGING VOLTAGES	AGM BATTERIES	GEL CELL BATTERIES	CLEAN POWER SUPPLY MODE	MEMORY SAVER FEATURE	SAFE IN ANY WETHER OPERATION
BCH4050		45/10 Amp	220 Amps	6/12V Volts					•
BCH6006		70/65/30 Amp	280 Amps	6/12/24 Volts	•				•
BCH6007B	•	40A Amp	130 Amps	12 Volts	•	•	45 Amps		•
BCH6008MSK	•	60 Amp	270 Amps	12 Volts	•	•	70 Amps	•	•
BCH6008IBC	•	60 Amp	270 Amps	12 Volts	•	•	70 Amps	•	•
BCH6011	•	70/35 Amp	200 Amps	12/24 Volts	•	•	70 Amps		•
BCH7109C		60/70A Amp	250 Amps	6/12 Volts	•				•
BCH9001A	•	20 Amp		12 Volts	•	•	20 Amps		
MT6324	•	3.5V		6/12 Volts	•	•			
MT6340B	•	20/10/2		6/12 Volts	•	•			
BCH4060		45/10	220 Amps	6/12 Volts	•				•

Intellamatic® is a trademark of Associated Equipment Corporation





BCH6007B
40-/130-AMP WHEELED
INTELLAMATIC® PRO
BATTERY CHARGER

- Electrical Stability System (ESS™) technology turns **BCH6007B** into a stable power supply for extended service procedures or re-flashes
- Nominal 13.7V DC 45-Amp output
- Program diagnostics indicate weak or defective battery
- Charges all types of 12V batteries
- Designed for AGM, gel cell, sealed and standard flooded batteries including spiral cell, Orbital™, or Optima® batteries
- Safe in any weather operation



BCH6127
12V 1,100 CRANKING AMPS WHEELED
BOOSTER UNIT (GROUP 24 BATTERY)

BCH6127XL
12V 1,100 CRANKING AMPS WHEELED
BOOSTER UNIT (GROUP 31 BATTERY)

- Will accommodate a user supplied Group 31 battery
- On-board starter battery gives more cranking power than any fast charger – up to 1100-Amp
- Assists where there is no electrical power
- Recharges battery up to 20 times faster than hand-carried units
- Solid state circuitry monitors battery condition and maintains maximum state of charge
- Fully automatic 10-Amp charger recharges starter battery or any on-board 12V battery
- 12V DC power outlet
- Will accommodate a user supplied Group 24 battery
- 500-Amp insulated clamps with "Flexi-Spring" cable guards
- Polarity light warns operators before making a reverse connection
- On-Off switch to prevent personal injury
- Plugs into any AC outlet for rapid automatic recharging
- Designed for safe handling in any weather
- Includes convenient clamp bar for easy and safe storage of clamps when not in use



Optima is a registered trademark of Johnson Controls Technology Company

BATTERY CHARGERS

WHEELED CHARGERS



BCH6007B 40-/130-AMP WHEELED INTELLAMATIC® PRO BATTERY CHARGER

- Electrical Stability System (ESS™) technology turns **BCH6007B** into a stable power supply for extended service procedures or re-flashes
- Nominal 13.7V DC 45-Amp output
- Program diagnostics indicate weak or defective battery
- Charges all types of 12V batteries
- Designed for AGM, gel cell, sealed and standard flooded batteries including spiral cell, Orbital™, or Optima® batteries
- Safe in any weather operation



BCH6011 70-/35-/200-AMP BOOST WHEELED INTELLAMATIC® SMART CHARGER

- Electrical Stability System (ESS™) technology turns **ESS6011** into a stable power supply for extended service procedures or re-flashes
- Nominal 13.9V DC Output
- Program for deep discharge recovery of flooded batteries
- Diagnoses weak or defective battery
- Charges all types of 12/24V batteries
- Designed for AGM, gel cell, sealed and standard flooded batteries including spiral cell, Orbital™ or Optima® Batteries
- Dead battery override control
- Safe in any weather operation



GREAT TO WORK WITH™



BCH4050
6/12V 45/10-AMP WHEELED CHARGER WITH TIMER

- 45-Amp Continuous rating at 12V
- 220-Amp Cranking assist with full 330-Amp manufacturer's boost rating with 120-minute timer
- Safe for sealed lead Acid, Deep Cycle or Maintenance Free Batteries



BCH6006B
6/12/24 VOLT 70/65/30 AMP FLEET WHEEL CHARGER WITH 280 A BOOST

- Offers the highest output cranking assist for this class of charger
- Rejuvenates all standard and maintenance-free 6V, 12V, and 24V batteries with five selectable charging positions
- Ammeter with impact-resistant cover
- 120-Minute timer with hold position
- 3-Position selector switch
- 1-Year parts/labor warranty
- 3-Year rectifier warranty
- 5-Year transformer warranty
- Safe for both Sealed lead Acid and AGM batteries



BCH7109C
6/12 VOLT 70/60 AMP HD AUTOMOTIVE / FLEET WHEEL CHARGER WITH 250 AMP BOOST

- Safe for Sealed Lead Acid and AGM Batteries
- Multiple charging rates including an AGM Safe Position
- Analog Amp Meter with impact resistant cover
- 120 Min timer with hold
- Safe in any weather operation
- 2-year PARTS/LABOR warranty
- 5-year limited warranty covering the rectifier and transformer

Optima is a registered trademark of Johnson Controls Technology Company



800.MACTOOLS



WARNING: Cancer and Reproductive Harm - p65warnings.ca.gov
For more info click-on MACTOOLS.COM/PROP65

755

BATTERY CHARGERS

CHARGERS AND JUMPERS



MT5150 12/24V 1700-AMP HEAVY-DUTY BATTERY JUMP STARTER

- 3400 Peak amps in 12V mode; 1,700 peak amps in 24V mode
- Built-in battery charger with automatic overcharge protection (110V cable included)
- 46" #2 AWG heavy-duty cables with fully insulated clamps
- Volt gauge indicator shows detailed battery state
- 22 Ah Proformer technology battery specifically designed for jump-starting applications
- 12V DC power socket to power accessories
- Automatic circuit protection



MT5140RD / MT5140OR / MT5140GR 1,700 PEAK AMP JUMP STARTER

- Ideal for use in a variety of environments
- Built-in battery charger (accepts standard 110V extension cords)
- 46" #4 AWG heavy-duty cables with automatic overcharge protection
- Volt gauge indicator shows detailed battery state
- 22-Amp-hour Proformer technology battery specifically designed for jump-starting applications
- 12V DC power socket to power accessories
- Automatic circuit protection
- Built-in 12V power socket



MT6340B / MT6340-GR / MT6340-OR 6/12V 20-AMP BATTERY CHARGER

- 6/12V 20-/10-/2-Amp Intelligent battery charger/maintainer
- Charges flooded, AGM, gel cell, spiral wound, marine, and deep cycle batteries
- Intelligent, beneficial, safe, and versatile: one charger does it all, from fast charging and battery repair to battery maintenance and long-term storage charging
- Available in red, green and orange



MT6324 / MT6324-OR / MT6324-GR 6/12V 3.5-AMP PRO-LOGIX BATTERY MAINTAINER

- Operation is fully automatic, freeing the operator for other tasks and delivering the same consistent, beneficial charge every time
- Compatible with multiple battery types, including conventional, AGM, gel cell, spiral wound, and deep cycle
- Smart Clamp Technology – Outputting current only when a proper battery connection has been made
- Multiple output options
- Available in red, green and orange

INCLUDES:

- [1] Clamp Set
- [1] Ring Terminal Set (12V Plug Set Available)





MT9001
HEAVY-DUTY IMPACT RESISTANT BATTERY JUMP STARTER

- Heavy-duty impact-resistant case with rubber base
- 7' Replaceable field-serviceable cables
- Excellent for job sites, professionals, heavy-duty field use
- Heavy-duty 22Ah sealed AGM battery
- Instantly jump-starts without another vehicle
- Plasticsol-coated 400-Amp steel clamps
- Digital LED display with state of charge readings
- Built-in digital voltmeter performs light diagnostics
- 12V 600mA internal charger
- 12V and USB power ports
- DC leads: 84
- Clamp rating: 400A
- Cold cranking amps: 360
- Peak amps: 1700
- Cable gauge: 4



PI1500X
150W POWER INVERTER

- Delivers 150W of clean, reliable power
- 110V AC outlet to power portable devices
- USB port to charge small electronic devices
- DC plug power connection



MT5120
900 PEAK AMP ULTRA-PORTABLE JUMP STARTER

- Overcharge protection prevents damage to internal battery when charging
- Built in flashlight that can be removed to expose a 12V power socket receptacle (Flashlight doesn't work when removed)
- Battery status indicator

Optima is a registered trademark of Johnson Controls Technology Company



MACTOOLS.COM



WARNING: Cancer and Reproductive Harm - p65warnings.ca.gov
For more info click-on MACTOOLS.COM/PROP65

ELECTRICAL SYSTEM TESTERS



MACB300 12V DIGITAL BATTERY AND SYSTEM TESTER

- Tests auto and truck batteries from 400 CCA to 1000 CCA's
- Tests all 12V lead acid batteries, including flooded, AGM, gel and EFB
- Tests 12V starting and charging systems
- Volt Meter mode tests up to 19.9V
- 24" Heavy-duty cable



MACB400 12/24/24V DIGITAL BATTERY AND SYSTEM TESTER

- Tests batteries from 400 to 1400 CCA
- Tests all 12V lead acid batteries, including flooded, AGM, gel and EFB
- Volt Meter mode tests up to 40V
- Tests 12/24/36V starting and charging systems
- 48" Heavy-duty cable



BT8300 DIGITAL BATTERY TESTER PLUS

- Lightning-fast, one second initial results
- Tests 12V batteries (125-1,400 CCA)
- Temperature and low range compensation
- Detects and identifies loose leads
- Detects bad cells
- Surface charge warning
- Analyze starting/charging systems
- Measures multiple international units: CCA, IEC, DIN, BCI, and EN
- 4-Digit LED display shows good/bad status, available CCAs, and voltage



GREAT TO WORK WITH™



121012



121015

121012 DIGITAL BATTERY TESTER

121015 DIGITAL BATTERY TESTER WITH PRINTER

- Lightweight hand held digital battery tester with USB port
- Stores last test series with or without power

BATTERY TEST DISPLAYS:

- Good/Replace/Recharge retest
- Measured voltage of the battery
- CCA Battery, Internal resistance
- Estimated remaining life

STARTER TEST DISPLAYS:

- Lowest voltage of battery during start
- Voltage drop - Normal/High

ALTERNATOR TEST DISPLAYS:

- Good/Low/High
- Average/Max/Min during test for loaded and no load test



BT6001 DIGITAL BATTERY LOAD TESTER

- Digital 125 Amp load tester that computes CCA
- The heavy load enables the BT6001 to detect bad batteries that are sometimes missed by the electronic testers
- Kelvin connected digital meter displays the following values: Current Battery Voltage; Maximum voltage reading; Minimum voltage reading; CCA of the battery under test
- Lightweight and easy to use
- Recessed meter and insulated clamps



MT3809A / MT3809A-OR / MT3809A-GR 40-1200 CCA ELECTRONIC BATTERY AND SYSTEM TESTER

- Features an operating range of 7-15V and the capacity to test batteries rated between 40-1200 CCA
- It adds the convenience of starting and charging system testing and offers quick assessment, providing both a numerical result and a pass/fail result
- Reverse polarity and overvoltage protection
- Small, portable, pocket-sized
- Tests multiple battery types
- Wide operating range



ELECTRICAL SYSTEM TESTERS



6042 BATTERY ELECTRICAL SYSTEM TESTER

- 500-Amp, carbon pile variable load capability testing for up to 1,000 CCA batteries
- Coated circuit board
- Circuits protected against reverse voltage
- Defect diode indicator
- Digital LED ammeter 0-999 Amps
- Digital LED voltmeter 0V-32V DC
- 1-Year limited warranty
- 1,000 AMP inductive clamp
- Lead set



6044-C BATTERY, STARTER, CHARGING SYSTEM LOAD TESTER

- 12/24V Testing makes this tester ideal for Automotive, Fleet, Ag/Off-Road equipment, and Marine Testing
- Load Testing is still the most accurate means of testing batteries, especially if there remotely mounted. Test Batteries from 140 CCA to 1,000 CCA rated
- Easy to Read and Display
- Inductive Amp Clamp can test Starter Draw, Parasitic battery / electrical Draws as well as Alternator output.
- Use the same test equipment the vehicle manufactures recommend to their dealers for their dealerships
- Mobile Cart is Ideal for moving the tester from bay to bay, Also A storage for battery tools or optional printer, Large bottom tray can hold a wheel charger



BT6034A 500-AMP CARBON PILE BATTERY LOAD TESTER

- Tests the condition of 12V lead acid batteries, alternators, and starters
- Tests batteries up to 1,000 CCA
- Shock-resistant dual voltage and amperage meter movement displays
- Color-coded temperature compensation, pass/fail indicator bands on voltage meter



BT3180A 100-AMP BATTERY LOAD TESTER

- Heavy-duty, copper-plated clamps
- 100-Amp load capacity, 0V-16V range
- Load safety switch prevents arcing
- Works on both 6V and 12V batteries
- Ceramic insulators
- Determines state-of-charge, cranking and charging volts



BT3180D DIGITAL BATTERY LOAD TESTER/ CHARGING SYSTEM ANALYZER

- Performs state of charge, battery load test, and starting system test
- Microprocessor controlled
- 12V Only
- 100-Amp Load test





MS620912
12' MEMORY SAVER CABLE

- Prevents loss of electronic memory when disconnecting vehicle batteries using a power supply
- Plugs into OBD II Connector for 1996 or later vehicles
- 12' Straight cable
- 5-Amp In-line fuse
- Power LED indicates power ON for added confidence



MS621012
MALE/MALE MEMORY SAVER CABLE

- Prevents loss of electronic memory when disconnecting vehicle batteries using a power supply
- Cigarette lighter adapter input/output
- 12' Heavy-duty straight cord
- 15-Amp continuous 20 peak memory saver connectors



BCLR6202
REPLACEMENT CLAMPS



BCL430C
4-GAUGE 30' 500-AMP PLUG-IN BATTERY CABLES

- Polarized Lexan® plug won't break in coldest weather
- Cannot be hooked up backwards, starts more cars conveniently, faster, and safer
- Socket mounts in grill of tow truck and connects to battery
- Only one pair of clamps to connect without lifting hood
- 30' Cable reaches stalled vehicles from a distance
- 500-Amp Insulated clamps with solid copper jaws, spring relief cable connections
- Comes with side terminal adapters
- T-94 jacketing remains flexible to -40° F
- Resists oil and abrasion
- Protective cap prevents foreign material from entering the installed connector body
- 5' Connecting cable for service battery hookup



BT7300B
125-AMP HEAVY-DUTY BATTERY LOAD TESTER

- Heavy-duty battery tester provides accurate, reliable test in just 10 seconds
- Includes uniquely designed clamps for a positive grip on top- and side-post batteries and an extra-large, easy-to-read display
- 125-Amp load capacity
- 0V-16V range
- Extra-large display
- Works on both 6V and 12V batteries



BT7400D
125-AMP DIGITAL BATTERY LOAD TESTER

- Compact, rugged design for everyday testing of 12V batteries
- Large, easy-to-read display
- Side-out clamp
- Comfortable, easy-to-grip handle
- 0V -16V range
- Dual jaw load clamp design
- State-of-charge battery load test
- Starter and charging system test



B120BDM
OBDII MEMORY SAVER

- Developed to protect the internal memory of the car when the battery is disconnected. [radio, diagnosis code ...]
- This unit is connected via the OBDII port of the car to the booster, which acts as an external battery
- For all 12 Volt vehicles
- 16 point OBD plug. OBDS / EODS



BATTERY SERVICE

TERMINAL TOOLS AND ACCESSORIES



BR6 BATTERY TERMINAL RESHAPER

- Reshapes negative and positive posts while improving electrical connections
- One tool provides a perfect match for posts and terminal clamps



BPKIT-1 25" CABLE END CRIMPER

- Exerts equal pressure on all contact points
- 50 different crimp settings
- No dies to replace or mis-align
- 6 gauge through approximately 5/8" cable

BP26K 5/16" RATCHETING GM TERMINAL BOX WRENCH

- For use on GM side-terminal batteries
- Overall length: 5-1/2" (139.7mm)



BP25K BATTERY PLIERS

- Lap joint
- Polished head
- Black-oxide finish

CAPACITY IN. / MM	OVERALL LENGTH IN. / MM
1/4"-5/8" / 6.4-15.9	7" / 177.8



BPKIT2 7-PC. BATTERY TOOL KIT

PRODUCT #	DESCRIPTION	SIZE	SET
BPKIT2	7-PC. Battery Tool Kit		
BTB541	4-in-1 Terminal Cleaner	-	•
BCS720	Battery Terminal Spreader/Cleaner	-	•
BP21K	Battery Terminal Lifter	-	•
BP23K	Battery Terminal	10mm	•
BP25K	Battery Pliers	-	•
BP26K	Battery Terminal Ratchet	5/16"	•
BP27K	Battery Terminal Ratchet Extended	5/16"	•



BP27K EXTRA-LONG 5/16" RATCHETING SIDE-TERMINAL WRENCH

- Reversing lever
- Vinyl grip protects against shock
- Overall length: 9-3/4"



BCC796 BATTERY CABLE CUTTERS

- Precision-ground blades cleanly cut without distorting soft copper cable
- 6" (152.4mm) Handles for extra pressure
- Ground blade guide to minimize deflection
- Jam nut on joint to maintain even pressure on ground inside surface of blades
- Capacity: Up to and including 2/0 cable
- Overall length: 9" (228.6mm)



BCS720 BATTERY CLAMP SPREADER

- Simultaneously spreads and cleans terminal after removal from the post
- Will not distort the post clamp
- Spring-loaded handles
- Insulated handles
- Overall length: 7-1/2" (190.5mm)



**BC520
SIDE LIFT BATTERY CARRIER**

- Nonslip rubber pads tightly grip sides of batteries
- Vinyl covered handle for firm hand hold
- Will pick up batteries 4-1/2" to 7-1/2" wide, including group 65 batteries
- New super adhesive attaches protective pads
- Weight: 1 lbs., 6 oz.




**BC850A
BATTERY LIFTER/CARRIER**

- Multiple ply rubber strap handle
- Fits virtually all car batteries
- Works with group 65 batteries

**L54150
BATTERY TERMINAL/
WIPER ARM PULLER**

- Removes battery terminals and bolted on wiper arms
- Tighten knurled cone to force jaws under the cable clamp
- Turn center screw to lift clamp off terminal
- Also removes bolted on windshield wiper arms that fit over a tapered spline
- The puller screw pad is designed to fit the top of the spline post for easy pulling



**BP21K
TERMINAL PULLER**

- Removes clamps quickly without danger of damaging battery
- Grips tight below clamp or clamp's sides
- Grips tighter the harder it's pulled



**TCT9484
HAMMER TYPE
CRIMPING TOOL**

- "V" configuration on the clamp receiving portion
- Crimping gauges stamped on the ram portion
- Built-in spring tension
- Mountable to a work bench
- Crimps AWG sizes: 6 - 4/0
- Overall length: 3-3/4" (95mm)



**B7946
3-POINT COPPER
TERMINAL CRIMPER**

**CC15600
BATTERY CABLE CRIMPER**

- Services 0 AWG and up cables in vehicle
- Heavy-duty frame with 5/8" (16mm) xex for wrench
- Durable fine-thread crimping bolt with 9/16" (14mm) head
- Compact and portable allowing cable end services to be performed in a vehicle



**BT12
BATTERY HYDROMETER**

- Small tip permits easy entry into small 12V batteries
- Temperature compensating
- Accurate to within .003 gravity points



**BTB1A
BATTERY POST
AND CABLE CLEANER**

- Protective cover fits both ends
- Clean top terminals and top posts
- Ensures a great connection between battery cable and battery

COOLING SYSTEM

COOLING SYSTEM SERVICE

L60900 HEATER CORE BACKFLUSH TOOL

- Provides a better way for the technician to flush the heater core - 1/2", 5/8", and 3/4" hose size fittings
- The technician is able to control the pressure by using one hand to squeeze the industrial spray gun
- The industrial spray gun is also insulated, which will protect the technician when using hot water to flush the cooling system



550500 AIRLIFT® II

- An inexpensive solution to today's complex problem of airlocks in vehicle cooling systems
- Refills entire cooling system in seconds, including the heater core
- Eliminate time consuming bleeding and purging
- Check for leaks while under vacuum
- Push button valve eliminates the need to change hoses
- Works on all cooling systems with "Fits-All" cone adapter



PBT70801 COOLING SYSTEM POWER FLUSH GUN

- Connect garden hose and compressed air to "power flush" cooling systems
- Stepped fitting suits hose diameters from 3/4" to 2"
- "Spiral Air Venturi" design creates powerful high volume water flow
- Water flow control tap
- Air control trigger
- Light weight, high strength composite materials with very high corrosion resistance
- Quick-couple water hose fittings included



PBT70880 QUICKFILL COOLING SYSTEM REFILLING GUN

- Utilizes deep vacuum technology to eliminate airlocks during system refilling
- Eliminates the need for system bleeding
- Small and large rubber cones to suit both passenger and commercial vehicles
- Helps to eliminate coolant spills and waste
- Integrated vacuum gauge automatically tests cooling system for leaks
- Integrated filling tap and vacuum check valve removes the need for interchanging hoses
- Quick release air supply locking trigger



CSR202 POSITIVE-FIT COOLING SYSTEM REFILLER

- Improved vacuum generator which achieves a higher vacuum and a higher flow rate versus previous model (1.8 CFM vs 2.6 CFM)
- Fluid pumping speed increased by using larger diameter passageways
- Lower connect gauge readable from a distance
- Attaches to the cooling system using positive fit cooling system adapters (Not Included)



CSR400 POSITIVE-FIT TRUCK COOLING SYSTEM REFILLER

- Larger vacuum generator (6.5 CFM) sized for bigger cooling systems
- Long refill hose to accommodate the height of large trucks
- Large diameter refill hose and internal passageways reduce fluid fill time
- Designed to refill the large cooling systems of trucks faster and more completely than competitive units



CSR302 UNIVERSAL-FIT COOLING SYSTEM REFILLER

- Improved vacuum generator which achieves a higher vacuum and a higher flow rate versus previous model (1.8 CFM vs 2.6 CFM)
- Fluid pumping speed increased by using larger diameter passageways
- Large easy to read lower connect gauge
- Attaches to the cooling system using the included universal cones



GREAT TO WORK WITH™



MAC55000 AIRLIFT®

- Eliminate airlocks in vehicle cooling systems and refills in seconds
- OEM approved worldwide
- Refills the entire cooling system including the heater core
- Eliminate time consuming bleeding and purging
- Check for leaks while under vacuum
- Protective gauge cover
- Works on: cars, trucks, and off-road vehicles



MAR100 COOLANT RETAINER AND PRESSURE TESTER

- Uses shop air to create a vacuum barrier that prevents the coolant from draining out
- Attaches to the cooling system with commonly available adapters
- This tool can also pressure test the system once the repair has been made
- Blow-off spring prevents over-pressurization
- Efficient vacuum generator consumes less air and makes less noise than competitive tools plus makes a better vacuum, resulting in less spillage



CST500 CAR AND LIGHT TRUCK COOLING SYSTEM PRESSURE TESTER

- Classic pressure pump generates pressure in automotive and light truck cooling systems
- Uses positive fit adapters

INCLUDES:

- (1) Complete Pressure Pump (Gauge, Valve with Regulator Assembly, Cap Assembly with Hose)
- (3) Most Commonly Used Adapters
- (1) Instructions and Adapter Guide Booklet



PT730MB COOLING SYSTEM PRESSURE TESTER

- Test all systems from 4 PSI to 30 PSI caps and 3 lbs to 30 lbs
- Large special coated barrel quick pump
- Easy-to-read professional 2-1/2" gauge
- Compatible with all testing adapters offered by Mac Tools®



CST300 SHOP AIR COOLING SYSTEM PRESSURE TESTER

- Uses shop air to generate pressure ideal for large truck cooling systems or other large capacity radiators
- Fine control to accurately monitor pressure entering the system

INCLUDES:

- (1) Complete Pressure Pump (Gauge, Valve with Regulator Assembly, Cap Assembly with Hose)
- (3) Commonly Used Adapters
- (1) Instructions and Adapter Guide Booklet



UCT750C UNIVERSAL COOLING SYSTEM PRESSURE TESTER

- Universal radiator adapter that fits every vehicle, eliminating the need for multiple adapters forever
- Elastomeric adapters are engineered with varying durometer ratings, ensuring maximum versatility and performance
- Expands to fit every vehicle and works with any pressure pump

WARNING: Always wear safety goggles when using pressure testing equipment.



COOLING SYSTEM ADAPTER KITS

WARNING: Always wear safety goggles when using pressure testing equipment



CSCA1700 17-PC. MASTER COOLING SYSTEM CAP TESTER ADAPTER SET

- Metal body with color-coded connectors for strength and easy identification
- For modern passenger cars and light trucks
- Each adapter resembles the caps from the system they test making identification easy

PRODUCT #	SIZE MM	SET	PRODUCT #	SIZE MM	SET
CSCA1700	17-PC. Master cooling system cap tester adapter set				
RCA1C023	48 x 3mm	•	RCA1C045	62 x 4mm	•
RCA1C026	45 x 3mm	•	RCA1C047	52 x 3mm	•
RCA1C029	32 x 16mm	•	RCA1C049	34 x 3mm	•
RCA1C030	56.5 x 3mm	•	RCA1C053	50 x 2.5mm	•
RCA1C035	52 x 2.5mm	•	RCA1C057	40 x 2mm	•
RCA1C039	32 x 9.5mm	•	RCA1C346	52 x 4mm	•
RCA1C040	63 x 3mm	•	RCA1C446	52 x 3mm	•



CSA1700 COMPLETE COOLING SYSTEM PRESSURE TESTER WITH PUMP

- For modern passenger cars and light trucks
- Able to test 19 different filler necks
- The adapters resemble the caps from the system they test making identification easy and sure
- Includes: Adapter guide booklet and laminated adapter application sheet

CSA1700A (NOT SHOWN) CSA1700 KIT WITHOUT PUMP



CSA600 LARGE TRUCK COOLING SYSTEM ADAPTER SET

- The CSA600 is an adapter set that is compatible with most cooling system pressure testers

INCLUDES:

(1) Cooling System Adapter Application Guide

PRODUCT #	DESCRIPTION	SIZE (MM)	SET
CSA600	Large Truck Cooling System Adapter Set		
RA14505	Large Truck - "B" Half Turn Twist on Filler Neck	-	•
RA10036	International, Freightliner, and others	52 x 2.5	•
RA10027	Volvo	63 x 3	•
RA10022	Volvo	48 x 3	•
RA10054	Freightliner	60 x 3	•
RA10032	Late Model Kenworth and Peterbilt	52 x 2.5	•





RA10031

RA10034



RA10041



RA10044



RA10046



RA10052



RA10056



RA10022



GENERAL APPLICATION: CARS AND LIGHT TRUCKS

METAL COOLING SYSTEM ADAPTER	COMPOSITE COOLING SYSTEM ADAPTER	CAP ADAPTERS (SPECIAL ORDER)	GENERAL APPLICATION
-	RA10025	-	BMW®, Mini®
-	RA10031	RCA1C030	Volkswagen®
ASMFZ32A	RA10032	RCA1C035	Ford®, Jaguar®, Mazda®, Nissan®, Oldsmobile®, Pontiac®, Saturn®
-	RA10034	RCA1C047	Chevrolet®, Daewoo®, Ford®, Jaguar®, Land Rover®, Pontiac®, Saab®, Saturn®
ASMFZ35A	RA10036	RCA1C035	GM®, Ford®, Isuzu®, Hummer®, Jaguar®, Land Rover®, Mazda®, Nissan®, Saab®
ASMFZ41	RA10041	RCA1C040	Audi®, Bentley®, Lamborghini®, Porsche®, Volkswagen®
ASM034919	RA10044	RCA1C045	Chrysler®, Mercedes®
-	RA10046	RCA1C047	Ford®, Jaguar®, Mazda®
ASMFZ47	RA10052	RCA1C053	Land Rover®, Mazda®, Volvo®
-	RA10056	RCA1C057	Chevrolet®, Saturn®, Cadillac®
-	RA10052R	-	Ford® Escape
-	RA10092	-	2017 Chevrolet Silverado and GMC Sierra with Duramax Diesel, LH Thread
-	RA10245	RCA1C047	Early BMW®
-	RA14503	-	Closed cooling systems

GENERAL APPLICATION: LARGE TRUCKS

METAL COOLING SYSTEM ADAPTER	COMPOSITE COOLING SYSTEM ADAPTER	CAP ADAPTER (SPECIAL ORDER)	GENERAL APPLICATION
-	RA10022	RCA1C023	John Deere® Tractors, Mack®, Volvo®
-	RA10027	-	Volvo®
ASMFZ32A	RA10032	RCA1C035	Kenworth®, Peterbilt®
ASMFZ35A	RA10036	RCA1C035	Freightliner®, International®
-	RA10054	-	Freightliner®
-	RA14505	RCA14504	"B" size filler neck 2-11/16" OD

UCT750B UNIVERSAL RADIATOR ADAPTER SET

- Fits most vehicle pressurized coolant overflow reservoirs
- Quickly and easily pressure test cooling systems in all vehicles
- Expands to fit every radiator and/or plastic reservoir
- Works with pressure pumps utilizing standard radiator adapters
- Varying durometer ratings maximize performance and durability
- Made of exceptional materials including solid brass, anodized aluminum, and engineered rubber

COOLING SYSTEM

ANTIFREEZE TESTERS



CC3 ANTIFREEZE TESTER

- Test cold or hot solutions with range of -60° to 32° F without temperature compensating tables
- Quickly read centigrade and Fahrenheit scales when testing radiator solution
- Small, compact, and break-resistant
- Antifreeze only tests ethylene glycol antifreeze including Dexcool®



TP727B REFRACTOMETER WITH AUTOTEMP

- Test propylene glycol including Sierra®
- Test ethylene glycol including Dexcool®
- Calibration adjustment screw
- Auto-temperature adjustment
- Adjustable lens focus

SCALE RANGE:

- E: -84° to 32° F
- P: -60° to 32° F
- B: 1.100 to 1.400sg



106A ETHYLENE GLYCOL ANTIFREEZE TESTER

- Tests all ethylene glycol based antifreeze including Dexcool®
- Temperature compensating with both Fahrenheit and centigrade scales
- Durable break-resistant plastic housing



107A PROPYLENE GLYCOL ANTIFREEZE TESTER

- Tests all propylene glycol based antifreeze including Sierra®
- The number of floating discs indicates the degree of coolant protection
- Temperature compensating with both Fahrenheit and centigrade scales
- Durable break-resistant plastic housing



560000 COMBUSTION LEAK TESTER

- Dual-chamber design for higher accuracy to eliminate false readings
- The first chamber will filter out any alkaline particles that could result in a false indication of a combustion leak
- Test results in the second chamber will provide a true indication of a combustion leak
- Works on gasoline and diesel engines



LY7292A
LOW PROFILE DRAIN PAN

- Built-in handle
- 4" casters for easy transport
- Ideal for transmission fluid, coolant, or oil draining
- Can be stored upright for space saving
- Large capacity 30L



17972
4.5 GALLON OVAL DRAIN PAN, BLACK

- For easy transfer of liquids
- 6.25" pan height to fit tight spaces
- High-density polyethylene material is resistant to chemicals and solvents
- Easy-to-clean



17982
4.5 GALLON OVAL DRAIN PAN, GREEN

- For easy transfer of liquids
- 6.25" pan height to fit tight spaces
- High-density polyethylene material is resistant to chemicals and solvents
- Easy-to-clean



24780
18-PC. SPILL-FREE COOLANT FUNNEL KIT

- Clear funnel allows a quick visual check of coolant from across the shop
- Colored adapters for quick identification
- Eliminates trapped air pockets
- Enables unattended filling of the cooling system
- Fits most domestic and import cars and light trucks



SF19802
2-PC. SUPER FUNNEL

- Use the large end to fill the crank case and the antifreeze receptacle without dripping on the engine cover or paint job
- Use as a long super funnel with both parts screwed together



FF4470
2-PC. MULTI-PURPOSE FUNNEL

- 16" Plastic, flexible funnel provides access to hard-to-reach areas without spilling
- Detachable spout screws onto many types of containers for double-duty use



L19832
FUNNEL WITH CAP AND SPOUT COVER

- Funnel has a total capacity of 1.6 qt and is made out translucent of polypropylene
- Overall length of funnel is 15-1/4" x 6-11/16" wide with a 4" hole on top of the funnel



COOLING SYSTEM

PINCH-OFF PLIERS



HCP554
MINI HOSE
PINCH-OFF PLIERS

HCP555
AUTOMATIC
PINCH-OFF PLIERS

HCP556
HEAVY-DUTY
LARGE AUTO
PINCH-OFF PLIERS

- High carbon, heat-treated steel construction
- Positive clamping without springs or adjustments
- For pinching off flexible fuel, brake, and vacuum hoses
- Black-oxide finish

PRODUCT #	O.D. CAPACITY	OVERALL LENGTH	WEIGHT (OZ.)
HCP554	3/4"	5-1/2"	4
HCP555	1-3/4"	9-1/4"	12.5
HCP556	2-1/2"	13-3/4"	19



POP11
SMALL PISTOL-GRIP
PINCH-OFF PLIERS

POP12
MEDIUM PISTOL-GRIP
PINCH-OFF PLIERS

POP13
LARGE PISTOL-GRIP
PINCH-OFF PLIERS

PISTOL-GRIP PINCH OFF PLIERS

- Angled design allows for access to areas some straight pliers cannot reach
- Self-locking mechanism holds pliers to hose with a simple squeeze





**SD1118
MULTI-DIRECTION
HOSE CLAMP PLIERS**

- Recess in jaws grips spring
- Wide application pliers, for use on radiator clamp, fuel line clamp and tank, ventilation line clamp, and wheel bearing clip
- Multi-direction design has crossed indentations in the jaws to pliers can be used straight on, or at a right angle depending on space limitations



**P8551
SPRING-BAND
10" HOSE CLAMP PLIERS**

- Slim head design; narrow head width, rotatable grip inserts: an ideal tool, especially in confined areas
- Can be used for standard, space-saving, spring wire hose clamps and for spring band clamps up to 70mm nominal size
- Maximum jaw opening 80mm; over 40mm clamping range



**309LR
ANGLE NOSE HOSE
PINCHING PLIERS**

- Round nose profile prevents hose damage
- Angled head design allows for right angle access to hoses in tight spaces where straight on access is limited



**HCP18001
CLIC-R HOSE CLAMP PLIERS**

- For releasing and refitting reusable hose clips, types "Clic" and "Clic-R"



**DMCC
3-WAY "CLIC"
AND "CLIC-R" PLIERS**

- Access the clamp from three different angles
- Use on hose clamps up to 24mm



**HCP225
UNIVERSAL LOCKING
HOSE CLAMP PLIERS**

- Special angled jaws designed to fit most hose clamps
- Finger tip lock keeps hose clamp open



**MC4200
MULTI-CUTTER WITH
REVERSIBLE BLADE**

- Cuts flexible hose up to 1-1/4"
- Comes with loop for safe storage
- Double-sided long-lasting blade



**HCP733A
STANDARD STRAIGHT
HOSE CLAMP PLIERS**

- Standard straight hose clamp pliers for removal of metal or plastic self-tightening hose clamps 11/16" - 2-1/2"



**HCP734A
FLAT BAND HOSE
CLAMP PLIERS**

- Use to install and remove flat type hose clamps
- Pliers latch in position to hold clamp
- Swivel jaws grip at any angle

COOLING SYSTEM

HOSE ACCESSORIES



HC4SET

4-PC. HOSE CLAMP PLIERS SET

- One-hand locking style
- Access open hard-to-reach flat band hose clamps
- Pinch and lock closed vent, radiator, vacuum, and fuel hoses/lines
- Pinches off and locks rubber tubing or lines
- The round nose profile prevents damage of hoses

PRODUCT #	DESCRIPTION	SIZE	JAW THICKNESS	THROAT DEPTH	SET
HC4SET	4-PC. Hose Clamp Pliers Set				
HCP900	Locking Hose Clamp Pliers	7"	-	-	•
HCP901	Locking Hose Clamp Pliers	9"	-	-	•
HPP900	Pinch-Off Pliers	7"	1/4"	1"	•
HPP901	Pinch-Off Pliers	9"	1/4"	4"	•




L80380

5-PC. HOSE REMOVER SET

- Can be used to remove hoses, moldings, clips, clamps, seals, O-rings, cotter pins, gaskets, etc.
- Long pullers are 13" long
- Handles are dual-durometer material for comfort and grip
- Heat-treated for strength and plated for durability

PRODUCT #	DESCRIPTION
LIS80210	Short Hose Remover
LIS80220	Long Hose Remover
LIS80230	Short Offset Hose Remover
LIS80240	Long Offset Hose Remover
LIS80290	Double Offset Short Hose Remover





82130
2-PC. RADIATOR HOSE SPOON SET (NOT SHOWN)

- Wider blades reduce the chance of damage when removing
- Handles are dual material for comfort and grip

PRODUCT #	DESCRIPTION	SET
82130	2-PC. Radiator Hose Spoon Set	
82140	Radiator Hose Spoon, Short	•
82150	Radiator Hose Spoon, Long	•



L39190
GM HEATER HOSE DISCONNECT TOOL 3/4"

- Designed to separate quick-connect fittings on 3/4" heater lines on GM vehicles
- Hinged design allows the tool to slip over the heater hose, even in tight spaces
- Slide the tool into the connector to release the line
- Aluminum provides strength and durability



CH244TNZ
COOLANT HOSE DISCONNECT SET

- Wedges between the connector and the hose to release the fastener
- 40° offset helps work around obstructions in tight spaces
- Available in four sizes to depress clips from 5/8" to 1"



HLO096
2-PC. HOSE CLAMP VISE SET

- For compressing spring steel hose clamps
- Particularly useful in confined spaces
- Compatible with VAG clips

PRODUCT #	DESCRIPTION	SET
HLO096	2-PC. Hose Clamp Vise Set	
HLO094	85mm	•
HLO095	60mm	•



HCP226
3-WAY HOSE CLAMP VISE

- Fits most ear-type hose clamps
- Compact design idea for clamps in restricted areas
- Unique head design allows vise to clamp on to hose clamps from three different angles
- Capacity: 0 - 65mm



HFL4790
HOSE AND FUEL LINE REMOVAL PLIERS

- Used to remove 3/16" to 1/2" vacuum and fuel hoses



FP310MA
EXPANSION PLUG DRIVER SET

- Contains five adapters with fourteen drive sizes to fit all popular plugs, both metric and fractional

PRODUCT #	DESCRIPTION	SET
FP310MA	Expansion Plug Driver Set	
FP310MA-1	5/8" Diameter Driver Bar - Freeze Plug	•
FP310MA-3	1-1/4" Adapter - Freeze Plug	•
FP310MA-5	1-3/8" Adapter - Freeze Plug	•
FP310MA-6	1-5/8" x 1-3/4" Adapter - Freeze Plug	•
FP310MA-7	2" x 2-1/4" Adapter - Freeze Plug	•

SECTION

18

BRAKE AND WHEEL



AVD

SUB-CATEGORIES:

776

TIRE INFLATION

780

AXLE NUT SOCKETS

784

WHEEL NUT SOCKETS

789

BRAKE TOOL SETS

792

TUBING CUTTERS

793

FLARING TOOLS

795

BRAKE SPRING TOOLS

798

BRAKE PAD TOOLS

802

BRAKE BLEEDERS

TIRE INFLATION

TIRE INFLATOR CHUCKS



DTG1014
DIGITAL TIRE INFLATOR GAUGE
WITH 14" EXTENDED CHUCK

- Three-function handle (check tire pressure, release tire pressure, inflate tire)
- Large 2.6" gauge with 360° swivel
- Inflator tube length: 28"
- Straight-on dual foot chuck: 14"
- Range: 2 - 170 psi (12 bar, 1200 kpa)

TG1014
ANALOG TIRE INFLATOR GAUGE
WITH 14" EXTENDED CHUCK

- Three-function handle (check tire pressure, release tire pressure, inflate tire)
- Large 3" gauge with 360° swivel
- Inflator tube length: 28"
- Straight-on dual foot chuck: 14"
- Range: 2 - 170 psi (12 bar, 1200 kpa)

776



WARNING: Cancer and Reproductive Harm - p65warnings.ca.gov
For more info click-on MACTOOLS.COM/PROP65



DT150-38CV
DIGITAL TIRE GAUGE
WITH STRAIGHT CHUCK

- Range: 0 - 160 PSI
- 2" Dial with 17-1/2" hose
- Temperature and pressure compensation
- Bleed feature
- Increments of 1.0 PSI

TG900
INFLATOR GAUGE WITH
DUAL FOOT CHUCK

- Range: 12 - 120 PSI
- 12" Hose length
- Dial foot chuck



LSTG100
DIAL TIRE GAUGE
WITH BLEEDER VALVE

- Large 2.5" (63.5mm) dial
- Range: 10 - 170 PSI (100 - 1,200 KPa)
- Rubber shock-absorbing cover for protection
- Dual straight-on chuck
- Increments: 2 PSI (20 KPa)
- Overall length: 14.2" (362mm)



TG1000C
ANALOG TIRE INFLATOR

- Range: 0 - 170 PSI
- 2-1/4" Dial with 24" hose
- Ergonomic handle
- Straight-on clip chuck

TDG120
DIAL TIRE 2-IN-1 GAUGE

- Fully-g geared 1/32" (1mm) increment precision brass movement
- Shock-absorbing protective cover
- Pressure Range: 8-120 PSI
- 2 PSI (20 kPa) Increments
- Tread Depth Range: 0-15/32" (0-12mm)
- Dial: 2" (50.8mm)



TIRE INFLATION

TIRE INFLATOR CHUCKS

TG10DA PENCIL TIRE GAUGE

- Range: 10 - 50 PSI
- Increments: 1 lb.



TG110 PENCIL TIRE GAUGE

- Range: 20 - 120 PSI
- Increments: 2 lbs.



TG120 RADIAL TIRE GAUGE

- Range: 12 - 48 PSI
- Increments: 1 lb.




TG150 LOW PSI PENCIL GAUGE

- Range: 1 - 20 PSI
- Increments: 1/2 lb.



TG160 DUAL-END PENCIL GAUGE

- Range: 20 - 120 PSI
- Increments: 2 lbs.



TG570 DUAL END TIRE GAUGE - 12"

- Use on Budd style tire valves
- 30° Reverse chuck
- Range: 10 - 150 PSI



TWTC1 TWO-WAY LOCK-ON TIRE CHUCK

- Lock-on dual straight chuck and non-slip handle
- Two-way quick-release knob
- Closed-end valve style for air supply directly from air line
- 1/4"-18 Female NPT with 5/8" hex nut
- 15" Overall length




QLTC1 QUICK-LOCK TIRE CHUCK

- Quick-release knob
- Closed end valve style for air supply directly from air line
- 1/4"-18 Female NPT with 5/8" hex nut
- Straight lock-on chuck
- 7-1/2" Overall length



TG390 DUAL STRAIGHT-ON CHUCK

- Ideal for Budd style truck tire valves
- For inflating dual wheel vehicles
- 1/4"-18 Female NPT with 5/8" hex nut
- 6-1/2" Overall length



AC384 1/4" FEMALE NPT DUAL CHUCK

- Standard dual foot extension for valves on tractors, trucks, or buses
- 6-1/2" Overall length



TG400 LOCKING STRAIGHT-ON CHUCK

- Dual foot 1/4" Female NPT
- Deep well lock
- Locks on valve when tilted
- For hard-to-reach valves



AC352 1/4" FEMALE NPT SINGLE CHUCK

- Made from Zinc



AC354 1/4" FEMALE NPT CHUCK WITH CLIP

- Locking mechanism for hands-free use



QLC90 TIRE CHUCK QUICK-LOCK

- 90° Lock-on chuck
- Quick-release knob
- Closed end valve style for air supply directly from air line
- 1/4"-18 FNPT with 5/8" hex nut
- Overall length: 5-9/16"





14100470
TIRE VALVE INSTALLER

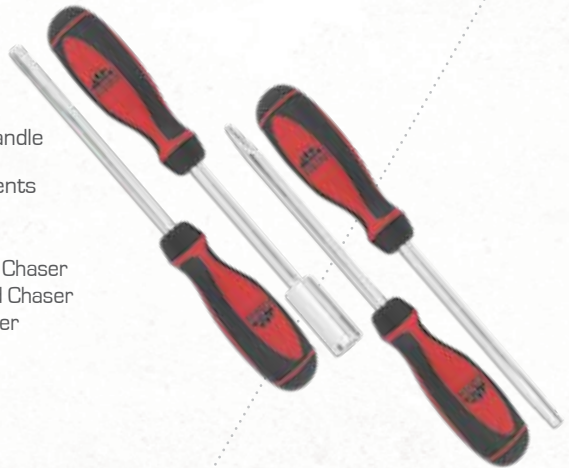
- Swivel head screws onto cap thread of tire valve
- Handle is used as a lever to pull tire valve into rim hole
- Overall length: 11-3/4"

TV95975
4-PC. TIRE VALVE TOOL SET

- Macimizer™ ergonomic handle ensures a firm grip and is resistant to acid and solvents

INCLUDES:

- (1) Valve Core Remover Tool
- (1) Valve Stem Internal Thread Chaser
- (1) Valve Stem External Thread Chaser
- (1) Valve Core Remover/Installer



TP301A
TIRE TOOL KIT

INCLUDES:

- (1) White Marking Crayon
- (1) Tire Depth Gauge
- (1) Valve Core Extractor
- (1) 50 Lbs. Pencil Air Gauge
- (1) Black Bic Pen
- (1) Black Pouch



VT43P
VALVE CORE TOOL

- Slotted end removes and replaces valve cores
- Operates like a screwdriver
- Comfort-Grip™ handle



S445
VALVE REPAIR TOOL

- Re-threads inside and outside of valve stem
- Inserts or removes cores
- Provides quick, easy removal of broken cores



VC1HD (NOT SHOWN)
8" VALVE CORE TOOL

- VC1**
4" VALVE CORE TOOL
- Allows the valve core to stay attached to the tool after it is removed from the valve



TV1986
TIRE DEFLATOR SET

- Large openings on the sides allow air to escape quickly
- Marked so tires can be returned to their original position on the vehicle preventing the need to reset the TPMS system



SD5007
TIRE DEFLATOR FOR TPMS VALVES

- Four identical sizes noted with position marks help users to install the tires back to the same position
- Save time by not needing to reset the TPMS system with computer



TPMS-KIT
TPMS SERVICE KIT

- Tighten down valve stems to a pre-selected torque setting without over tightening or stripping
- Service and maintain valve stem type TPMS sensors
- Sockets commonly used on sensor retaining nuts



VCR141
INTERCHANGEABLE-TIP VALVE CORE TOOL

- Double ended core driver reverses in the tool body
- Reversible driver fits both large and small valve cores
- Long tool handle will access inside dual wheels



S444
2-IN-1 COMBINATION VALVE CORE TOOL

- One end for large bore, one end for standard sizes
- Heavy-duty firm grip



AXLE NUT SOCKETS

LOCK NUT REMOVER SET



HT976B

8-PC. 1/2" DRIVE AXLE NUT SOCKET SET - 12-PT.

- Fits axle nuts and automatic transmission tail output shafts on Toyota®, Lexus®, Chrysler®, Dodge®, Jeep®, Audi®, VW®, and BMW®, as well as many other makes
- Blow-molded case

PRODUCT #	DESCRIPTION	SIZE (MM)	SET
HT976B	8-PC. 1/2" Drive Axle Nut Socket Set - 12-PT.		
97629	Axle Nut Socket - 12-PT.	29	•
97630	Axle Nut Socket - 12-PT.	30	•
97632	Axle Nut Socket - 12-PT.	32	•
97634	Axle Nut Socket - 12-PT.	34	•
97635	Axle Nut Socket - 12-PT.	35	•
97636	Axle Nut Socket - 12-PT.	36	•
97638	Axle Nut Socket - 12-PT.	38	•
97639	Axle Nut Socket - 12-PT.	39	•



AS4547C

7-PC. 1/2" DRIVE STOCK IMAGES SET - 6-PT.

- 1/2" drive chrome-molybdenum sockets for heavy-duty use
- Blow-molded case

PRODUCT #	DESCRIPTION	SIZE	SET
AS4547C	7-PC. 1/2" Drive Axle Nut Socket Set - 6-PT.		
454729	GM®, Ford®, Asian	29	•
454730	GM®, Asian	30	•
454732	Honda®, Chrysler®	32	•
454734	GM®	34	•
454735	GM®	35	•
454736	GM®, Ford®, Chrysler®	36	•
454738	Full-Size and SUVs	38	•



AS4542A

7-PC. 1/2" DRIVE SUV/TRUCK LOCKNUT SET

- Seven of the most popular wheel bearing locknut sockets for 4-wheel drive trucks
- All sockets have 1/2" drive
- Blow-molded case

PRODUCT #	DESCRIPTION	SIZE	SET
AS4542A	7-PC. 1/2" Drive SUV/Truck Locknut Set		
AS4542A-1	Hex Locknut Socket	2-3/8"	•
AS4542A-2	Rounded Hex Locknut Socket	2-9/16"	•
AS4542A-3	Hex Locknut Socket	2-1/2"	•
AS4542A-4	Rounded Hex Locknut Socket	2-3/4"	•
AS4542A-5	Rounded Hex Locknut Socket	2-1/2"	•
AS4542A-6	Rounded Hex Locknut Socket	2-3/8"	•
AS4542A-7	Hex Locknut Socket	55mm	•



AS4548B

8-PC. 1/2" DRIVE AXLE NUT SOCKET SET - 6-PT.

- Installs axle nuts on front axle hubs
- Durable impact-grade alloy steel
- Extra deep to fit over various axle lengths
- Works where standard sockets won't

PRODUCT #	DESCRIPTION	SIZE	SET
AS4548B	8-PC. 1/2" Drive Axle Nut Socket Set - 6-PT.		
454829	Axle Nut Socket - 6-PT.	29	•
454830	Axle Nut Socket - 6-PT.	30	•
454832	Axle Nut Socket - 6-PT.	32	•
454834	Axle Nut Socket - 6-PT.	34	•
454835	Axle Nut Socket - 6-PT.	35	•
454836	Axle Nut Socket - 6-PT.	36	•
454838	Axle Nut Socket - 6-PT.	38	•
454839	Axle Nut Socket - 6-PT.	39	•



AS4543C

6-PC. 1/2" DRIVE LOCKNUT SOCKET SET - 6-PT.

- Sockets have 1/2" square drive
- Blow-molded case

PRODUCT #	DESCRIPTION	SET
AS4543C	6-PC. 1/2" Drive Locknut Socket Set - 6-PT.	
AS612C	6-Lug Socket	•
AS613A	4-Lug Socket	•
AS615A	Ford® 4-Lug Locknut Socket	•
AS616C	4-Lug Socket	•
AS688A	Toyota® 4-Lug Locknut Socket	•
AS689A	FWD Front Spindle Puller	•



AS4549B

3-PC. 1/2" DRIVE AXLE NUT SOCKET SET - 12-PT.

- Featuring 39mm socket applications: 2008 - '10 Toyota® Land Cruiser; 2008 - '10 Toyota® Sequoia; 2007 - '10 Toyota® Tundra; 2008 Lexus® LX 570
- Most popular axle nut sockets for larger automobiles and SUVs
- Blow-molded case

PRODUCT #	DESCRIPTION	SIZE	SET
AS4549B	3-PC. 1/2" Drive Axle Nut Socket Set - 12-PT.		
454930	Axle Socket - 12-PT.	30	•
454936	Axle Socket - 12-PT.	36	•
454939	Axle Socket - 12-PT.	39	•





ANR6540
TOYOTA®/LEXUS® FRONT AXLE
LOCK NUT REMOVER KIT

- 30mm, 12-PT. special depth impact 1/2" drive socket with a lock nut release tool to unlock the 30mm axle nut on both front and rear wheel drive vehicles
- Unique angle easily unlocks 30mm axle nuts



GM® FRONT AXLE NUT METRIC
IMPACT SOCKETS - 6-PT.

- May be used with torque wrench for simple wheel bearing adjustment
- Black-oxide finish

PRODUCT #	DRIVE SIZE	OVERALL LENGTH	POINT SIZE	SIZE
VDP630MMR	1/2" Square	3-1/4" / 82.6	6	30
VDP635MMR	1/2" Square	3-1/4" / 82.6	6	35
VDP636MMR	1/2" Square	3-1/4" / 82.6	6	36



ASP7077P
AXLE STUD
CONE PLIERS

- For all popular, medium-size and heavy-duty truck axles
- Expands tapered cone and speeds axle disassembly
- 9" Overall length



FWD2740
COMBINATION 4WD WHEEL
BEARING LOCKNUT TOOL

- Six-slot application on: 1978 - '89 3/4-ton Ford® and 1973 - '81 GM® 3/4- and 1-ton
- Four-slot applications are 1960 - 1989 GM® 1/2-ton



L31550
AXLE HUB BRIDGE
NUT SOCKET

- Removes and installs the hub bearing retaining nut 10.5" or 11.5" ring gear
- Nine drive pins to fit the new style retaining nut



SC79R
36MM FLYWHEEL/
REAR AXLE NUT
SOCKET - 6-PT.

- Impact grade
- 2" Overall length



AXLE NUT SOCKETS

1/2" DRIVE SOCKETS AND SETS



STLWH1

WHEEL HUB CLEANING TOOL

- Attaches to 1/2" drive impact wrench
- Resurfaces brake rotor hub section for a cleaner mating surface with the wheel

STLWH1PD

WHEEL HUB CLEANING TOOL REPLACEMENT PADS - 6-PK



STLWH2

TRUCK WHEEL HUB CLEANING KIT

- Impact rated
- Removes rust, corrosion and other build-up from wheel stud, drums and tire rim.
- Replacement cleaning discs available

STLWH2PD

TRUCK WHEEL HUB CLEANING TOOL REPLACEMENT PADS - 6-PK



LT830B

HUB SHOCKER

- Fits most five-six-eight lug applications
- Strong mounting holes
- 3/4" Heavy-duty steel back plate
- 1/2" Square tubing
- 1/2" Striking plate
- Flanged nuts for safety and performance



FT131108

LARGE MASTER BEARING RACE DRIVER

- All-in-one design, eliminating the need for a driver and several different heads
- Three-step jaw accommodates sizes; 18-56mm (0.75"-2.25") range with a 10mm depth/reach 39-77mm (1.5"-3.0") range with a 10mm depth/reach 48-86mm (2.0"-3.5") range with a 20mm depth/reach
- Can be used on most vehicles, including motorcycles

FT131107

SMALL MASTER BEARING RACE DRIVER

- Same as above, except accommodates sizes 9.5 - 50mm (0.374" - 1.968")



BD3142MA

22-PC. BUSHING REMOVER AND INSERT KIT

- Sizes from 3/8" x 7/16" through 1-1/4" x 1-3/8"
- Three drivers and nuts for drivers
- Blow-molded case

BD3143MA

9-PC. HEAVY-DUTY BUSHING REMOVER AND INSERT KIT

- Sizes from 1-5/16" x 1-7/16" through 1-3/4" x 1-7/8"
- Blow-molded case



TTWP

TRUCK AND TRAILER WHEEL PAN

- Fits tire rims with 13-3/4" I.D. and larger
- Handle compartments hold hub nuts out of the oil
- Made of polypropylene for durability
- Capacity: 88 oz.



SV3PT
WHEEL LUG
IMPACT SOCKET SET

- Dual-sided to cover the four most common lug nut sizes with just two sockets

PRODUCT #	DESCRIPTION	DRIVE SIZE	OPENING SIZE	OVERALL LENGTH	SET
SV3PT	Wheel Lug Socket Set				
SC132	Dual Purpose Wheel Lug Socket	1/2"	19mm Hex - 21mm Hex	2-3/4" / 70	•
VP246266	Dual Purpose Wheel Lug Socket	1/2"	3/4" Hex - 13/16" Hex	2-3/4" / 70	•
VP3EB	Extension for Impact Flip Socket	1/2"	-	3" / 76.2	•



TFL3-SET
3-PC. 1/2" DRIVE THIN-WALL
IMPACT SOCKET SET - 6-PT.

SVP3TK
3-PC. 1/2" DRIVE THIN-WALL
IMPACT SOCKET SET - 6-PT.

- Covers the six most common wheel lug sizes on the market today
- Thin-wall design allows access to wheel lugs where standard sockets will not fit



SVPT116B
11-PC. IMPACT SOCKET
WHEEL/LUG PROTECTOR
SET - 6-PT.

- Plastic sleeves and inserts protect wheel and lug nut finish
- Thin wall for access in tight work areas
- Large size markings on each socket sleeve for quick identification



LT1250A
1/2" DRIVE 18.5MM/19.5MM
CHROME-CAPPED LUG
NUT FLIP SOCKET

LOC1260
1/2" DRIVE 22MM/22.5MM
CHROME-CAPPED LUG
NUT FLIP SOCKET

- Removes damaged/distorted lugnuts with steel caps
- Removing over-torqued lugnuts during extreme cold/heat also distorts lugnut cap
- Dual flip 1/2" drive impact socket design

PRODUCT #	DESCRIPTION	DRIVE SIZE	SIZE	SETS
TFL3-SET	3-PC. 1/2" Drive Thin-Wall Impact Socket Set - 6-PT.			
SVP3TK	3-PC. 1/2" Drive Thin-Wall Impact Socket Set - 6-PT.			
TFL-1921	Thin Wall Impact Socket	1/2"	19-21mm	• •
TFL-3413	Thin Wall Impact Socket	1/2"	3/4"-13/16"	• • •
TFL-7815	Thin Wall Impact Socket	1/2"	7/8"-15/16"	• •
EXT3	Impact Extension	1/2"	3"	• •

PRODUCT #	NOMINAL SIZE BOTH ENDS	OVERALL LENGTH IN. / MM.	SETS
SVPT116B	11-PC. Impact Socket Wheel/Lug Protector Set - 6-PT.		
VPT246	3/4" Thin Wall	3-3/8" / 85.7	•
VPT266	13/16" Thin Wall	3-3/8" / 85.7	•
VPT286	7/8" Thin Wall	3-3/8" / 85.7	•
VPT306	15/16" Thin Wall	3-3/8" / 85.7	•
VPT326	1" Thin Wall	3-3/8" / 85.7	•
VPT346	1-1/16" Thin Wall	3-3/8" / 85.7	•
VPT617MM	17mm Thin Wall	3-3/8" / 85.7	•
VPT619MM	19mm Thin Wall	3-3/8" / 85.7	•
VPT621MM	21mm Thin Wall	3-3/8" / 85.7	•
VPT3E	3" Impact Extension	3" / 76.2	•
VPT5E	5" Impact Extension	5" / 127	•

MAC78537
LOCKING LUG MASTER KEY SET

- Set comes with both SAE and metric pieces that can be used on spline, star, hex, and fluted hex fasteners



PRODUCT #	DESCRIPTION	SIZE	SETS
MAC78537	Locking Lug Master Key Set		
MAC78538	5-Spline Socket	-	•
MAC78539	6-Spline Socket	-	•
MAC78540	6-Spline Duplex Socket	-	•
MAC78541	Hex Nut Lock Key	-	•
MAC78542	Hex Key	12mm	•
MAC78543	Hex Key	15mm	•
MAC78544	7-Spline Socket	5/8" I.D.	•
MAC78545	7-Spline Socket	11/16" I.D.	•

PRODUCT #	DESCRIPTION	SIZE	SETS
MAC78546	7-Spline Socket	3/4" I.D.	•
MAC78547	8-PT. Star-Small	-	•
MAC78548	8-PT. Star-Large	-	•
MAC78549	10-PT. Star	-	•
MAC78550	12-PT. Small	-	•
MAC78551	12-PT. Small Diameter Socket	-	•
MAC78552	9-PT. Lug	1/2" OD	•
MAC78553	Hex Lug	9/16"	•

WHEEL NUT SOCKETS

LUG NUT SERVICE TOOLS



TFL6-SET 6-PC. THICK AND THIN FLIP SOCKET SET

- One end is a standard wall 6-PT., the other is a thin wall 6-PT. socket of the same size



TSDB3-SET 3-PC. 1/2" DRIVE LUG AND LOCK FLIP SOCKET SET

- Covers the six most common wheel lug sizes on the market today
- 6-Flute design removes damaged wheel lugs while the 12-flute side removes most standard wheel locks



LOC2510 3/4" (19MM) E-Z LOADING SOCKET

- Magazine-style loading impact socket for multiple lug nut removal (up to five lug nuts can be housed in the socket at the same time for quick removal)



DTS6-SET



DTS5F-SET



DTS5M-SET

THIN WALL IMPACT SOCKET SETS

- Covers the majority of fractional wheel lug sizes on the market today
- 1/2" Drive, impact rated sockets
- Thin wall design allows access to wheel lugs where standard sockets will not fit

PRODUCT #	DESCRIPTION	NOMINAL SIZE IN.	NOMINAL SIZE MM.	SET
DTS6-SET	6-PC. Deep Thin Wall Impact Socket Set			
DTS5F-SET	5-PC. SAE Deep Thin Wall Impact Socket Set			
DTS5M-SET	5-PC. Metric Thin Wall Impact Socket Set			
DTS-13	Deep Thin Wall Impact Socket	13/16"	-	• •
DTS-15F	Deep Thin Wall Impact Socket	15/16"	-	• •
DTS-16F	Deep Thin Wall Impact Socket	1"	-	• •
DTS-17F	Deep Thin Wall Impact Socket	1-1/16"	-	• •
DTS-17M	Deep Thin Wall Impact Socket	-	17	• •
DTS-19M	Deep Thin Wall Impact Socket	-	19	• •
DTS-21M	Deep Thin Wall Impact Socket	-	21	• •
DTS-78	Deep Thin Wall Impact Socket	7/8"	-	• •
DTS-14M	Thin Wall Impact Socket	-	14	• •
DTS-22M	Thin Wall Impact Socket	-	22	• •
EXT3	3" Impact Extension	-	-	• •

PRODUCT #	DESCRIPTION	NOMINAL SIZE IN.	NOMINAL SIZE MM.	SET
TFL6-SET	6-PC. Thick and Thin Flip Socket Set			
DBL6-SETA	6-PC. Double-Duty Flip Socket Set			
TSDB3-SET	3-PC. 1/2" Drive Lug and Lock Flip Socket Set			
TFL-13	Flip Socket	13/16"	-	• •
TFL-17M	Flip Socket	-	17	• •
TFL-19M	Flip Socket	-	19	• •
TFL-21M	Flip Socket	-	21	• •
TFL-78	Flip Socket	7/8"	-	• •
DBL-13A	Double-Duty Flip Socket	13/16"	-	• •
DBL-17MA	Double-Duty Flip Socket	-	17	• •
DBL-19MA	Double-Duty Flip Socket	-	19	• •
DBL-21MA	Double-Duty Flip Socket	-	21	• •
DBL-78A	Double-Duty Flip Socket	7/8"	-	• •
TSDB-17	Lug and Lock Flip Socket	-	17	• •
TSDB-3419	Lug and Lock Flip Socket	3/4"	-	• •
TSDB-78	Lug and Lock Flip Socket	7/8"	-	• •
EXT3	3" Impact Extension	-	-	• •



SD1133A
2-PC. MERCEDES-BENZ®
SPECIAL WHEEL NUT SOCKET
AND HANGER SET

- Wheel hangers for use with specially equipped vehicles using M14-1.5 lug studs
- Prevents accidental damage to fragile brake rotors such as those made from carbon ceramic, which can be thousands of dollars to replace



LT4300
3-PC. LUG NUT
REMOVAL SOCKET SET

- Removes damaged 3/4", 19mm, 13/16", and 21mm lug nuts and the majority of OEM and aftermarket locking lug nuts
- Two dual-sided twist sockets
- For use with a breaker bar

INCLUDES:
(1) Extractor Punch



LT1230A
5-PC. LUG AND LOCK
FLIP SOCKET SET

- Covers the eight most common wheel lug sizes (21/21.5mm, 18.5/19.5mm, 22/22.5mm, and 1-1/16"/27.5mm) on the market today



LOC4200A
DUAL-SIDED TWIST SOCKET
LUG NUT REMOVER

- For removal of late model OEM and aftermarket 3/4" and 19mm, 13/16", and 21mm damaged lug nuts
- For use with a breaker bar



L49000
TRUCK BRAKE CAGE
BOLT SOCKET

- Extra deep 3/4" socket loosens the cage bolt to unlock air brakes on trucks
- Removes the air brake boosters
- Overall length is 5", inside length is 4-1/2"



VDP615MMDR
15MM EXTRA DEEP
IMPACT SOCKET

- For use on emergency brake adjustment nuts and stabilizer bar retainers
- 1/2" Drive
- 5" Length



LOC4000
DELUXE HUBCAP AND WHEEL
LOCK REMOVAL KIT

- Includes the LT4200B "Quick-Off" Lug Nut Removal Tool
- Removes 3/4", 19mm, 13/16" and 21mm tire lug nuts that are damaged or rounded
- For use with a breaker bar
- Also removes undamaged GM®, Ford®, and Chrysler® wire wheel hubcap locks



DBL6-SETA
6-PC. DOUBLE-DUTY
FLIP SOCKET SET

- One end is a standard 6-PT. socket
- Other end is a twist socket, damaged wheel lug remover

INCLUDES:
(1) DBL-13A - 13/16" (1) DBL-21MA - 21mm
(1) DBL-17MA - 17mm (1) DBL-78A - 7/8"
(1) DBL-19MA - 19mm (1) EXT3A - 3" Extension



SC191
33MM 3/4" DRIVE ISO
WHEEL NUT SOCKET - 6-PT.

- Removal of the Budd Uni-Mount-10™ metric wheel system and Ultra Mount 335™ from Accuride/Dayton Walther



WDP633MMR
33MM 1" DRIVE BUDD
WHEEL SOCKET - 6-PT.

- Remove and replace Budd wheels on 1990 and newer semi-trucks



WARNING: Cancer and Reproductive Harm - p65warnings.ca.gov
For more info click on MACTOOLS.COM/PROP65

WHEEL NUT SOCKETS

HUB AND AXLE TOOLS



HG6575 HUB GRAPPLER

- Complete solution for servicing wheel hubs and bearings on the vehicle without removing the steering components or knuckle, eliminating unnecessary alignments or the use of a shop press, cutting service time dramatically
- Specifically designed to apply maximum force with minimal effort from an impact gun
- Jaws are designed and sized to properly fit hub applications and can be quickly located on the puller bar without the use of fasteners
- 3/4" Custom drive screw coupled with the special equalizer washer provides smooth operation while the proprietary heat treating extends its life 5-10 times longer than similar designs
- Six adapters increase application coverage up to 2009 model year



SD1039 8-PC. METRIC STUD REMOVER/INSTALLER SET

- Double nut style removers help prevent damage to threads
- Installers have an adjustable depth ball bearing inside to keep from damaging threads

PRODUCT #	DESCRIPTION	SIZE	SET
SD1039	8-PC. Metric Stud Remover/Installer Set		
SD-1039-1	Stud Installer	M6-1.0	•
SD-1039-2	Stud Installer	M8-1.25	•
SD-1039-3	Stud Installer	M10-1.25	•
SD-1039-4	Stud Installer	M10-1.5	•
SD-1039-5	Stud Remover	M6-1.0	•
SD-1039-6	Stud Remover	M8-1.25	•
SD-1039-7	Stud Remover	M10-1.25	•
SD-1039-8	Stud Remover	M10-1.5	•

WIS2278 TRUCK WHEEL STUD INSTALLER

- Installs most truck wheel studs in seconds
- Use with an impact wrench or ratchet
- Body is equipped with a thrust bearing to easily pull the new wheel stud into place
- Fits truck wheel studs up to 22mm (7/8") in diameter
- Use the lug nut to tighten against the tool body to pull the stud in position

Note: The bearing will wear with use and is not warrantied



WSR280 WHEEL STUD INSTALLER

- Easily installs new wheel studs
- Use with a ratchet or impact wrench to pull the new stud securely in place
- Position the tool over the stud shaft
- Tighten the lug nut against the tool to pull the stud in place
- Works on most automotive and light-duty truck wheel studs, import and domestic

Note: The bearing will wear with use and is not warrantied



LIS14150
8-PC. WHEEL STUD PILOT PIN SET

- Four pairs of Metric threaded wheel stud pilot pins allow you to hang the wheel without having to balance the wheel on the small lip of the hub. This helps prevent the wheel from falling and causing damage or injury.

INCLUDES:

- (2) LIS13920 12mm X 1.5 Pilot Pin
- (2) LIS13930 14mm X 1.5 Pilot Pin
- (2) LIS13940 14mm X 1.25 Pilot Pin
- (2) LIS13990 12mm X 1.25 Pilot Pin




L38210
DODGE® PNEUMATIC HUB REMOVER KIT

- Separates the frozen hub assembly from the steering knuckle on Dodge® vehicles
- Tool drives against loosened retaining bolts to separate assembly using a standard .401 shank air hammer
- Prevents damage to the knuckle and complete hub assembly
- Tool drives on the bolt flange, so the head of the retaining bolt is not destroyed

INCLUDES:

- (1) L39300 for Older or Smaller Applications
- (1) L39250 for 2003 and Newer 4-Wheel Drive 3/4-Ton and 1-Ton Dodge® Pickups



MHT6290
4WD FRONT HUB PULLER

- Services 1988-2000 GM® 1/2-, 3/4-, and 1-ton trucks Tahoe, Suburban, and Yukon;
- 1994-2000 Dodge® 1/2-, 3/4- and 1-ton RAM® trucks;
- 1997-2000 Ford® 1/2-ton trucks and Expeditions;
- 1998-2000 Ford® 3/4- and 1-ton trucks and Excursions;
- 1985-2001 Jeep® Cherokee



LNG938
WHEEL STUD INSTALLER AUTOMOTIVE KIT

- Installation of the stud can be with a socket, pneumatic air, or conventional wrench
- The spacer and washer assist to draw/pull the stud straight every time without stripping or breaking the stud

SIZES:

- (1) 7/16" - 20 (1) 12mm - 1.5
- (1) 1/2" - 20 (1) 12mm - 1.25



WHEEL NUT SOCKETS

WHEEL TORQUE EXTENSIONS



1/2" DRIVE WHEEL TORQUE SETS

PRODUCT #	COLOR	RATING FT-LBS.	SIZE IN.	SIZE MM	SET
WTK1503	9-PC. Wheel Torque Master Set				
WTK1553	4-PC. American Car Wheel Torque Set				
WTK1503-A	Brown	100	13/16"	-	• •
WTK1503-B	Orange	80	-	21	•
WTK1503-C	Gray	100	3/4"	19	• •
WTK1503-D	Black	60	-	21	•
WTK1503-E	Blue	80	3/4"	19	• •
WTK1503-F	Yellow	65	3/4"	19	•
WTK1503-G	Red	80	-	17	•
WTK1503-H	Evergreen	45	-	17	•
WTK1503-I	White	120	7/8"	-	• •
LOC1500Q	Aqua	140	7/8"	-	•
LOC1500BB	Turquoise	150	-	21	•

WHEEL TORQUE EXTENSION SETS

PRODUCT #	COLOR	RATING FT-LBS.	SIZE	SET
WTE1470	7-PC. Wheel Torque Extension Set			
WTE1463	5-PC. Wheel Torque Extension Set			
WTE1463-C	Gray	100	1/2"	• •
WTE1463-E	Blue	80	1/2"	• •
WTE1463-F	Yellow	65	1/2"	• •
WTE1463-I	White	120	1/2"	• •
WTE1463-K	Purple	110	1/2"	•
WTE1463-Q	Aqua	140	1/2"	• •
WTE1463-BB	Orange	160	1/2"	•



TS4500 TIRE STEP

- Added height advantage helps you work in the engine compartment easily
- Makes hard-to-reach areas of truck accessible for paint and body work
- Dimensions: 21-1/2" x 7" x 1-21/32"
546.1mm x 177.8mm x 42mm



TT68A WHEEL COVER TOOL

- Rubber tip prevents damage
- Plastic handle for added leverage



DC214B HUB AND DUST CAP REMOVER

- Jaws are designed to get a firm grip on dust cap and flange
- Hammer head for replacing dust caps



BRAKE TOOLS

BRAKE TOOL SETS



L71020

12-PC. MASTER BRAKE TOOL SET

- Includes tools for removing and installing brake springs along with parking brake and star wheel adjusting tools
- Color coded brake lining gauges for accurate measurement of brake shoe lining

INCLUDES:

- | | |
|--|---|
| (1) L44210 Universal Emergency Brake Tool | (1) L46750 Brake Spring Tool |
| (1) L44220 E-Brake Cable Release Tool | (1) L44800 Heavy-Duty Brake Spring Tool |
| (1) L50700 Brake Adjustment Tool | (1) L49100 T-Handle Single Spring Brake Tool |
| (1) L81850 Combination Brake Lining Thickness Gauge Set | (1) L11260 Brake Spring Pliers |
| (1) L13410 Brake Caliper Brush | (1) L47400 Brake Spring Washer Tool |
| (1) L40750 Parking Brake Cable Remover | (1) L48400 Import Car Brake Clip Tool |
| | (1) L71040 Tool Bag |



BT96152A

14-PC. BRAKE TOOL SET

- Advanced tri-lobal ergonomic design handle
- TPE over-mold grip
- Resistant to acids, fluids, and solvents
- Specially designed brake spring pliers jaw

INCLUDES:

- | | |
|--|--|
| (1) Brake Spring Retainer Tool | (1) Mini-Adjustment Spoon |
| (1) Brake Spring Compressor Tool | (1) Disk Brake Lining Gauge |
| (1) Bendix® Brake Spring Remover/Installer | (1) Adjusting Spoon, Chevy® Trucks |
| (1) Brake Spring Installer | (1) Adjustment Spoon, GM® |
| (1) Brake Spring Pliers | (1) Adjustment Spoon, Toyota® |
| (1) 29°/45° Brake Adjustment Spring | (1) Adjustment Spoon, VW®/Mazda®/Omni® |
| (1) Bendix® Brake Adjustment Spoon | (1) Organizational Tray |



BRAKE TOOLS

INSTALLERS AND KITS



CF330 4-IN-1 HONE KIT


INCLUDES:

- (1) Adjustable Foreign Car Brake Hone, 1/2" - 2-1/4" (12.7mm - 57.2mm)
- (1) Adjustable Disc Brake Cylinder Hone, 1-1/4" - 3-1/2" (31.8mm - 88.9mm)
- (1) Adjustable Brake Cylinder Hone, 3/4" - 2-1/2" (19.1mm - 63.5mm)
- (1) Adjustable Small Engine Cylinder Hone, 1-1/4" - 3-1/2" (31.8mm - 88.9mm)
- (1) Convenient Storage Box



PBT1 TOYOTA® PARKING BRAKE TOOL

- Allows for easy removal of parking brake hold-down cup
- Designed to work in the confined area of the rear brakes so the job can be completed quickly
- Works on model year 2000 and newer Toyota® vehicles



7PBWS 7-PC. BRAKE WRENCH SET

- Ideal for bleeding brake and hydraulic clutch systems without removing the wheels
- For universal bleeder nipples
- 3' Silicon hose with check valve for one-person brake bleeding



BT97841A COLOR-CODED DISC BRAKE LINING GAUGE

- Easily identifies if pads are still good (green), should be watched (yellow), or need replacement (red)
- Excellent for your customer to understand why a brake job is necessary



BP300 HANDY PACKER BEARING PACKER

- Quickly flushes out old grease and re-packs bearings with less mess
- Fits bearings up to 3-1/2" O.D.



L44210 UNIVERSAL PARKING BRAKE TOOL

- Allows you to compress the emergency brake cable spring with one hand
- Keeps one hand free for brake shoe arm or lever replacement



L44220 PARKING BRAKE CABLE RELEASE TOOL

- Pushes cable out of the connector on domestic and import vehicles that use a parking brake cable at the rear wheels
- Includes drum brake applications and most rear disc brake vehicles



DDR465
DIGITAL DISC ROTOR/BALL JOINT GAUGE

- Resolution: 0.0001"/0.001mm
- RS232 output
- Checks ball joint wear and disc rotor run-out
- Indicator mounted on flex-arm
- Meets DIN 878 specification
- Range: 0-0.5" (0-12.7mm)



BDR6980
BRAKE DRUM AND ROTOR PULLER

- Easily used for tough pulls where there is little access to insert the jaws
- Spread to 12-3/4" and 5" of reach
- 7-Tons of force, yet weighs less than 10-lbs.
- Use with air tools to reduce time and fatigue



BP6596
DISC PAD MEASURING TOOL

- Color coded brake pad gauge allows for a definitive measurement of brake pads to determine remaining life
- Unique design allows for measurement on the vehicle without the removal of any components



SA5056
SLACK ADJUSTER PULLER

- Designed to service all S-cam air brake slack adjusters on the market
- Works on Rockwell®, Haldex®, Gunite®, and Bendix® automatic adjuster



TDG479
TIRE TREAD DEPTH GAUGE

- Measures the depth of remaining tire tread in 1/32" increments
- Flat "probe" fits and measures depth of "sipes" (narrow slits in main treads)

INCLUDES:

(1) Handy Pocket Clip



TDG500
DIAL TYPE TREAD DEPTH GAUGE

- Heavy-duty
- Large easy-to-read dial calibrated in 1/32" increments

INCLUDES:

(1) Soft Case to Protect the Gauge



DTDG2
DIGITAL THREAD DEPTH GAUGE WITH FRACTIONS

- Large LCD display
- Zero setting at any position
- Inch/Metric/Fractions system interchange
- Manual power on/off
- Suitable for tread depth, brake shoe, and pad wear



TUBING CUTTERS

TUBE CUTTERS AND BENDERS



MSC70069-A
4-IN-1 LEVER STYLE
180° TUBE BENDER

- All metal multi-purpose 180° tube bender for 3/16", 1/4", 5/16", and 3/8" O.D. tubing




TB410
TUBING BENDER PLIERS

- Bends 3/16", 1/4", 5/16", and 3/8" copper and steel tubing without kinking or collapsing

INCLUDES:

- (2) Investment Cast Adapters



TB441
3/16" TUBING BENDER PLIERS

- Bends 3/16" brake lines in tight spots without kinking or flattening
- Bends all types of 3/16" O.D. tubing
- Head design bends tubing without collapsing the tube or marking the tube surface
- Handles are more than 3-1/4" apart for proper leverage, even when handling steel tubing



TC030
TUBE CUTTER 3/8" - 1-1/8"

- Heavy-duty mini cutter designed for applications with limited work space
- Cuts copper, aluminum, brass, thin wall steel, and stainless steel tubing
- Cuts tubing 3/8" to 1-1/8" in diameter



TCM130B
TUBING CUTTER 1/8" - 5/8"

- Heavy-duty mini cutter is designed for applications with limited working space
- Cuts copper, aluminium, brass, thin-wall steel, and stainless steel tubing 1/8" - 5/8"



TC126A (NOT SHOWN)
TUBING CUTTER 1/8" - 1-1/8"

- Cuts copper, aluminum or thin-wall steel
- Makes right angle cuts with no burrs or chips

70034-1
REPLACEMENT CUTTING
WHEEL FITS TC030

TCW030
REPLACEMENT CUTTING
WHEEL FITS TCM130B

TCW062
REPLACEMENT CUTTING
WHEEL FITS TC126A

AC70089A (NOT SHOWN)
2-PC. TUBE CUTTER KIT

INCLUDES:

- (1) TC126A - 1/8" - 1-1/8"
- (1) TCM130B - 1/8" - 5/8"

TC375A
RATCHET-STYLE TUBE
CUTTER 1/8" - 3/8"

- Cuts copper, plastic, and PVC pipe in dimensions from 1/8" - 3/8" (3.2mm - 9.5mm)
- Durable, high-impact fiberglass handle is lightweight and strong
- Easily adjusts to fit pipe



FLARING TOOLS

BRAKE LINE SERVICE



AC72475
UNIVERSAL HYDRAULIC FLARING TOOL KIT

- Fabricates push-connect 1/4," 5/16," and 3/8"; GM® fuel line flares, brake lines and transmission 5/16" and 3/8"; flare/double flare 3/16," 1/4," 5/16," 3/8," and 1/2"; metric bubble flare 4.75mm, 6mm, 8mm, and 10mm
- GM® fuel line flare and brake lines



AC72480
37° FLARING AND DOUBLE FLARING HYDRAULIC TOOL KIT

- Fabricates factory style 37° and 37° double flare found on aviation and specialty automotive applications
- Hand-held hydraulic pump operates easily with all steel and light stainless tubing
- Includes: 3/16, 1/4, 5/16, 3/8, and 1/2" dies 3/16, 1/4, 5/16, 3/8 and 1/2" double flare adapters and 37° Cone



FS241M
METRIC BUBBLE FLARE KIT

- Designed for crack-free bubble flares on soft wall tubing

SIZES:

4.75, 6, 8, and 10mm Adapters



FS242
COMBO FLARING TOOL KIT

- Works on aluminum, copper, and soft steel tubing

INCLUDES:

All Adapters and Tools Necessary for Single and Double Flaring (Standard and Metric)

(1) ISO Bubble Flare

Not recommended for use on stainless steel



FT158B
DOUBLE FLARING TOOL

- Flares soft steel and copper tube
- Includes five adapters: 3/16", 1/4", 5/16", 3/8", and 1/2"
- Reamer to remove burrs
- Forged wing nuts for strength



FLARING TOOLS

BRAKE LINE SERVICE



HT165

MASTER IN-LINE FLARING SET

- In-line flaring tool's unique design locks the adapters, cone and tube in a perfect line making perfect factory flares every time with less risk of breaking adapters
- Clamp and set screws put pressure directly over the tube you greatly reduce the chance of the tube slipping from the clamp
- Flares can be achieved along frame rails or in tight areas
- Slender low profile design

SIZES:

3/16", 1/4", 5/16", and 3/8" Double and Single Flares;
4.75mm, 6mm, and 8mm Double, Bubble, and Single Flares



FT166

IN-LINE FLARING TOOL KIT

- Combines features of inline flaring tool and a hydraulic flaring tool to make a lightweight, low profile, and affordable tool
- Increased ease-of-use compared to both hydraulic type and traditional flaring tools
- Fits into tight access areas allowing on car use
- Does single, double, and bubble flares with the option to expand into quick connect fittings



HTBFT

BRAKE LINE FLARING TOOL 3/16" X 4.75MM

- Flares 3/16" and 4.75mm tubing for Bubble or double flares
- Easy grip handle makes flares on the vehicle easy
- Easy line up hole for the tubing



FT159B

METRIC DOUBLE FLARE TOOL

- Will flare soft steel and copper tube
- Features forged wing nuts for strength

INCLUDES:

- (1) Reamer to Remove Burrs from Cut Tubing
- (5) Adapters 4.75, 5, 6, 8, and 10mm



MHD5081

S-CAM AIR BRAKE SPRING TOOL

- Safely replace brake shoes on heavy-duty tractors and trailers
- Hooks the retaining spring loop and press down against the axle



L49100

SINGLE-SPRING BRAKE PRY BAR

- Hook to grab onto the spring while the tool tip is used as a fulcrum to pry the spring free
- Used to re-install the spring also



BRAKE SPRING TOOLS

BRAKE TOOLS



BRP12 "C" RING BRAKE PLIER SET

- Removes rear brake shoe C-rings

INCLUDES:

- (1) "C" Ring Emer-Brake Remover Tool
- (1) "C" Ring Emer-Brake Installer



BST1058 DRUM BRAKE SPRING WASHER TOOL

- Universal application for most drum brakes
- Special neck angle provides easy removal and installation of brake spring washer
- Slotted gripping surface provides
- Padded handles allow comfortable grip



BSP592 TRUCK BRAKE SPRING PLIERS

- Designed to remove and install the brake shoe return springs on medium-duty and heavy-duty drum brakes



BST4510 BRAKE SPRING TOOL

- Designed for import car brake return springs
- Removes and installs import and domestic brake springs that don't use an anchor pin



L44800 HEAVY-DUTY BRAKE SPRING TOOL

- Removes and installs larger springs that don't use an anchor pin
- Also works on springs with an anchor pin



BST5000 SINGLE SPRING BRAKE TOOL

- Releases tension on both large and small GM® single-spring brakes during servicing
- Two-piece design fits larger single springs found on Chevrolet® Colorado® and some Silverado® models



BRAKE SPRING TOOLS

BRAKE TOOLS



S14AP
15/16" BRAKE SHOE
RETAINING SPRING
COMPRESSOR

- For Bendix® brakes
- Larger Bendix® springs




L48400
BRAKE CLIP TOOL

- For import cars with brake shoe hold-down clips



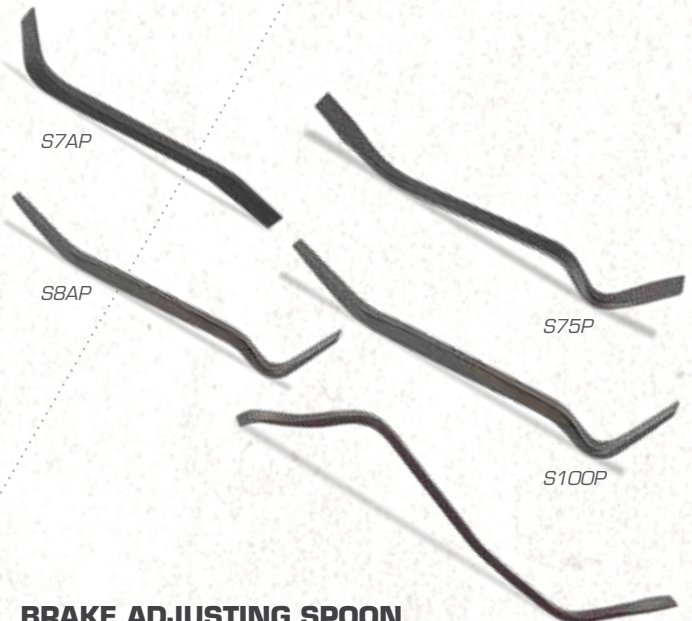
S13P
BRAKE SPRING TOOL

- Use for Bendix® hydraulic brakes and other springs
- Socket end fits over post
- Turn handle to put on or take off spring



BRAKE BLEEDER WRENCH

PRODUCT #	APPLICATIONS	BEND	POINT SIZE	SIZE	ARM LENGTH IN. / MM
S212P	GM® and Toyota®	90°	6	8mm, 10mm	8mm: 4-1/2" / 114.3 10mm: 4-1/2" / 114.3
S222P	Honda®, Nissan®, and GM®	45°	6	8mm, 10mm	8mm: 1-11/32" / 34.1 10mm: 1" / 25.4



BRAKE ADJUSTING SPOON

PRODUCT #	BLADE WIDTH IN. / MM	MAKE	OVERALL LENGTH IN. / MM
S7AP	1/2" / 12.7	Chevrolet®	6" / 152.4
S8AP	17/32" / 13.5 3/8" / 9.5	-	7" / 177.8
S75P	17/32" / 13.5	Oldsmobile®	9" / 228.6
S100P	3/4" / 19	-	9" / 228.6
S181P	1/2" / 12.7	Trucks	16-3/4" / 425.5

IT'S DARK UNDER THERE

CHECK OUT LIGHTING OPTIONS
ON PAGE 548



MAC
TOOLS

BRAKE PAD TOOLS

PAD SPREADERS




LT7700
UNIVERSAL BRAKE PISTON PRESS

- Used for pressing in dual brake pistons and single brake pistons
- Universal application for most cars, light and heavy trucks
- Single piece operation eliminates nuts and bolts to assemble and disassemble on brake assemblies



BP2440
DISC BRAKE PAD SPREADER

- For installing pads on most domestic and import cars and light trucks
- Tool compresses disc brake piston for easy pad installation



BP7034A
DISC BRAKE PAD SPREADER

- For standard and four-piston calipers



L30600
CV BOOT CLAMP PLIERS

- A special boot clamp crimping pliers that is designed to work in confined spaces
- Work from the side with the head turned 90° unlike traditional tools that work from the end



CVB3080
CV BOOT CLAMP PLIERS EAR-TYPE

- For all ear-type clamps, including late model GM® front wheel outboard CV joints
- May be used with 1/2" torque wrench and breaker bar to crimp late model GM® outboard CV boot clamps to specification



CVB3050
CV BOOT CLAMP PLIERS EARLESS-TYPE

- Designed for use on earless-type clamps, including those found on late model GM® inboard CV joints





BP488A
DUAL BRAKE PAD SPREADER

- Single and dual piston calipers
- Works on most single piston calipers



UP5700
UNIVERSAL PAD SPREADER

- Handles single and dual piston applications
- Slide action increases range of tool over existing items



2790470
4-IN-1 BRAKE CALIPER PRESS

- Works on single, dual and quad calipers
- Centrally distributes force to prevent misalignment of pistons
- 360° Ratchet swing allows access at any angle
- Extended reversing lever allows for easy change from spreading to retracting




BPS70915
4-IN-1 BRAKE PAD SPREADER

- For both fixed and floating calipers
- Fixed calipers: Twin and quad piston
- Floating calipers: Single and twin piston
- Ensures parallel piston retraction on dual and quad piston calipers
- Single lever mechanism used to apply and release force for ease of operation and faster service



DBPS257
**DUAL PISTON
BRAKE PAD SPREADER**

- Compresses dual brake pistons simultaneously
- Makes dual piston pad replacement a simple job



BHS2
**2-PC. BRAKE CALIPER
HANGER SET**

- Hold brake calipers out of your way during brake, bearing, or suspension work
- Make the jobs easier and faster, and reduce possible brake hose damage



L29350
**4-PC. COMBINATION
DISC BRAKE TOOL**

- Designed to work on single piston disc brake calipers that require the piston to be rotated back into the caliper, as well as pistons that are not rotated
- Shaft may be rotated both directions depending on the vehicle application
- Turn with 9/16" wrench or socket



L29100
QUICK QUAD PAD SPREADER

- Spread brake pads and compress disc brake pistons for pad replacement on single, double, and quad piston calipers
- Simultaneously compress all four pistons on quad piston applications
- Can be used while caliper is on the vehicle or hanging free
- Makes brake pad replacement a quick and easy job



BPS243
SPEEDY BRAKE PAD SPREADER

- Fast acting plunger compresses disc brake pistons in seconds
- Makes brake pad replacement an easy job



BRAKE PAD TOOLS

PAD SPREADERS



75780470 **7/16" AUTOMATIC SLACK ADJUSTER WRENCH**

- Brake adjustment on heavy-duty trucks equipped with Haldex slack adjusters
- Extra long handle provides comfort while overcoming the anti-reverse mechanism [22-25 Ft./lbs.]



85690470 **9/16" AUTOMATIC SLACK ADJUSTER WRENCH**

- For brake service and slack adjuster installation on heavy-duty trucks equipped with Bendix®
- Extra deep hex allows reach to recessed adjusters



46510470 **AUTOMATIC SLACK ADJUSTER RELEASE TOOL AND WRENCH**

- For use with automatic slack adjusters
- Fork-end tool to release the tensioner button, and a 5/16" double square offset reversible wrench with E-Z Grip handle
- Releases the anti-reverse mechanism without prying
- Apply more turning power with less fatigue to the hand



BBWS3 **3-PC. BRAKE BLEEDER WRENCH SET - 6-PT.**

- Offset design enables fastening and loosening brake bleeder valves in confined areas
- Extra thickness on wrench wall enhances coverage on bleeder valves, preventing undesired brake-off on rusty bleeder screw
- Double ended with sizes in metrics and inches for most common vehicles



BCTBT **BRAKE CALIPER TURN-IN TOOL**

- Designed to rotate brake pistons back into the caliper on vehicles with self adjusting parking brakes
- Adjustable 2 and 3-pin configuration
- Fits on a standard 1/4" drive and works on both right and left-hand pistons
- Works on most domestic and import vehicles that have self-adjusting parking brakes

Images are the 2 sides of the same tool



DBS335 **DISC BRAKE PISTON TOOL**

- Six adapters on one tool
- American and foreign car applications
- Not for use with air impact tools



**DBC18C
BRAKE CALIPER SET**

- Assists in the replacement of brake pads
- Includes adapters for a wide variety of vehicles for most domestic and import models
- Blow-molded case



**BCS700
7-PC. DISC BRAKE CALIPER SET**

- Ideal for most brake applications
- S2 Industrial Strength Bits


INCLUDES:

Hex Sizes 1/4", 5/16", 3/8",
8mm Plus T40, T45, and T50
[1] Blow-Molded Case



**DBC2500MA
DISC BRAKE CALIPER TOOL SET**

- Rotates pistons into calipers
- Includes adapters for a wide variety of vehicles for most domestic and import models



BRAKE BLEEDERS

BLEEDER TOOLS



BBH599 ONE MAN BRAKE BLEEDER HOSE

- Removes air from brake system one wheel at a time and eliminates the need for an assistant to help do the job
- Hose easily attaches to bleeder screw, which holds hose in place and prevents leaking
- Check-valve on end of hose prevents air from entering brake system when pumping brake pedal
- Product dimensions: 7-13/16" x 3-1/8" x 1-5/8"



BB2000 BRAKE BLEEDER/EVAC

- Variable thumb throttle holds desired flow rate
- Swivel air inlet for flexibility of movement
- Auto shutoff valve prevents overfilling
- Bleeds up to two quarts per minute

INCLUDES:

- (1) Fluid Evacuation Wand for Draining Fluid Reservoirs, Adapters
- (1) Brake Fluid Refill Kit
- (1) Hook for Hanging Bleeder



BB2010RK CLAMP-ON AUTO REFILL KIT

- Large 40 oz. (1.2L) capacity reservoir holds enough fluid for multiple brake jobs
- Adapters for standard 12 oz. (355 ml) and 32 oz. (946 ml) brake fluid bottles
- Large stable base clamps securely to the master cylinder
- Universal design fits virtually all types of master cylinders
- Automatically maintains the level of new brake fluid in the master cylinder while vacuum bleeding brake and hydraulic clutch systems



PBT70852 800ML VACUUM BRAKE BLEEDER KIT

- Uses compressed air to generate deep vacuum to bleed old fluid and air from hydraulic brake systems
- Reduces repair times increasing productivity and profit
- Built-in safety valves to prevent accidental fluid spray and spillage
- Internal shut off valve closes when not in use to prevent fluid spills when stored
- Clear drain hose provides visible inspection of old fluid during bleeding
- Vacuum: 23 InHg at 100 psi
- Fitting: 1/4 BSP (not included)



THX803X UNIVERSAL MASTER CYLINDER BLEEDER KIT

- Fits domestic or metric master cylinder threaded fittings
- Aluminum fittings tightly seal both ISO and inverted flair master cylinder ports



MV6842MAC PRESSURE BLEED SYSTEM

- Forces new brake fluid down through the master cylinder while air and old fluid are expelled through the bleed screw
- Pressure gauge and pressure relief valve on the dispenser allow control of the system pressure
- Pressurized reservoir allows hands-free movement to the bleed screws
- Includes used fluid pressure bleed reservoir

INCLUDES:

- (1) Fluid Dispenser
- (7) Master Cylinder Adapters





BDT69SA
**NATURAL RUBBER ROTOR
SILENCER BAND AMMCO®**

- Natural rubber and lead weights
- 31" Long
- For ventilated rotors



BDT68SA
**NEOPRENE SILENCER
BAND AMMCO®-TYPE**

- Adjustable silencer band made of neoprene



DP1
FLUID SYRINGE

- Manual-operation design transfer pump
- Viton seal is suitable for diesel, AdBlue, and low-corrosive fluid
- Transparent composite syringe body is scaled for tracking fluid levels transferred



FS200CC
200CC FLUID SYRINGE

- Transparent to see fluid
- Suitable for fluid suction and supply
- Composite plastic resists automotive liquids including brake fluid




BHC96420
2-PK. BRAKE HOSE CLAMP

- Chrome-plated steel construction
- Clamps off hoses without damage



RMFH120Z25
**FLEX HONE FOR ROTORS
MEDIUM 120-GRIT**

- Non-directional pattern
- Removes the cut, torn, and folded fragments from the surface



BDT407-10SA
**10-PK. POSITIVE RAKE
CARBIDE BITS FMC 90487**

- Triangular carbide insert has three cutting edges by rotating the insert



BDT062-10SA
**10-PK. NEGATIVE RAKE
CARBIDE BITS
AMMCO® 6914-10**

- Triangular carbide insert has three cutting edges by rotating the insert

Ammco® is a registered trademark of Ammco® Tools, Inc.



SECTION

19

STEERING AND SUSPENSION



SUB-CATEGORIES:

806

BALL JOINT TOOLS

816

ALIGNMENT TOOLS

808

TIE ROD TOOLS

820

STEERING TOOLS

814

SPECIALTY TOOLS

821

GREASE GUN TOOLS

BALL JOINT TOOLS

REMOVERS AND INSTALLERS



OT6529 **CAR BALL JOINT** **SERVICE MASTER KIT**

- Removes and installs pressed-in ball joints
- Complete master set with over 50 adapters
- Covers domestic and import vehicles
- Manuals cover vehicles through 2008
- Comprehensive Application Guide with diagrams and instructions
- Upgrade kits available



GREAT TO WORK WITH™



BJ530 **BALL JOINT SUPER SET**

- Allows for the removal and installation of press-fit ball joints on many GM® and Ford® light-duty trucks, vans, and SUVs through 2003; Dodge® light trucks through 1998; Dodge® vans, Durango, and Dakota through 2003; and Honda® Accord, Civic, del Sol, and Prelude through 2001



BJ031 **CHRYSLER®/JEEP® 4X4** **BALL JOINT SERVICE SET**

- A complete set of adapters and special large C-frame to remove and install ball joints on most Chrysler®/Dodge® light-duty trucks, 1999-2006 and Jeep® Cherokee, Grand Cherokee, Wrangler, and Liberty vehicles, 1997-2006
- Large C-frame, 19 adapters, and replaceable forcing screw tip to allow the use of the adapters in the BJ530 kit to be used for other applications



BJ7025MA **BALL JOINT/U-JOINT PRESS**

- Removes and installs pressed-in ball joints and U-joints

INCLUDES:

- (1) Receiver Tube: 3" O.D. x 2-3/4" I.D.
- (1) Receiver Tube: 2-1/2" O.D. x 2-1/4" I.D.
- (1) Receiver Tube: 2" O.D. x 1-3/4" I.D.
- (1) C-Frame
- (2) Adapter Plates
- (1) Blow-Molded Case



SC103 **BALL JOINT COLLAR SOCKET**

- Special socket designed for easy removal and replacement of ball joint collars
- Use on most Chevrolet®, Ford®, and Dodge® trucks
- Drive size: 1/2" square



BJ7025-7704 **4WD BALL JOINT** **PRESS ADAPTER SET**

- Use with the BJ7025MA ball joint press
- Works on 1967 to 1994 1/2- and 3/4-ton 4WD vehicles with Dana 44 front axles
- Dana 44 front axles are found on Ford®, GM®, Dodge®, IHC, and Jeep® 4WD vehicles



STEERING + SUSPENSION

TIE ROD TOOLS




UJP904 **AUTOMOTIVE U-JOINT PULLER**

- For disassembling seized U-joints in minutes on many cars, light-duty trucks and farm machinery
- Eliminates vise-and-socket or hammering methods
- Reduces risk of damage to the driveshaft, yokes, joints or bearing cups
- For U-joints with bearing cups 1" to 1.25" outside diameter



UJP907 **INTERMEDIATE U-JOINT PULLER**

- Heavy-duty solution for disassembling U-joints, including many which are seized and stubborn, in minutes on many Class 7 and 8 trucks and machinery
- Engineered for use with up to a 1" impact tool
- Alternative to vice and socket, or hammering removal methods
- Helps to prevent damage to the driveshaft, yokes, joints, or bearing cups
- One-piece unit without bolts, cables, or assembly required



29910TRTS **SMALL UNIVERSAL TIE ROD TOOL**

- Quickly removes and installs tie rod ends with a 1/2" or 27mm wrench
- Specially designed with three rolling cams to tightly grip tie rod ends
- Accommodates 28mm - 35mm tie rod ends, for smaller European and Asian vehicles



29910TRTL **LARGE UNIVERSAL TIE ROD TOOL**

- Quickly removes and installs tie rod ends with a 1/2" or 27mm wrench
- Specially designed with three rolling cams to tightly grip tie rod ends
- Accommodates 35mm - 45mm tie rod ends, for larger European vehicles



FE6295A
FRONT END SERVICE TOOL SET

- Ideal for servicing of ball joints, pitman arms, and tie rods on most vehicles

INCLUDES:

- [1] Universal Tie Rod Remover
- [1] Ball Joint Separator
- [1] Outer Tie Rod Remover
- [1] Pitman Arm Puller
- [1] Pitman Arm/Tie Rod End Puller



AT225
TIRE ROD END SOCKET

- Universal application
- Designed to facilitate remove of tie rod ends
- After separating the tie rod end from steering knuckle, slip tool over tie rod end and remove
- To install, slip tool over the tie rod end and thread onto tie rod shaft
- **WARNING:** Always wear safety eyewear when using this product



ITR48260
MASTER INNER TIE ROD TOOL KIT

- Fits many applications on cars and light trucks
- Crow'sfeet sizes: 29mm, 1-3/16", 1-1/4", 32.5mm, 1-5/16", 33.6mm, 1-3/8", 1-7/16", and 1-1/2"



ITR946
INNER TIE ROD REMOVAL TOOL

- Turns smooth tie rods easily
- Simply slide tool over the end and tighten collar to allow access with an extension
- Can remove inner tie rod without removing the outer tie rod
- No more bulky tool to store
- Inexpensive and effective way to turn these smooth tie rod ends



SCH11880
HEAVY-DUTY PITMAN ARM POPPER

- Fits into confined spaces
- Efficiently remove large Pitman arms on 2- and 4-wheel-drive 3/4 to 1 ton Ford®, Dodge® and Chevrolet® pickup trucks
- Designed to require less torque and space than some other designs on the market, saving you time
- Constructed of heavy-duty, forged chromoly steel for multiple applications

STEERING + SUSPENSION

PITMAN ARM AND HUB PULLER



PA301 PITMAN ARM PULLER SET

- Two conical style pullers work on most compact, mid-size, and full-size cars, and many light-duty trucks
- Convenient storage solution


A special puller designed to remove the pitman arm on the following light-duty trucks without removing the steering box from the vehicle

PRODUCT #	DESCRIPTION	APPLICATIONS	SIZE	SET
PA301	Pitman Arm Puller Set			
PA6496	Pitman Arm Puller	Domestic SUVs and Light-Duty Trucks	-	•
OTC8149	Conical Pitman Arm Puller	Compact and Intermediate Cars	3/4"-16 x 4-3/4" Forcing Screw	•
MACPA150	Conical Pitman Arm Puller	Domestic Cars and Light-Duty Trucks	3/4"-16 x 4-3/4" Forcing Screw	•

MACPA150 CONICAL PITMAN ARM PULLER

- Designed to fit Pitman arms on domestic cars and light-duty trucks
- Conical design fits securely on Pitman arm
- 3/4-16 x 4-3/4" Forcing screw provides enough power to remove stubborn Pitman arms





LP68800
LOW-PROFILE PITMAN ARM REMOVER

- Fits in the confined spaces found on many GM® 1988-2000 C/K chassis trucks and SUVs, as well as 2001 to present trucks and SUVs with a steering gear box
- Forged chromoly steel construction for maximum strength in a compact design
- Eliminates the need to remove the steering box on some vehicles during Pitman arm replacement



PP642A
PITMAN ARM PULLER

- Designed to handle the toughest pitman arm pulling jobs
- Two-clamp bolts lock jaws to pitman arm for positive grip leaving hands free for pulling



PA846B
PITMAN ARM PULLER

- Universal puller eliminates need to use several types of pullers
- Forged of high-grade, heat-treated steel
- Heavy-duty center screw removes the most stubborn pitman arms



PP643A
PITMAN ARM PULLER

- For passenger cars and light trucks up to 3/4-ton capacity




STEERING + SUSPENSION

HOSE CLAMP PLIERS



LR1000 LONG REACH HOSE CLAMP PLIERS

- Special waffle-shaped design efficiently grips hose clamps without slipping
- Long and slim pliers 13" (330mm) can reach deep spaces in engine compartment easily
- Large round jaws allow for access to clamps from multiple angles
- Pliers can reach confined spaces easily, and work from various directions with few limitations



HCP650A REMOTE-ACCESS HOSE CLAMP PLIERS

- Locking feature frees hand
- Extra long reach for removal and installation of hard-to-reach hose clamps
- Fits hose clamps from 11/16" to 2-1/2" (18mm to 54mm)
- Precision-machined clamp at the end reaches where other pliers can't



HCPR1 REMOTE ACCESS HOSE CLAMP PLIERS

- Unique jaw design fits all typical automotive clamps up to 2" (50mm)
- Ratchet lock with slide guide Bi-material grips with cable snap feature extra-heavy duty 5/64" (2mm) cable
- Hose Clamp Pliers with flexible cable for remote access
- Works on the widest range of hose clamps



KC18A HOSE CLAMP PLIERS

- For applying and removing spring clamps
- Recess in jaws grips spring
- Eliminates slip or twist



HC16200 3-PC. MOBEA HOSE CLAMP LOCK TOOL SET

- Designed to help technicians save time when removing and servicing engine hoses that are fastened with spring style clamps
- There are three sizes of clamp locks included in this kit, covering the range of hose clamps used on most engines
- No need to either unload a clamp, which can be difficult to reload, or leave pliers locked in place for the duration of the job
- Allow technicians to keep the clamp loaded, freeing up pliers for the next clamp

PHR950
2-PC. WIDE TIP LONG REACH
HOSE REMOVER SET

- Long length ideal for removing hoses from hard-to-reach fittings and clamps
- Wide, smooth tip design helps prevent punctures
- Straight remover designed to push hoses off
- Curve of the hook remover is ideal for pulling hoses off

PHR900
2-PC. WIDE TIP
HOSE REMOVER SET

- Removes rubber hoses from fittings and clamps
- Wide, smooth tip design helps prevent punctures
- Short remover designed to push hoses off
- Curve of the long remover is ideal for pulling hoses off

7-PC. MAC-GRIP™
RADIATOR PICK SETS - HI-VIS

- Specifically-designed for ease of access into tight or unique spaces, providing leverage in close quarters, positioning or retrieval of parts and easily maneuver around obstacles that otherwise would be troublesome

PRODUCT #	DESCRIPTION	BAR LENGTH IN. / MM	OVERALL LENGTH IN. / MM	SET		
PSR7DR	7-PC. Mac-Grip™ Radiator Pick Set - Hi-Vis - Red					
PSR7DG	7-PC. Mac-Grip™ Radiator Pick Set - Hi-Vis - Green					
PSR7DO	7-PC. Mac-Grip™ Radiator Pick Set - Hi-Vis - Orange					
RADP1D(R,G,O)	Mac-Grip™ Hose And Clamp Pick - Hi-Vis	6" / 152	10-3/4" / 273	•	•	•
RADP2D(R,G,O)	Mac-Grip™ Hose Puller - Hi-Vis	6" / 152	10-3/4" / 273	•	•	•
RADP3D(R,G,O)	Mac-Grip™ Offset Hose Pick - Hi-Vis	6" / 152	10-3/4" / 273	•	•	•
RADP4D(R,G,O)	Mac-Grip™ Long Reverse Offset Hose Pick - Hi-Vis	10" / 254	14-3/4" / 375	•	•	•
RADP5D(R,G,O)	Mac-Grip™ Long Bent Offset Hose Pick - Hi-Vis	10" / 254	14-3/4" / 375	•	•	•
RADP6D(R,G,O)	Mac-Grip™ Long Offset Hose Pick - Hi-Vis	10" / 254	14-3/4" / 375	•	•	•
SWL70D(R,G,O)	Mac-Grip™ 90° Hook And Pick - Hi-Vis	5" / 127	9-3/4" / 248	•	•	•

PSR7DR




SPECIALTY TOOLS

ALIGNMENT TOOLS

HG6575 HUB GRAPPLER®

- Complete solution for servicing wheel hubs and bearings on the vehicle without removing the steering components or knuckle, eliminating unnecessary alignments or the use of a shop press, cutting service time dramatically
- Specifically designed to apply maximum force with minimal effort from an impact gun
- Sized to properly fit hub applications and can be quickly located on the puller bar without the use of fasteners
- 3/4" Custom drive screw coupled with the special equalizer washer provides smooth operation while the proprietary heat-treating extends its life 5-10 times longer than similar designs
- Six adapters increase application coverage
- Includes tie rod/ball joint tool and two Ford® axle installers



HT90200 MASTER SPRING COMPRESSOR SET

- Master strut tool and the coil spring compressor
- Built-in safety pins
- 2-in-1 Tool

INCLUDES:

- (1) Spring Gauge
- (1) ACME Threaded Rod



RLT2800 RATCHETING LOCKOUT TOOL

- Small end fits Ford® '86 and newer light trucks with Dana 44 front axle
- Large end fits '85 and newer Ford® F150-F350 trucks with Dana 80 full floating rear axle
- Use with 1/2" extension in conjunction with torque wrench

Not for impact use.

814

MAC
TOOLS



WARNING: Cancer and Reproductive Harm - p65warnings.ca.gov
For more info click-on MACTOOLS.COM/PROP65

Hub Grappler® is a trademark of SPX Corporation


GREAT TO WORK WITH™

SWP800B MASTER STEERING WHEEL SERVICE SET

- Covers all lock plates and steering columns, regardless of tilt, telescoping, with or without air bag for almost every car, pickup, and SUV



PRODUCT #	DESCRIPTION	SET
SWP800B	Master Steering Wheel Service Set	
SWP800B-1	4-Way Cross Block	•
SWP800B-2	5/16-18" Hex Range Screw	•
SWP800B-3	3/8-16" Hex Range Screw	•
SWP800B-4	M8-1.5 Hex Range Screw	•
SWP800B-5	5/16-24" Hex Range Screw	•
SWP800B-6	1/4-28" Hex Range Screw	•
SWP800B-7	Collar	•
SWP800B-8	Forcing Screw	•
SWP800B-9	Square Head Screw	•
SWP800B-10	Puller Leg	•
SWP800B-11	M14-1.5 Screw and Nut Washer	•
SWP800B-12	9/16-18" Forcing Screw	•
SWP800B-13	Pivot Pin Remover	•
SWP800B-14	Compressor Large	•
SWP800B-15	Compressor Medium	•
SWP800B-16	Compressor Small	•
SWP800A-12	Screw for Telescopic Columns	•



SWP80A STEERING WHEEL PULLER SET

- Removes steering wheels on most domestic or imported vehicles, with or without telescoping steering columns
- Five pairs of cap screws are included to fit a variety of requirements



L39300 FRONT HUB/ KNUCKLE REMOVER

- Separates the frozen hub assembly from the steering knuckle on Dodge® and GM® pickups, Cadillac®, Jeep®, and other applications
- Contact is on the bolt flange, so the head of the retaining bolt is not destroyed
- Drives against loosened retaining bolts to separate assembly
- Prevents damage to the knuckle and complete hub assembly



ALIGNMENT TOOLS

TIE ROD AND ADJUSTMENT TOOLS

L29090

2-PC. TRUCK ANCHOR PIN BUSHING DRIVER KIT

- Includes an 11-1/2" long driver that allows bushings to be driven straight without removing the hub assembly
- Double-sided cone snaps onto driver to drive out and install bushings
- Use flanged end to install and tapered end to remove
- Removes truck leaf spring bushings



TR899

MULTI-PURPOSE RACK WRENCH

- Services hex drive rack ends and round rack ends with either two or no flats
- Suits multiple rack ends and sizes
- Use on vehicles with limited access to avoid need to remove rack assembly
- Prevents damage to rack components
- Clamp force increases as load is applied




PST22AB

POWER STEERING TESTER WITH BOX

INCLUDES:

- (1) 2,000 Lbs. Gauge, 2.54" (68mm) Diameter
- (1) Metering Valve
- (1) 12" (304.8mm) Connection Hose
- (13) Adapters
- (1) Power Steering Pressure Specifications





TR7023
TIE-ROD ADJUSTING WRENCH

- Permits 360° sleeve rotation
- Four-position feature for locating the tool for proper sleeve grip
- Services older models of compact and standard cars and light trucks



**ALIGNMENT/HEAVY-DUTY
BOX WRENCHES**

PRODUCT #	OVERALL LENGTH IN. / MM	POINT SIZE	SIZE
S67P	19" / 486.2	12	3/4" Offset
S77P	20" / 508	12	15/16" Offset



PARP9
LOCKING PARROT PLIERS - 9"

- Unique shaped jaws allow pliers to grasp a multitude of objects, regardless of shape
- Ideal for standard fasteners, suspension components, tie rods, and rounded off bolts



TR6275A
TIE ROD/PITMAN ARM ADJUSTING TOOL SET


- For compact or full size cars and light trucks
- Permits 360° rotation of adjusting sleeve
- Leverage easily applied by 1/2" ratchet or breaker bar

PRODUCT #	DESCRIPTION	SLEEVE DIAMETER	APPLICATION	SET
TR6275A	Tie Rod / Pitman Arm Adjusting Tool Set			
FT-86A	Tie Rod/Pitman Arm Adjusting Tool	3/4"	Compact Cars	•
FT-86B	Tie Rod/Pitman Arm Adjusting Tool	7/8"	Full Size Cars	•
FT-86C	Tie Rod/Pitman Arm Adjusting Tool	1-1/8"	Light Trucks	•
FT-86D	Tie Rod/Pitman Arm Adjusting Tool	1-7/16"	Ford® 3/4-Ton	•
FT-86E	Tie Rod/Pitman Arm Adjusting Tool	1-13/16"	Ford® 3/4-Ton and 1-Ton Trucks	•




ALIGNMENT TOOLS

STRUT AND SPRING COMPRESSORS



CC622B COIL SPRING COMPRESSOR

- Features ACME threads on central rod
- Central rod allows fast compression and single turning action
- Tool fits inside spring to compress
- Operates with wrench, hand, or air ratchet



MS629A MACPHERSON STRUT SPRING COMPRESSOR

- Center screw uses ACME threads for strength and ease of operation



MST905 MACPHERSON STRUT SPRING HOOK COMPRESSOR

- Wide coil contact design and special detent latch
- Heat-treated alloy thrust screw with forged hooks



MS7560 CLAMSHELL STRUT SPRING COMPRESSOR

- Fits a wide range of struts and no special adapter shoes are needed
- Tool compresses springs of 4" to 9" O.D. with wire diameters of 7/16" to 1 1/16"
- Can be driven by an impact wrench



PFK4150A 5-PC. STEPPED PICKLE FORK KIT

- Ideal kit for separating ball joints, steering dampeners, tie rods, Pitman arms, and other heavy-duty chassis and suspensions
- Stepped fork design greatly reduces bounce back during heavy use
- Complete set includes three stepped forks and two handles; one for hammering and one for use in an air hammer (.401" shank)
- Heavy-duty steel alloy forks withstand abuse and can be sharpened over the life of the tool

**L41440****5-PC. STEPPED PICKLE FORK KIT**

- Step design on forks keeps the tool from bouncing back when separating ball joints, steering dampeners, tie rods, Pitman arms, and other applications
- Includes five forks, sizes 11/16" to 1-5/8", and two handles
- Forks are threaded to interchange with either handle: one handle for hammering, one for use with an air hammer (.401" shank)
- Forks are heavy-duty forgings and handles are heat-treated alloy steel

**L41220****8-PC. THICK PICKLE FORK SET**

- The 20% thicker fork design provides extra lift when replacing worn out ball joints, pitman arms, pickup track bars and other applications
- The set includes five forks: 11/16", 15/16", 1-1/8", 1-7/16" and 1-5/8"
- The forks are threaded to interchange with either the handle for hammering or the pneumatic driver (.401 Shank) and a 6-1/4" extension that works with either handle to provide extra reach
- The forks are heavy-duty forgings and the handles are heat-treated alloy steel



STEERING TOOLS

STEERING PULLERS



PSPKITA **POWER STEERING PUMP PULLEY REMOVE AND INSTALL SET**

- Remove and install a wide range of pulleys on Ford®, GM®, VW®, and Chrysler® vehicles with Saginaw, Thompson, and Ford® C111 and C2 power steering
- Includes adapters and spacers to install pulleys exactly to the right depth, from old Chrysler® alternators, to the latest models in all brands

GJ100 **GREASE JOINT REJUVENATOR**

- Opens clogged grease joints and fittings
- Cleans and replenishes old and dirty grease fittings
- Loosens dried grease in joints
- Cleans ways and stays in milling machines and lathes
- Lubricates bearings on farm equipment and unclogs: bearings, control arms, joints, king pins, piston arms, packaging, shaft, and bushing



GGC05031 **1/8" GREASE GUN COUPLER WITH BALL CHECK**

- Zinc-plated 1/8" female pipe thread
- Overall Length: 1-3/8" / 34.9mm



GGA890 **NARROW NEEDLE-NOSE DISPENSER**

- Hardened steel tip and 1-1/2" length
- Dispenses a fine line of grease to hard-to-reach areas
- Excellent for 4-wheel drive pickup CV universal joints



PP705A **POWER STEERING PUMP PULLEY REPLACER**

- Combination of tools needed to remove and install a wide range of power steering pulleys on Ford®, GM®, VW®, and Chrysler® vehicles with Saginaw, Thompson, and Ford® C111 and C2 power steering
- Includes adapters and spacers to install pulleys exactly to the right depth, from old Chrysler® alternators to the latest models



PS681A **POWER STEERING ALTERNATOR PULLEY PULLER/INSTALLER**

- Reversible 2-in-1 tool removes and installs press-fit alternator and power steering pump pulleys
- Also removes and installs other press-fit pulleys with a hub diameter of 1-1/8" [28mm], 1-1/4" [32mm], 1-5/16" [34mm], or 1-3/8" [35mm]



SA670 **3-PC. POWER STEERING RESERVOIR ADAPTER KIT**

- Helps eliminate trapped air following repairs or fluid changes
- Adapters form an airtight seal in the neck of a vehicle's power steering pump
- Used in conjunction with a hand vacuum pump; vacuum prevents foam from forming at the surface and air from reentering the system





GG33HD
HEAVY-DUTY PISTOL-GRIP
GREASE GUN

- 16-oz. Bulk fill - 14-oz. Standard cartridge
- 3-Way filling (bulk, cartridge, filler pump)
- Heavy-duty flexible 18" nylon hose and 6" metal spout for easy use
- Heavy-duty 1.7mm thick seamless barrel to avoid dents
- Aluminum head reduces the weight for easier use



GG43HD
HEAVY-DUTY LEVER
GREASE GUN

- 16-oz. Bulk fill - 14-oz. Cartridge
- 3-Way filling (bulk, cartridge, filler pump)
- Heavy-duty 1.7mm thick seamless barrel with textured finish
- ACME threads machined in barrel for better seal
- Aluminum head reduces the weight for easier use
- Cushioned lever for comfort
- Heavy-duty T-handle with finger grooves for easy use

INCLUDES:

- [1] Heavy-Duty Flexible 12" Nylon Hose
- [1] 6" Metal Spout



GGA8B
8-PC. GREASE ADAPTER SET

- All adapters utilize quick couplers
- Blow-molded case

PRODUCT #	DESCRIPTION	SET
GGA8B	8-PC. Grease Adapter Set	
GGA810	Hypodermic Needle Coupler	•
GGA820	Seal-Off Dispenser	•
GGA830	Narrow Needle-Nose Dispenser	•
GGA840	3" Straight Needlepoint Coupler	•
GGA850	Needlepoint Coupler Right Angle	•
GGA860	Right Angle Tight Tolerance Coupler	•
GGA870	Grease Coupler	•
GGA880	16" Rubber Grease Hose with Spring Guard and 4-Jaw Coupler	•



GG53HD
HEAVY-DUTY SINGLE
SHOT AIR GREASE GUN

- Heavy-duty composite body
- Comfortable cushion-grip
- 3-Way loading (bulk, 14-oz. cartridge, filler pump)
- Bleeder valve for purging unwanted air
- 2 ml Output per stroke
- 3600 psi Output pressure
- 40:1 Ratio



GG63HD
CONTINUOUS
SHOT AIR GREASE GUN

- Heavy-duty cast aluminum body for durability and long life
- Cushion-grip for comfort
- 3-Way loading (Bulk, 14-oz. cartridge, or filler pump)
- 288 ml/min of Output per stroke
- 3600 psi Output pressure
- 40:1 Ratio



GS19HD
HEAVY-DUTY SUCTION GUN

- Heavy-duty 1.7mm thick seamless barrel with textured finish
- 12" Clear flexible tube
- Heavy-duty T-handle with finger grooves for easy use
- Capacity: 16-oz.





GREAT TO WORK WITH™

SECTION

20

MASTER SETS





MASTER SETS

MASTER SET 1



MTS100AS

268-PC. MASTER SET 1

Includes tools that are required to complete most basic repairs. Recommended set for new technicians in the industry.

INCLUDES:

- 1/4", 3/8", and 1/2" Drive Selection of SAE and Metric Shallow and Deep Socket Sets
- Selection of Screwdrivers, Hammers, Punches, Chisels, Wrenches, Pliers, and Much More

**Contents are subject to change*

PRODUCT #	DESCRIPTION
33-212	Stanley® Powerlock® Metal Case Tape Rule
AW3SETA	3-PC. Precision Adjustable Wrench Set
BH16AV	AntiVibe® Ball Peen Hammer
CH24DFB	Compo-Cast® Soft Face/Brass Head Hammer
PBS3CR	3-PC. Curved Pry Bar Set 12", 15", and 31"
DH193AV	3-Lbs. AntiVibe® Drilling Hammer
DT150-38CV	Digital Tire Gauge with Straight Chuck
FCND1B	Heavyweight Fender Cover
FL431A	Rechargeable Pro LED Flashlight
PS5SCST	5-PC. C.S.T. Small Pliers Set
HS30-I	Compact Hacksaw
HSB1224A-I	Hacksaw Blade
LP4SET	4-PC. Locking Pliers Set
M1EK	Knurled Extension
M3U	Universal Adapter
M4EK	Knurled Extension
M6EK	Knurled Extension
MR5K	1/4" Drive 5" Ratchet
P11LRDCA	30° Offset Diagonal Cutter
PC12PTSS	12-PC. Punch and Chisel Set with Gauge in Kit Bag
RM32A	Rubber Mallet
SDB12DR-S	12-PC. Mac-Grip™ Combination Red Screwdriver Set Soft Grip
SHKS13C	13-PC. SAE Speed Hex Key Set with Case
SHKSM9C	9-PC. Metric Speed Hex Key Set with Case

PRODUCT #	DESCRIPTION
SID138A	13-PC. Impact Driver Set
SM106TR	10-PC. 1/4" Drive SAE Socket Set - 6-PT.
SMD82TR	8-PC. 1/4" Drive SAE Deep Socket Set - 12-PT.
SMDM102TR	10-PC. 1/4" Drive Metric Deep Socket Set - 12-PT.
SMM126BRPT	12-PC. 1/4" Drive Metric Non-slip Socket Set - 6-PT.
SRW0212PTB	12-PC. SAE Reversible Ratcheting Wrench Set - 12-PT.
SRWM0212PTB	12-PC. Metric Reversible Ratcheting Wrench Set - 12-PT.
SS4A	4-PC. Comfort-Grip™ Utility Tool Set
ST13B	13-PC. Torx® Driver Set
SV156TR	15-PC. 1/2" Drive SAE Socket Set - 6-PT.
SVM106BRPT	10-PC. 1/2" Drive Metric Standard Socket Set - 6-PT.
SK122TR	12-PC. 3/8" Drive SAE Standard Socket Set in Metal Tray - 12-PT.
SXD126BRPT	12-PC. 3/8" Drive SAE Deep Socket Set - 6-PT.
SXDM146BRPT	14-PC. 3/8" Drive Metric Deep Socket Set - 6-PT.
SXEK5PT	5-PC. Knurled Extension Set in Plastic Tray
SXM142TR	14-PC. 3/8" Drive Metric Standard Socket Set - 12-PT.
TCT15E	Multi-Purpose Electrical Cutter/Stripper
TDG479	Tire Tread Depth Gauge
TG400	Locking Straight-On Chuck
VR17K	1/2" Drive Knurled Pear Head Ratchet - 17"
VT43P	Tire Valve Core Tool
X3U	Universal Joint
XR1390LFPA	3/8" Drive AXIS™ Locking Flex-Head Ratchet - 13"
XR990APA	3/8" Drive 9" Ratchet

Torx® is a trademark of Acument Intellectual Properties, LLC





MASTER SETS

MASTER SET 2



MTS200AS

418-PC. MASTER SET 2

Includes a wider selection of sizes, styles, specialized hand tools, and basic diagnostic tools to match a new technician's skill level.

INCLUDES:

- 1/4" and 3/8" Drive Ratchets, Extensions, and Socket Sets
- Specialized Socket Sets Such as Spark Plugs, Hex, and Torx®
- Scan Tool, Circuit Tester, and Torque Wrench
- 1/2" Drive Tools Like the Deep Chrome SAE and Metric Socket Sets, Extensions, and Ratchets
- Adds A Wider Selection of Screwdrivers, Hammers, Punches, Chisels, Wrenches, and Pliers

*Contents are subject to change

PRODUCT #	DESCRIPTION
BH08AV	AntiVibe® Ball Peen Hammer
CH15DS	Compo-Cast® Standard Dead-Blow Hammer
CH32DDS	32 oz. Compo-Cast® Double Diameter Hammer
DDC6027	Dual Graduation Dial Caliper 0-6"
ET111X	6/12V Circuit Tester
ET1505ANX	TaskConnect™ Trilingual OBD II, CAN, ABS, and Airbag Scan Tool
F187G8	C.S.T. Linesman's Pliers 8"
FD622	Flexible Spring Claw
FG002	25-Blade Universal Master Gauge
FL831	Flex Neck Flashlight
M10EK	Knurled Extension
M14EK	Knurled Extension
M24EK	Knurled Extension
M460G	Tongue and Groove Pliers
M6SA	1/4" Drive Spin Handle
MHT2	Super-Strength Magnetic Pick-Up Tool
MHTC2	Telescoping Inspection Mirror
MR6FK	1/4" Drive 6" Flex Ratchet
P22	8" 70° Bent Nose Pliers
P7WR	Pliers Wrench
PK1250	12-PC. Quarter-Turn Retaining Ring Pliers Set

PRODUCT #	DESCRIPTION
PSM4DR	4-PC. Mac-Grip™ Mini Pick Set
SAD6T	6-PC. Adapter Set
SBDR123SA	123-PC. Mac-Grip™ Ratcheting 1/4" Hex Bit Driver Set
SBPL3PT	3-PC. Brass Punch Set in Plastic Tray
SCB7PTKS	7-PC. SAE Combination Wrench Set - 12-PT.
SFCM7PT	7-PC. Metric Combination Flare Nut Open End Wrench Set - 6-PT.
SFC7PT	7-PC. SAE Combination Flare Nut Open End Wrench Set - 6-PT.
SHKT9PT	9-PC. SAE T-Handle Hex Key Set
SHKTM8PT	8-PC. Metric T-Handle Hex Key Set
SIF3	3-PC. Lady Foot Line-Up Bar Set
SMF4KB	4-PC. Macsimizer™ Mill File Set
SMHB10KS	10-PC. Metric Combination Wrench Set - 6-PT.
SMH17PT	17-PC. 1/4" Drive SAE and Metric Hex Driver Set
SND7F	7-PC. Mac-Grip™ SAE Nut Driver Set
SND9M	9-PC. Metric Hollow Nut Driver Set
SMXTL8B	8-PC. Long Torx® Driver Set
SMXVE11B	11-PC. Inverted Torx® Driver Set
SPK9-SET	9-PC. Multi-Length Spark Plug Socket Set
SRWF28PTB	8-PC. SAE Flexible Box End Ratcheting Wrench Set - 12-PT.

PRODUCT #	DESCRIPTION
SRWMF212PTB	12-PC. Metric Flexible Box End Ratcheting Wrench Set - 12-PT.
ST12HB	12-PC. 1/4" and 3/8" Drive Tamper-Proof Torx® Driver Set
STTP25B	25-PC. Torx® and Torx® Plus Driver Set
SVD126BRPT	12-PC. 1/2" Drive SAE Deep Socket Set - 6-PT.
SVDM106BRPT	10-PC. 1/2" Drive Metric Deep Socket Set - 6-PT.
SVE5PT	5-PC. Extension Set in Plastic Tray
SKA7PT	7-PC. 3/8" Drive SAE Hex Driver Set
SKALB7PT	7-PC. 3/8" Drive SAE Long Speed Hex Driver Set
SKMA7PT	7-PC. 3/8" Drive Metric Hex Driver Set
SKMALB8PT	8-PC. 3/8" Drive Metric Long Speed Hex Driver Set
SKMU106TRA	10-PC. 3/8" Drive Metric Universal Socket Set - 6-PT.
TWX100FC	Micrometer Adjustable Torque Wrench
V24SFK	1/2" Drive 24" Breaker Bar
VR1890FK	1/2" Drive 18" Flex Ratchet
X12SFA	3/8" Drive 12" Breaker Bar
XR12K	3/8" Drive 12" Knurl Ratchet

Torx® is a trademark of Acument Intellectual Properties, LLC





MASTER SETS

MASTER SET 3

MTS300AS

170-PC. MASTER SET 3

Along with the first two sets, the third set continues to increase the size and style selection along with torque and electrical diagnostic tools.

INCLUDES:

- 1/4" Drive Ratchets and A Chrome Universal Socket Set
- 3/8" Drive Ratchets, Extensions, and Specialized Socket Sets
- 1/2" Drive Hex Socket Set; Extra-Long Wrenches, Stubby Gear Wrenches, and Specialized Torx® T-Handle Wrenches
- Wider Selection of Screwdrivers (*Picks and Scraper Sets*), Hammers, Punches, Chisels, and Pliers (*Locking And Electrical Pliers*)
- Fuse Testers, A Soldering Torch, and A Wider Selection of Torque Wrenches in Inch and Foot Pounds

*Contents are subject to change

PRODUCT #	DESCRIPTION
BH24AV	AntiVibe® Ball Peen Hammer
BRD129MA	Race Bearing and Seal Driver Set
BWS7B	7-PC. Ratcheting 1/4" Hex Bit Screwdriver Set
CH50DS	Compo-Cast® Standard Dead-Blow Hammer
ET302M	Fuse Buddy™ Mini Fuse
ET304B	Fuse Buddy™ ATC Blade Fuse
ET95910	3 x 10' Retractable Test Leads
M911G	9-1/2" Cable Cutters
MLP6SET	6-PC. Compact Locking Pliers Set
MR4C	1/4" Drive Mini Ratchet - 4"
MRR6FPA	1/4" Drive 6" Round Head Flex Ratchet with Comfort-Grip™
MRRSP	1/4" Drive Palm Control Spinner
MS3000	3-PC. Scraper Set
PCS1000K	12-PC. Chisel and Punch Set
PSL5DR	5-PC. Mac-Grip™ Long Pick Set
SCL11LKS	11-PC. SAE Extra Long Combination Wrench Set - 12-PT.
SCLLM102KS	10-PC. Metric Extra Long Combination Wrench Set - 12-PT.
SDL8CR	8-PC. Mac-Grip™ Long Combination Screwdriver Set
SDP4CR	4-PC. Mac-Grip™ Precision Combination Screwdriver Set
SHKTT7PT	7-PC. T-Handle Torx® Key Set

PRODUCT #	DESCRIPTION
SMF6A	6-PC. Comfort-Grip™ Mini Combination File Set
SMMU92TRA	9-PC. 1/4" Drive Metric Standard Universal Socket Set - 12-PT.
SMXUT11HB	11-PC. Universal Tamper-Proof Torx® Bit Driver Set
SP57HB	Dual-Head Seal Puller
SPB3PT	3-PC. Pry Bar Set in Plastic Tray
SRPS4	4-PC. Knipex Snap Ring Pliers Set
SRPP6KSS	6-PC. Roll Pin Punch Set in Kit Bag
E111105	7-PC. SAE Stubby Ratcheting Wrench Set - 12-PT.
E111104	7-PC. Metric Stubby Ratcheting Wrench Set - 12-PT.
ST150B	Super Torch Soldering Kit
SVHM10PT	10-PC. 1/2" Drive Metric Hex Driver Set
SXE6EKLTR	6-PC. 3/8" Drive Locking Extension Set
SXUE9B	9-PC. Universal Inverted Torx® Driver Set
TCT52E	Pro Cutter/Crimper/Stripper
TWM200A	1/4" Drive 30-200 in-lbs. Torque Wrench
TWV250FC	Micrometer Adjustable Torque Wrench
WSC665	Heavy-Duty Automatic Wire Crimper/Stripper
XR1390AFPAS	3/8" Drive AXIS™ Bent Locking Flex-Head Ratchet - 13"
XR1390LFK	3/8" Drive AXIS™ Locking Flex-Head Ratchet - 13"
XR5MK	3/8" Drive Mini Ratchet

Torx® is a trademark of Acument Intellectual Properties, LLC



MASTER SETS

MASTER SET 4

MTS400AS

204-PC. MASTER SET 4

Set four continues to build on the previous three sets and offers larger sockets and wrenches required for bigger jobs .

INCLUDES:

- 3/8" Drive Socket Sets in SAE and Metric Intermediated and Wobble Extensions
- 1/2" Drive Sockets to 1-9/16", in SAE and 30mm in Metric
- Wrenches With SAE and Metric Flare, Half Moon, and Large Adjustable Wrenches Up To 24"
- Screwdrivers Increase With The Addition of Mini, Tamper Proof, and Ratcheting
- Pliers, Hammers, Punches, Chisels, and Files

*Contents are subject to change

PRODUCT #	DESCRIPTION
AJ18B	18" Precision Adjustable Wrench
AJ24B	24" Precision Adjustable Wrench
BH32AV	AntiVibe® Ball Peen Hammer
CH24DFS	Compo-Cast® Soft Face/Steel Head Hammer
CL42R	1-5/16" Long Combination Wrench - 12-PT.
CL44R	1-3/8" Long Combination Wrench - 12-PT.
CL46R	1-7/16" Long Combination Wrench - 12-PT.
CL48R	1-1/2" Long Combination Wrench - 12-PT.
PB44CR	44" Capped End Pry Bar
CRS350	Seat Stool Combo
CR700N	18" Wide Creeper
DPL50KSS	5-PC. Long Tapered Drift Punch Set in Kit Bag
MB262KS	26mm Metric Combination Wrench - 12-PT.
MB272KS	27mm Metric Combination Wrench - 12-PT.
MB302KS	30mm Metric Combination Wrench - 12-PT.
MB322KS	32mm Metric Combination Wrench - 12-PT.
P20	7" High Leverage Diagonal Cutting Nipper
P210KN	10" Bent High Leverage Diagonal Cutter
PK6	6-PC. Cam-Lock Snap-Ring Pliers Set
PS4SJ	4-PC. Slip-Joint Pliers Set in Plastic Tray
SBE5B	5-PC. Torx® Box Wrench Set
SCH88PT	8-PC. 3/8" Drive SAE Flare Nut Crowfoot Wrench Set with Holder

PRODUCT #	DESCRIPTION
SCH8M10H	10-PC. 3/8" Drive Metric Flare Nut Crowfoot Wrench Set on Holder
SC011KS	8-PC. 3/8" Drive SAE Short Open End Crowfoot Wrench Set
SDB12CR	12-PC. Mac-Grip™ Combination Screwdriver Set
SDT6PT	6-PC. SAE Thin Open End Wrench Set
SDTM5PT	5-PC. Metric Thin Open End Wrench Set
SB0L6K	6-PC. SAE Long 60° Deep Offset Box End Wrench Set - 12-PT.
SB0DM52PTR	5-PC. Metric 60° Deep Offset Double Box End Wrench Set - 12-PT.
SMCOS10KS	10-PC. 3/8" Drive Metric Short Open End Crowfoot Wrench Set
SMRF4KB	4-PC. Macsimizer™ Round File Set
SP162	2-PC. 16" Gripper Needle-Nose Pliers Set
SR400	4-PC. Mini Snap Ring Pliers Set
SR4FA	4-PC. Fractional Stud Puller Set
SR4MA	4-PC. Metric Stud Puller Set
SD9TR	9-PC. Mac-Grip™ Torx Screwdriver Set
SDL7TPR	7-PC. Mac-Grip™ Tamper-Resistant Torx® Driver Set
SX146TR	14-PC. 3/8" Drive SAE Intermediate Socket Set in Metal Tray - 12-PT.
SXEW7PT	7-PC. Wobble Extension Set in Plastic Tray

PRODUCT #	DESCRIPTION
SXIM136TR	13-PC. 3/8" Drive Metric Intermediate Socket Set - 12-PT.
SXM186TR	18-PC. 3/8" Drive Metric Standard Socket Set - 6-PT.
V220MMR	1/2" Drive 20mm Socket - 12-PT.
V221MMR	1/2" Drive 21mm Socket - 12-PT.
V222MMR	1/2" Drive 22mm Socket - 12-PT.
V223MMR	1/2" Drive 23mm Socket - 12-PT.
V224MMR	1/2" Drive 24mm Socket - 12-PT.
V225MMR	1/2" Drive 25mm Socket - 12-PT.
V226MMR	1/2" Drive 26mm Socket - 12-PT.
V227MMR	1/2" Drive 27mm Socket - 12-PT.
V228MMR	1/2" Drive 28mm Socket - 12-PT.
V229MMR	1/2" Drive 29mm Socket - 12-PT.
V230MMR	1/2" Drive 30mm Socket - 12-PT.
V426R	1/2" Drive 1-5/16" Socket - 6-PT.
V446R	1/2" Drive 1-3/8" Socket - 6-PT.
V466R	1/2" Drive 1-7/16" Socket - 6-PT.
V486R	1/2" Drive 1-1/2" Socket - 6-PT.
V506R	1/2" Drive 1-9/16" Socket - 6-PT.

Torx® is a trademark of Acument Intellectual Properties, LLC

830



WARNING: Cancer and Reproductive Harm - p65warnings.ca.gov
For more info click-on MACTOOLS.COM/PROP65



MASTER SETS

MASTER SET 5



MTS500AS

189-PC. MASTER SET 5

- This set contains specialized tools used in the service and diagnosis of vehicles
- Set provides the fundamental specialized tools to service the following: radiator and coolant service; engine oil service diagnostics; ignition system diagnostics; fuel system service and diagnostics; brake system service
- In addition to service and diagnostic tools pullers, specialized Pliers, and tap and die sets are included

*Contents are subject to change

PRODUCT #	DESCRIPTION
305050SA	5-PC. Left-Hand Mechanic's Length Cobalt Drill Bit Set
AC70089A	2-PC. Tube Cutter Kit
BPKIT2	7-PC. Battery Kit
BPS243	Speedy Brake Pad Spreader
BT96152A	14-PC. Brake Tool Set
CT155A	Deluxe Compression Test Kit
DBPS257	Dual Piston Brake Pad Spreader
DCT414S1	Infrared Thermometer
EM710	Digital Multimeter with Backlit Display
ET76562	COP Quick Probe VS
FIP76462	Universal EFI Quick Probe
FIT1200MS	Fuel Injection Test Kit
FS242	Combination Flaring Tool Kit
HCP255S	2-PC. Hose Clamp Pliers Set
HCP554	Mini Hose Pinch-Off Tool
HCP555	Automatic Pinch-Off Pliers
MD4000	Master Disconnect Set

PRODUCT #	DESCRIPTION
OF5325A	Swivel Oil Filter Wrench
OF535A	Swivel Oil Filter Wrench
OF537A	Swivel Oil Filter Wrench
OFKIT5PC	5-PC. Oil Filter Cup Wrench Set
PB518B	5-Ton Bar-Type Puller/Bearing Separator Set
PS1190B	10-Way Slammer Hammer Kit
PSR7DR	7-PC. Macsimizer™ Radiator Hose Pick Set
PT730MB	Cooling System Pressure Tester
TP727B	Refractometer with Autotemp
SP3COB	3-PC. Cobra Pliers Set
STP600B	43-PC. Deluxe Master Bolt Grip Set
TD76COMBOS	76-PC. Tap and Die Set
TLL4400	Cordless LED Work Light
TPT460M	Transmission/Oil Pressure Test Kit
TRCOMBO-48	48-PC. Retreading Set

Torx® is a trademark of Acument Intellectual Properties, LLC



MASTER SETS

MASTER SET 6 AND 7



MTS600AS 145-PC. MASTER SET 6

- This set consists of fundamental and commonly used pneumatic power tools with impact socket sets and extensions
- 3/8" and 1/2" Drive pneumatic power tools (3/8" drive ratchet and 1/2" drive impact) with socket sets, extensions, and accessories that you would typically use on a daily basis.

*Contents are subject to change

PRODUCT #	DESCRIPTION
AR778A	3/8" Drive Sealed Head Air Ratchet
MPF990501	1/2" Drive High Performance Air Impact Wrench
SVA7B	7-PC. 1/2" Drive SAE Hex Insert and Driver Set
SVAM8B	8-PC. 1/2" Drive Metric Hex Insert and Driver Set
SVDP136BRPT	13-PC. 1/2" Drive SAE Deep Impact Socket Set - 6-PT.
SVDPM166BRPT	16-PC. 1/2" Drive Metric Deep Impact Socket Set - 6-PT.
SVP156TR	15-PC. 1/2" Drive SAE Impact Socket Set - 6-PT.
SVP3EKL	3-PC. 1/2" Drive Locking Impact Extension Set
SVP3EKL	3-PC. 1/2" Drive Impact Locking Extension Set
SVPM136TR	13-PC. 1/2" Drive Metric Standard Impact Socket Set - 6-PT.

PRODUCT #	DESCRIPTION
SVUP7PTR	7-PC. 1/2" Drive SAE Universal Impact Socket Set - 6-PT.
SVUPM7PTR	7-PC. 1/2" Drive Metric Universal Impact Socket Set - 6-PT.
SXDP76TR	7-PC. 3/8" Drive SAE Deep Impact Socket Set - 6-PT.
SXDPM146TR	14-PC. 3/8" Drive Metric Deep Impact Socket Set - 6-PT.
SXP3EKL	3-PC. 3/8" Drive Impact Locking Extension Set
SXP86TR	8-PC. 3/8" Drive SAE Impact Socket Set - 6-PT.
SXPM116TR	11-PC. 3/8" Drive Metric Impact Socket Set - 6-PT.
TFLG-SET	6-PC. Thick and Thin Flip Socket Set
VUP2BA	Impact Universal Joint
XUP2BA	Impact Universal Joint - Ball





MTS700AS
79-PC. MASTER SET 7

- This set contains even more pneumatic power tools with impact socket sets, extensions, and specialized socket sets

INCLUDES:

1/4" And 3/8" Drive Pneumatic Power Tools With Socket Sets, Extensions, and Accessories That A Technician Uses on A Regular Basis

**Contents are subject to change*

PRODUCT #	DESCRIPTION
AR249	1/4" Drive Mini Air Ratchet
AWP525A	1/4" Drive Mini Aluminum Air Impact Wrench
MPP990381	3/8" Drive High Performance Air Impact Wrench
MUP2B	Universal Impact Ball Style
SMIP106TR	10-PC. 1/4" Drive SAE Intermediate Impact Socket Set - 6-PT.
SMMIP126TR	12-PC. 1/4" Drive Metric Intermediate Impact Socket Set - 6-PT.
SMP5EKL	5-PC. 1/4" Drive Impact Locking Extension Set

PRODUCT #	DESCRIPTION
SMUP56TR	5-PC. 1/4" Drive SAE Universal Impact Socket Set - 6-PT.
SMUPM96TR	9-PC. 1/4" Drive Metric Universal Impact Socket Set - 6-PT.
SKUP76TR	7-PC. 3/8" Drive SAE Universal Impact Socket Set - 6-PT.
SKUPD72PTR	7-PC. 3/8" Drive SAE Deep Universal Impact Socket Set - 12-PT.
SKUPDM106TR	10-PC. 3/8" Drive Metric Deep Universal Impact Socket Set - 6-PT.
SKUPM106TR	10-PC. 3/8" Drive Metric Impact Universal Socket Set - 6-PT.

MASTER SETS

MASTER SET 8 AND EXPERT® MASTER 1



MTS800AS 143-PC. MASTER SET 8

- This set includes tools required for cutting, drilling, and grinding with the accessories, consumables, and safety equipment necessary to operate them
- Cutting: pneumatic hammer gun with bits and pneumatic cut-off tool with cut-off discs
- Drilling: 1/2" and 3/8" keyed chuck drills, high speed and Cobalt drill bit sets and extractor sets
- Grinding: pneumatic straight and angle grinders with carbide burrs
- Accessories and safety equipment: goggles, and ear protection

*Contents are subject to change

PRODUCT #	DESCRIPTION
SCEX35S	35-PC. Master Extractor Set
G338DSB	29-PC. Cobalt Drill Bit Set
ADQP380	3/8" Reversible Air Drill - Keyed Chuck
AD1200K	1/2" Reversible Aluminum Keyless-Chuck Air Drill
AG325AH90	1/4" Collet Premium 0.3-hp 90° Air Die Grinder
AG325S	1/4" Collet Premium 0.3-hp Straight Air Die Grinder
AT28	Cut-Off Tool
BG500	Heavy-Duty Blow Gun
CB4S	4-PC. Miscellaneous Carbide Burr Set
COWA3116ECON-50	Aluminum Oxide Cut-Off Wheel - 50-PK.
EB118X1KT	Wire End Brush

PRODUCT #	DESCRIPTION
EB12VT	Wire End Brush - 1/2" x 1-1/8"
EB1X118ST	Wire End Brush - 1" x 1-1/8"
EB34X1ST	Wire End Brush
MPH1911K	Long Barrel Air Hammer and Chisel Kit
MSD0484	Quick Change Surface Conditioning Disc - 3" Coarse
MSD0485	Quick Change Surface Conditioning Disc - 3" Medium
MSD0486	Quick Change Surface Conditioning Disc - 3" Very Fine
MSD0600	3" Holder Pad
QM24+	Ear Protectors
S3970D	Stealth OTG Goggle - Clear



EXPERTMASTER
EXPERT® HAND TOOLS
MASTER SET

**Contents are subject to change*

INDEX - SKU NUMBER

00 - 8169DA

0		1717TP	313	3116PGA	315	4437	727
00260-542691	319	1718TP	313	3116TPG	177, 317	42050	677
04865-CBE3NF-L6	436	1722TP	313	3126DSA	315	42070	677
04865-SC3NFL6	436	1723TP	313	3126DSW	316	42810	673
04865-SF3NFL6	436	1727TP	313	3136DSA	315	413020	578
1		1731TP	313	3136DSW	316	413025	579
118	273	1733TP	313	3146DSA	315	413065	579
16600	410, 417	1734TP	313	3146DSW	316	454729	780
17200	667	1736TP	313	3150ATW	317	454730	780
17972	769	1737TP	313	3150TWA	315	454732	780
17982	769	1739TP	313	3157DSA	315	454734	780
19273	688	1740TP	313	3157DSW	316	454735	780
121012	759	1741TP	313	3173TWA	315	454736	780
121015	759	1742T	313	3188ATW	317	454738	780
11250810	636	1743TP	313	3188TWA	315	454829	780
14100470	779	1744TP	313	3198TPH	317	454830	780
138000470	581	1750TP	313	3198TSA	315	454832	780
10000TLFL	607	1752TP	313	3208LA	309, 420	454834	780
1000MCLDTFL	609	1755TP	313	3210LA	309, 420	454835	780
1000MCLFL	608	1756TP	313	3212LA	309, 420	454836	780
106A	768	1759TP	313	3214LA	309, 420	454838	780
10-779	177, 293	1761TP	313	3216LA	309, 420	454839	780
107A	768	1764TP	313	3218LA	309, 420	454930	780
1112TP	313	1765TP	313	3220LA	309, 420	454936	780
1118TP	313	1768TP	313	3222LA	309, 420	454939	780
1124TP	313	1769TP	313	3224LA	309, 420	46510470	800
1128TP	313	1902TP	313	3226LA	309, 420	5	
1131TP	313	1902TPT	313	3233LA	309, 420	5190A	706
1132TP	313	1903TP	313	3233LA-10	309, 420	54-2673-0005	319
11-515	285, 293	199RAILKIT	53	323T	424	54-2674-0005	319
11-921A	285, 676	199RAILKIT-BK	53	33-116	731	54-2678-0005	319
1201PGA	315	2		332005A	574	54-2679-0005	319
1201TPG	177, 317	251	234	33-212	731, 824	54-2680-0005	319
125-572	419	21650	667	33-279	731	54-2681-0005	319
1420TP	313	24780	713, 769	33-726	177, 731	54-2688-0005	319
1423TP	313	2790470	799	3704DQDA	421	54-2690-0005	319
1427TP	313	20014C	665	3705DQDA	421	54-2692-0005	319
1429TP	313	2449TP	313	3706DQDA	421	54-2698-0005	319
1434TP	313	27ZR	234	3707DQDA	421	57004-907N0010	685
1436TP	313	290-01	434	3708DQDA	421	57004-907N0106	685
1439TP	313	29910TRTL	808	3709DQDA	421	57004-907N0110	685
1440TP	313	29910TRTS	808	3710DQDA	421	57004-907N0111	685
1444TP	313	3		3711DQDA	421	57004-907N1160	685
1445TP	313	32920	669	3712DQDA	421	57004-907N1167	685
1448TP	313	35000	661	3713DQDA	421	57004-907N1168	685
1449TP	313	35662	648	3714DQDA	421	57004-907N1170	685
1452TP	313	39523	273	3715DQDA	421	57004-907N6444	685
1454TP	313	384532	413	3716DQDA	421	57004-ER70S623	685
1458TP	313	30505DSA	420, 832	3717DQDA	421	57004-ER70S-623	685
1460TP	313	30505LA	420	3718DQDA	421	57004-ER70S630	685
1461TP	313	30507LA	420	3720DQDA	421	57004-ER70S-630	685
1463TP	313	30510LA	420	399020A	576	5950A	243
1465TP	313	30516LA	420	4		5950S	243
1467TP	313	30519LA	420	46-131	731	550500	764
16MLT	642	309LR	771	482	128	560000	743, 768
1712TP	313	3102TW	317	483	128	5380470	721

6	
6042	760
60930	671
61946	671
6000MRLFL	606
6044-C	760
60930-KIT	671
6112DIE	314
6118DIE	314
6124DIE	314
6128DIE	314
6131DIE	314
6132DIE	314
6304DA	418
6304ID	418
6305DA	418
6305ID	418
6306DA	418
6306ID	418
6307DA	418
6307ID	418
6308DA	418
6308ID	418
6309DA	418
6309ID	418
6310DA	418
6310ID	418
6311DA	418
6311ID	418
6312DA	418
6312DIE	314
6312ID	418
6313DA	418
6313ID	418
6314DA	418
6314ID	418
6315DA	418
6315ID	418
6316DA	418
6316ID	418
6317DA	418
6317DIE	314
6317ID	418
6318DA	418
6318DIE	314
6318ID	418
6319DA	418
6319ID	418
6320DA	418
6320ID	418
6321DA	418
6321DSB	418
6321ID	418
6321IDSA	418
6321MIB	418
6322DA	418

6322DIE	314
6322ID	418
6323DA	418
6323DIE	314
6323ID	418
6324DA	418
6324ID	418
6325DA	418
6326DA	418
6327DA	418
6327DIE	314
6328DA	418
6329DA	418
6330DA	418
6331DA	418
6332DA	418
6336DSB	418
6336MIB	418
6338DSB	418, 836
6338MIB	418
6404D	419
6405D	419
6406D	419
6407D	419
6408D	419
6409D	419
6410D	419
6411D	419
6412D	419
6413D	419
6414D	419
6415D	419
6416D	419
6417D	419
6418D	419
6419D	419
6420D	419
6421D	419
6422D	419
6423D	419
6424D	419
6425D	419
6426D	419
6427D	419
6428D	419
6429D	419
6429DSA	419
6429MIB	419
6430D	419
6431D	419
6432D	419
6520DIE	314
6523DIE	314
6527DIE	314
6529DIE	314
6534DIE	314

6536DIE	314
6539DIE	314
6540DIE	314
6544DIE	314
6545DIE	314
6631DIE	314
6633DIE	314
6634DIE	314
6636DIE	314
6637DIE	314
6639DIE	314
6640DIE	314
6641DIE	314
6643DIE	314
6644DIE	314
6702DIE	314
6702HDIE	314
6848DIE	314
6849DIE	314
6852DIE	314
6854DIE	314
6858DIE	314
6860DIE	314
6949DIE	314
6950DIE	314
6952DIE	314
6955DIE	314
6956DIE	314
6959DIE	314
6961DIE	314

7	
75780470	800
7000TLFL	607
70034-1	792
7003DIE	314
700E	245
701E	245
702E	245
703E	245
74903SDA	315
749R	706
7PBWS	790

8	
8799	748
82130	773
82140	773
82150	773
8310010	222
8310015	222
8330010	222
8330015	222
85690470	800
8101DA	420
8102DA	420
8103DA	420
8104DA	420

8105DA	420
8106DA	420
8107DA	420
8108DA	420
8109DA	420
8110DA	420
8111DA	420
8112DA	420
8113D	420
8114D	420
8115D	420
8116DA	420
8117D	420
8118DA	420
8119DA	420
8121DA	420
8122DA	420
8123DA	420
8124D	420
8125DA	420
8127DA	420
8128DA	420
8129DA	420
8130DA	420
8131DA	420
8132DA	420
8133DA	420
8134DA	420
8136DA	420
8137DA	420
8138DA	420
8139DA	420
8140DA	420
8142DA	420
8143DA	420
8144DA	420
8145DA	420
8146DA	420
8147DA	420
8149DA	420
8150DA	420
8152DA	420
8154DA	420
8155DA	420
8156DA	420
8157DA	420
8159DA	420
8160DA	420
8161DA	420
8162DA	420
8163DA	420
8164DA	420
8165DA	420
8166DA	420
8167DA	420
8169DA	420

INDEX - SKU NUMBER

8170DA - AWP575A

8170DA	420	A1216	82, 131, 169, 171	AC850	573	AD1200K	398, 836
8171DA	420	A128	82, 131, 169, 171	AC85510	577	AD3800AH	398
8172DA	420	A1612	98, 169	AC85530	577	AD3800K	398
8173DA	420	A1624	98	AC85550	571	AD540	398, 399
8177DA	420	A210BP	444	AC866	570	AD590	398, 399
8179DA	420	A2416A	108	AC888	570	ADC1400	398
8180DA	420	A2432A	108	AC90059B	572	ADG31M	424
832A	128	A2608BP	444	AC90062B	572	ADG32M	424
833A	128	A2609BP	444	AC90066B	572	ADQP380	398, 836
834A	128	A53000FZK1	444	AC90066B-SF	572	ADQP381	398
8461DIE	314	A53416FZ-X	444	AC90067	572	AFC60*	411
8463DIE	314	A53430FZ-X	444	AC90925	584	AFC90	445
8465DIE	314	A53440FZBS-X	444	AC91051	573	AFC91	445
8467DIE	314	A53440FZ-X	444	AC91120	581	AFCP91	445
8564DIE	314	A53457FZ	444	AC91200	572	AG14	405
8565DIE	314	A812	69, 131, 170	AC92311	582	AG14AH	405
8568DIE	314	AB16PA	650	AC93000	582	AG200	405
8569DIE	314	AC16009	573	AC93098	582	AG200238TBP	426
	9	AC20868	584	AC93099	582	AG200338TBP	426
92100	600	AC252222	581	AC93100	582	AG200-HPN	427
93025	422	AC289772	570	AC93101	582	AG25	405
93029	422	AC293996PB	570	AC966	570	AG25D	405
93063	422	AC352	411, 778	AC9800	573	AG325AH120	404
93067	422	AC354	411, 778	AC98370	571	AG325AH90	404, 836
93360	422	AC384	177, 411, 778	AC98721	571	AG325S	404, 836
93361	422	AC399046A	584	AC98723	571	AG325SE	404
93369	422	AC399046YF	584	AC9900	573	AG4500B	405
93370	422	AC45372	571	AC99601	571	AG525AH90	404
93371	422	AC52220	177, 581	AC99602	571	AG525S	404
93372	422	AC52223A	581	AC999A	571	AH1100P	438
93761	422	AC52224	581	ACGUN2	573	AH1101P	438
93784	422	AC52225A	581	ACL1700	580	AH119P	438
94732	422	AC52225C	581	ACL2700	580	AH122P	438
97629	780	AC52227	581	ACL2700A	580	AH123P	438
97630	780	AC53010AUT	575	ACP072-0030IA	617	AH127P	438
97632	780	AC53123A	576	ACP165-0320X	617	AH134P	438
97634	780	AC58490	582	ACP165-0321X	617	AH2605	402
97635	780	AC66434-R	571	ACPH1920P	617	AH3105P	438
97636	780	AC66534-R	571	ACPV3760S	616	AH357P	438
97638	780	AC70081	584	ACPV3760S	616	AH358P	438, 439
97639	780	AC70082	584	ACPV560S	616, 617	AH388P	438, 439
98234	584	AC70089A	583, 792, 832	ACPV580S	616	AH520	402
99231	640, 746	AC71500	583	ACPV7580S	616	AH5512	439
9561190	224	AC71550	583	ACR1234YF	570	AH5538	439
93AP	286	AC72475	583, 793	ACR220M	567	AH8MP	438, 701
93AW	286	AC72480	793	ACR220M-3YWAR	569	AH902P	401, 438, 439
95-0030	547	AC81290	582	ACR225M	567	AH904P	438, 439
95-0082	547	AC82031	572	ACR225M-3YWAR	569	AH905P	438, 439
95-0135	546	AC82834	571	ACR225MH	569	AH906P	438, 439
96731-01	637	AC82834-SL	571	ACR225MH-3YWAR	569	AH907P	438, 439
96731-02	637	AC82934	571	ACR325M	569	AH908P	438, 439
96731-03	637	AC82934-SL	571	ACR325M-3YWAR	569	AH909P	401, 438, 439
96731-04	637	AC84372	571	ACU1	649	AH910LP	438, 439
96731-05	637	AC84396	571	ACU1F	649	AH910NP	438, 439
96731-06	637	AC84721	571	ACU1G	649	AH910P	401, 438, 439
	A	AC84723	571	ACU1R	649	AH910XP	438, 439



AH911P	401, 438, 439	AM33CESDH-0	289	AS10	409	AS6MS-PSA	406
AH912P	438, 439	AM33SESDH	289	AS13	442	AS6MS-PSA-PAD	431
AH913P	438, 439	AM33SESDH-G	289	AS15	408	AS6MS-VA-KIT	430
AH914P	438, 439	AM33SESDH-0	289	AS15-87	425	AS70B	445
AH923P	438, 439	AM34JBH	290	AS16	442	AS717	408
AH925XP	438, 439	AM35EDCCE	288	AS20	409	AS717-79	431
AH945P	401, 438, 439	AM35EDCCE-G	288	AS230V	408	AS726M	413
AH951P	438, 439	AM35EDCCE-0	288	AS316	409	AS775-B	409
AHBK5P	438	AM35EDCSE	288	AS3237MS-DF	430	AS775-B120	409
AHN1857571	422	AM35EDCSE-G	288	AS3237MS-JH	406, 407	AS775-B80	409
AHN1857572	422	AM35EDCSE-0	288	AS3237MS-JH-PAD	431	ASB874	413
AHN21210	317	AM36SERE-CE	290	AS3237MS-JV-PAD	431	ASB876	413
AHN21212	317	AM36SEREGRN-CE	291	AS3237MS-PSA	406, 407	ASB884	413
AHN3095001A	316	AM36SEREGRN-SE	291	AS3237MS-PS-PAD	431	ASB886	413
AHN3095001B	316	AM36SERE-SE	290	AS3237MS-VA	430	ASB984	413
AHN93037	422	AM3OPERATOR	291	AS34MS-DF	430	ASL200M	551
AHR273	414, 671	AMSTING-GR	291	AS34MS-JH-PAD	431	ASL500M	551
AHR274	414, 671	AMSTING-OR	291	AS34MS-JHV-PAD	431	ASL750M	551
AI10A	128	AMSTING-RD	291	AS34MS-PSA	406, 407	ASM034919	767
AI10MMA	128	AMXGPLHD84100	634	AS34MS-PSA-PAD	431	ASMF232A	767
AI12A	128	AMXGPLHD86100	634	AS34MS-VA	430	ASMF241	767
AI12MMA	128	AMXGPLHD88100	634	AS3MS-DF-KIT	430	ASMF247	767
AI13MMA	128	AMXILHD42100	634	AS3MS-JH-PAD	431	ASP7077P	781
AI14A	128	AMXILHD44100	634	AS3MS-JHV-PAD	431	ASW661	695
AI14MMA	128	AMXILHD46100	634	AS3MS-PSA	406	ASWD10MM	415
AI15MMA	128	AMXILHD48100	634	AS3MS-PSA-PAD	431	ASWD317	415
AI16A	128	AMXILHD49100	634	AS3MS-VA-KIT	430	ASWD65MM	415
AI17MMA	128	ANR6540	781	AS406	406, 407	ASWD80MM	415
AI18A	128	ANS2965	667	AS408	406, 407	AT200	403
AI19MMA	128	AP1216	82	AS4542A	780	AT225	809
AI20A	128	AP128	82	AS4542A-1	780	AT28	402, 836
AI24A	128	AP16	641	AS4542A-2	780	AT35A	402
AI8MMA	128	AP1612RB	98, 131, 369	AS4542A-3	780	ATQP30	403
AJ12B	199	AP1612RB-BIT	98	AS4542A-4	780	ATQP30S	403
AJ15B	199	AP1612RB-SKT	98	AS4542A-5	780	ATQP40EA	403
AJ18B	199, 830	AP1624	98, 131, 369	AS4542A-6	780	ATR35	402
AJ24B	199, 830	AP22	641	AS4542A-7	780	AUTOMASTERFOAM	178
AL2000-FZ	442	AP240V	408	AS4543C	780	AV9010	410
AL2025FZ-2	442	AP2416RB	108, 131, 369	AS4547C	780	AW3SETA	199, 824
AM26CESDH	289	AP2432	108	AS4548B	780	AWA038B	386
AM26CESDH-G	289	AP3224	109	AS4549B	780	AWA050B	386
AM26CESDH-0	289	AP720	408	AS517	408	AWD099	391, 392
AM26SESDH	289	AP812	69	AS517-42	431	AWD099-6	391, 392
AM26SESDH-G	289	APF600A	414	AS5MS-PSA	406	AWD599A	395
AM26SESDH-0	289	AR038B	396	AS5MS-PSA-PAD	431	AWGG234A-01	417
AM27EDCCE	288	AR14RP	396	AS60B	445	AWGG234A-02	417
AM27EDCCE-G	288	AR154	397	AS612C	780	AWGG234A-03	417
AM27EDCCE-0	288	AR1776	396	AS613A	780	AWGG234B	417
AM27EDCSE	288	AR249	396, 835	AS615A	780	AWP038M	389
AM27EDCSE-G	288	AR249RH	396	AS616C	780	AWP050M	389
AM27EDCSE-0	288	AR251	396	AS688A	780	AWP075	393
AM27JBH	290	AR38RP	396	AS689A	780	AWP099	391-393
AM30SERE-CE	290	AR778A	396, 835	AS6FMS-PSA	406	AWP099-6	391-393
AM30SERE-SE	290	AR778RH	396	AS6MS-DF-KIT	430	AWP10BA	199
AM33CESDH	289	AR981	445	AS6MS-JH-PAD	431	AWP525A	395, 835
AM33CESDH-G	289	AR983	445	AS6MS-JHV-PAD	431	AWP575A	395

INDEX - SKU NUMBER

AWP575B - BST4510

AWP575B	393	BD3143MA	703, 782	BHM8L3	263	BHX6MMSB	264
AWP599A	395	BD6	295	BHS2	799	BHX6MRBRT	259
AWP6BA	199	BD8	177, 295	BHS3.5L3	263	BHX732	261, 262, 265
AWP8BA	199	BD908-03	267	BHS3L3	263	BHX732RBRT	259
B		BDR6980	791	BHS4.5L3	263	BHX732SB	264
B1012R	190	BDSQ3	261	BHS4L3	263	BHX764	261, 262, 265
B120BDM	761	BDT062-10SA	803	BHS5L3	263	BHX764RBRT	259
B1416R	190	BDT407-10SA	803	BHS6L3	263	BHX7MMSB	264
B1820R	190	BDT68SA	803	BHS8L3	263	BHX8MM	261
B2224R	190	BDT69SA	803	BHTORQ10MM	261	BHX8MMSB	264
B2628R	190	BE1012	122, 191	BHTORQ10MRBRT	259	BHX8MRBRT	259
B-296-L	634	BE1418	122, 191	BHTORQ6MM	261	BHX964	261, 262
B-296-M	634	BE1622	191	BHTORQ6MRBRT	259	BHX964SB	264
B-296-XL	634	BE2024	191	BHTORQ8MM	261	BHX9MMSB	264
B3032R	190	BE68	122, 191	BHTORQ8MRBRT	259	BITCPLRRBRT	259
B7946	763	BEXT2	261	BHX1.5MM	261, 262	BIT-RM10	129
BA5KA	286	BF043S	663	BHX1.5MRBRT	259	BIT-RM10L	129
BADIT2	263	BF085SA	665	BHX10MM	261	BIT-RM11	129
BADIT3	263	BF175	663	BHX10MMSB	264	BIT-RM11L	129
BADT1	261, 262	BFT1316	650	BHX10MRBRT	259	BIT-RM12	129
BADT1RBRT	259	BG1150C	411	BHX14	261, 262, 265	BIT-RM12L	129
BADT2	261, 265	BG1250C	411	BHX14RBRT	259	BIT-RM13	129
BADT2RBRT	259	BG1260C	411	BHX14SB	264	BIT-RM13L	129
BADT3	264	BG2010*	411	BHX18	261, 262, 265	BIT-RM14	129
BB2000	802	BG221	442	BHX18RBRT	259	BIT-RM14L	129
BB2010RK	802	BG4010B*	411	BHX18SB	264	BIT-RM4	129
BBH599	802	BG4013B*	411	BHX2.5MM	261, 262	BIT-RM4L	129
BBWS3	800	BG500	411, 836	BHX2.5MMSB	264	BIT-RM5	129
BC520	763	BH04AV	304	BHX2.5MRBRT	259	BIT-RM5L	129
BC850A	763	BH08AV	304, 826	BHX2MM	261, 262	BIT-RM6	129
BCCT96	225, 762	BH12AV	304	BHX2MMSB	264	BIT-RM6L	129
BCH4050	752, 755	BH16AV	177, 304, 824	BHX2MRBRT	259	BIT-RM7	129
BCH4060	752	BH24AV	304, 828	BHX316	261, 262, 265	BIT-RM7L	129
BCH6006	752	BH32AV	304, 830	BHX316RBRT	259	BIT-RM8	129
BCH6006B	755	BH3AVS	304	BHX316SB	264	BIT-RM8L	129
BCH6007B	752-754	BH40AV	304	BHX332	261, 262, 265	BIT-RM9	129
BCH6008IBC	752	BH48AV	304	BHX332RBRT	259	BIT-RM9L	129
BCH6008MSK	752	BH4AVS	304	BHX38SB	264	BIT-VRADAPT	129
BCH6011	752, 744	BH581B	736	BHX3MM	261, 262, 265	BIT-KRADAPT	129
BCH6127	753	BHC96420	803	BHX3MMSB	264	BJ031	807
BCH6127XL	753	BHFM1011PA	190	BHX3MRBRT	259	BJ10BK	609
BCH7109C	752, 755	BHFM1012PA	190	BHX4MM	261, 262, 265	BJ530	807
BCH9001A	752	BHFM1213PA	190	BHX4MMSB	264	BJ7025-7704	807
BCL14	261	BHFM1214PA	190	BHX4MRBRT	259	BJ7025MA	807
BCL14RBRT	259	BHFM1415PA	190	BHX5.5MM	261	BK104A	651
BCL316	261	BHFM1417PA	190	BHX5.5MRBRT	259	BK110A	651
BCL316RBRT	259	BHFM1618PA	190	BHX516SB	264	BK1200	665
BCL430C	761	BHFM1719PA	190	BHX532	261, 262, 265	BLK100L	579
BCL532	261	BHFM2224PA	190	BHX532RBRT	259	BLK50L	578
BCL532RBRT	259	BHFM810PA	190	BHX532SB	264	BLK53515A	578
BCLR6202	761	BHFM89PA	190	BHX564	261, 262, 265	BLKA10	584
BCS700	801	BHM2.5L3	263	BHX564RBRT	259	BLKA25	584
BCS720	762	BHM3L3	263	BHX5MM	261, 262, 265	BLKINJ	576
BCTBT	800	BHM4L3	263	BHX5MMSB	264	BLR11655	688
BD12	295	BHM5L3	263	BHX5MRBRT	259	BLR11656	688
BD3142MA	703, 782	BHM6L3	263	BHX6MM	261, 262, 265	BLW267WL	555

BMBH	262	BPH3	260, 262, 265	BPZ1L6	263	BSL6.5MM	260
BMD100	660	BPH3L1	263	BPZ1RBRT	259	BSL6.5MRBRT	259
BMD200	660	BPH3L3	263	BPZ2	261, 262, 265	BSL6MM	260, 262
BMR203-2	379	BPH3L6	263	BPZ23L	262	BSL6MRBRT	259
BODM21011R	191	BPH3RBRT	259	BPZ2L3	263	BSL732	260, 265
BODM21214R	191	BPH4	260	BPZ2L6	263	BSL732RBRT	259
BODM21315R	191	BPH4RBRT	259	BPZ2RBRT	259	BSL7MM	260, 262
BODM21618R	191	BPHX0.7MM	261	BPZ3	261, 262, 265	BSL7MRBRT	259
BODM21719R	191	BPHX0.9MM	261	BPZ3L3	263	BSL8M	260, 262
BOL1214	191	BPHX1.3MM	261	BPZ3L6	263	BSL8MRBRT	259
BOL1618	191	BPHX1.5MM	261	BPZ3RBRT	259	BSL932	260, 265
BOL2022	191	BPHX2.5MM	261	BPZ4	261	BSL932RBRT	259
BOL2428	191	BPHX2MM	261	BPZ4RBRT	259	BSP10MM	261
BOL2630	191	BPHX3MM	261	BQCC	261, 265	BSP10MRBRT	259
BOL810	191	BPHX4MM	261	BQCCRBRT	259	BSP4MM	261
BOM21011R	190	BPKIT-1	762	BR6	762	BSP4MRBRT	259
BOM21214R	190	BPKIT2	832	BRD129MA	703, 828	BSP592	795
BOM21315R	190	BPND18	261	BRD594	703	BSP6MM	261
BOM21417R	190	BPND2.5MM	261	BRH10	306	BSP6MRBRT	259
BOM21618R	190	BPND3.5MM	261	BRP-1	297	BSP8MM	261
BOM21719R	190	BPND316	261	BRP12	795	BSP8MRBRT	259
BOM22124R	190	BPND332	261	BRP-2	297	BSPHX14	261
BOM2810R	190	BPND3MM	261	BRP-3	297	BSPHX14RBRT	259
BP21K	763	BPND4.5MM	261	BRP4	297	BSPHX18	261
BP2440	798	BPND4MM	261	BRP-4	297	BSPHX18RBRT	259
BP25K	762	BPND532	261	BRS025	378	BSPHX2.5MM	261
BP26K	762	BPND5MM	261	BRS025-D2	378	BSPHX2.5MRBRT	259
BP27K	762	BPND964	261	BRS038	368, 378	BSPHX316	261
BP300	790	BPPH0	260	BRS038-D2	378	BSPHX316RBRT	259
BP488A	799	BPPH00	260	BS0L3	263	BSPHX3MM	261
BP534B	737	BPPH000	260	BS1L3	263	BSPHX3MRBRT	259
BP6596	791	BPPH1	260	BS2L3	263	BSPHX4MM	261
BP7034A	798	BPPZ0	261	BSKTADT14	261	BSPHX4MRBRT	259
BP9FL	603	BPPZ1	261	BSL14	260, 265	BSPHX5.5MM	261
BPFLEX18	261	BPR6K	663	BSL14L2	260	BSPHX5.5MRBRT	259
BPH0	260, 262, 265	BPS243	799, 832	BSL14L6	260	BSPHX532	261
BPHORBRT	259	BPS70915	799	BSL14RBRT	259	BSPHX532RBRT	259
BPH1	260, 262, 265	BPSL1.5MM	260	BSL18	260, 265	BSPHX5MM	261
BPH1L1	263	BPSL1MM	260	BSL18RBRT	259	BSPHX5MRBRT	259
BPH1L2	260	BPSL2.5MM	260	BSL316	260, 265	BSPHX6MM	261
BPH1L3	262, 263	BPSL2MM	260	BSL316L2	260	BSPHX6MRBRT	259
BPH1L5	262	BPSL3MM	260	BSL316RBRT	259	BSPHX732	261
BPH1L6	260	BPSL4MM	260	BSL3M	260, 262	BSPHX732RBRT	259
BPH1L6-2	263	BPTX10	260	BSL3MRBRT	259	BSPLM5	261, 262
BPH1RBRT	259	BPTX15	260	BSL4.5MM	260	BSPLM6	261, 262
BPH1SB	264	BPTX20	260	BSL4.5MRBRT	259	BSPLM8	261, 262
BPH2	260, 262, 265	BPTX4	260	BSL4M	260, 262	BSQ0	261, 262, 265
BPH2L1	263	BPTX5	260	BSL4MRBRT	259	BSQORBRT	259
BPH2L2	260	BPTX6	260	BSL5.5MM	260	BSQ1	261, 262, 265
BPH2L3	262	BPTX7	260	BSL5.5MRBRT	259	BSQ1RBRT	259
BPH2L3-2	263	BPTX8	260	BSL532	260, 265	BSQ2	261, 262, 265
BPH2L5	262	BPTX9	260	BSL532RBRT	259	BSQ2RBRT	259
BPH2L6	260	BPZO	261, 262, 265	BSL5M	260, 262	BSQ3	261, 262, 265
BPH2L6-2	263	BPZORBRT	259	BSL5M3	262	BSQ3RBRT	259
BPH2RBRT	259	BPZ1	261, 262, 265	BSL5M5	262	BST1058	795
BPH2SB	264	BPZ1L3	263	BSL5MRBRT	259	BST4510	795

INDEX - SKU NUMBER

BST5000 - CP50

BST5000	795	BTP45RBRT	259	BTS7W	658	BTX40L6	263
BT1036DS	658, 660	BTP8RBRT	259	BTS8MMRBRT	259	BTX40RBRT	259
BT1052SD	660	BTPHX14	261	BTW1	261	BTX40SB	264
BT1057LTD	660	BTPHX14RBRT	259	BTW1RBRT	259	BTX45	260
BT1058SD	660	BTPHX18RBRT	261	BTW2	261	BTX45RBRT	259
BT1058TD	658, 660	BTPHX18RBRT	259	BTW2RBRT	259	BTX45SB	264
BT1059HD	658, 660	BTPHX2.5MM	261	BTW3	261	BTX47SB	264
BT1060GPD	658, 660	BTPHX2.5MRBRT	259	BTW3RBRT	259	BTX50	260
BT1070RHD	660	BTPHX2MM	261	BTW4	261	BTX50RBRT	259
BT12	763	BTPHX2MRBRT	259	BTW4RBRT	259	BTX50SB	264
BT20033	663	BTPHX316	261	BTX10	260, 262	BTX6	260
BT217	677	BTPHX316RBRT	259	BTX10L1	263	BTX6RBRT	259
BT3180A	760	BTPHX332	261	BTX10L3	263	BTX7	260
BT3180D	760	BTPHX332RBRT	259	BTX10L6	263	BTX8	260, 262
BT471A	697	BTPHX38	261	BTX10RBRT	259	BTX8RBRT	259
BT500A	743	BTPHX38RBRT	259	BTX10SB	264	BW8SB	264
BT501	663	BTPHX3MM	261	BTX15	260, 262	BWNY	261
BT55	677	BTPHX3MRBRT	259	BTX15L1	263	BWNYRBRT	259
BT6001	759	BTPHX4MM	261	BTX15L3	263	BWP152	367-369, 371-373
BT6034A	760	BTPHX4MRBRT	259	BTX15L6	263	BWP152	366
BT700A	743	BTPHX516	261	BTX15RBRT	259	BWP152-891GP1D1	366
BT715	177, 672	BTPHX516RBRT	259	BTX15SB	264	BWP152GP2	373
BT7300B	761	BTPHX532	261	BTX20	260, 262	BWP152GX1	373
BT7400D	761	BTPHX532RBRT	259	BTX20L1	263	BWS7B	266, 828
BT753B	650	BTPHX564	261	BTX20L3	262	BWS7B-670	266
BT8300	758	BTPHX564RBRT	259	BTX20L3-2	263	BWS7B-671	266
BT96152A	789	BTPHX5MM	261	BTX20L5	262	BWS7B-674	266
BT96152A	832	BTPHX5MRBRT	259	BTX20L6	263	BWS7B-675	266
BT97841A	790	BTPHX6MM	261	BTX20RBRT	259	BWS7BF	266
BTB1A	763	BTPHX6MRBRT	259	BTX20SB	264	BWS7B0	266
BTC27	673	BTPHX732	261	BTX25	260, 262	BWS7BR0	266
BD0600	743	BTPHX732RBRT	259	BTX25L1	263	BXZN10SB	264
BDH500	662	BTPHX764	261	BTX25L3	262	BXZN4SB	264
BTH153CC	658, 661	BTPHX764RBRT	259	BTX25L3-2	263	BXZN5SB	264
BTH153CCF	658, 661	BTPHX932	261	BTX25L5	262	BXZN6SB	264
BTH153CCS	658, 661	BTPHX964	261	BTX25L6	260	BXZN7SB	264
BTH153CR	658, 661	BTPTX10	122, 261, 262, 265	BTX25L6-2	263	BXZN8SB	264
BTH153CRF	658, 659, 661	BTPTX15	122, 261, 262, 265	BTX25RBRT	259	BXZN9SB	264
BTH155FB	659, 661	BTPTX20	122, 261, 262, 265	BTX25SB	264		
BTH155FBF	659, 661	BTPTX20RBRT	259	BTX27	260, 262	C	
BTH158GP	658, 661	BTPTX25	122, 261, 262, 265	BTX27L1	263	C10SS	177, 295
BTH158GPF	658, 661	BTPTX25RBRT	259	BTX27L3	263	C117X	689
BTH162S	658, 659, 661	BTPTX27	122, 261, 262, 265	BTX27L6	263	C12HGB	297
BTH162SF	658, 659, 661	BTPTX30	122, 261, 262, 265	BTX27RBRT	259	C12PD	297
BTH164UP	658, 659, 661	BTPTX40	122, 261, 262, 265	BTX27SB	264	C12SS	177, 295
BTH164UPF	658, 659, 661	BTPTX6	122, 261, 265	BTX30	260, 262	C14SS	295
BTH170DS	659, 661	BTPTX7	122, 261, 265	BTX30L1	263	C16HGB	297
BTH170DSF	659, 661	BTPTX8	122, 261, 262, 265	BTX30L3	262	C16PD	297
BTMC-1A	663	BTPTX8RBRT	259	BTX30L3-2	263	C16SS	177, 295
BTP10RBRT	259	BTPTX9	122, 261, 265	BTX30L5	262	C20HGB	297
BTP15RBRT	259	BTS4W	659	BTX30L6-2	263	C20PD	297
BTP20RBRT	259	BTS5A	661	BTX30RBRT	259	C20SS	295
BTP25RBRT	259	BTS5MMRBRT	259	BTX30SB	264	C24PD	297
BTP27RBRT	259	BTS6MMRBRT	259	BTX40	260, 262	C24SS	295
BTP30RBRT	259	BTS7F	658	BTX40L1	263	C28PD	297
BTP40RBRT	259	BTS7W	658	BTX40L3	263	C28SS	295
						C38350	744

C3X	689	CBC3-A	437	CH3AVS	304	CL46R	186, 830
C50PDPT	297	CBC3L	436	CH3DSS	305	CL48R	186, 830
C70PTSS	295	CBC3T-A	436	CH50DS	304, 305, 828	CL52R	186
CA528	706	CBC42T-A	436	CH58DS	305	CL54R	186
CAL144-113	701	CBC5-A	437	CH60	305	CL56R	186
CAL370-700	717	CBC5CS-A	437	CH90	305	CL58R	186
CAL38700	704	CBC5NF-A	437	CHB12	111	CL60R	186
CAL390-200	717	CBD2-A	437	CHB14	111	CL64R	186
CARDAQ-PLUS-KIT	519	CBD2T-A	436	CHB16	111	CL68R	186
CARDSHARP-BK	292	CBD42T-A	436	CHB18	111	CL80R	186
CARDSHARP-R	292	CBD5NF-A	437	CHB20	111	CL82440	173, 187
CB1021	439	CBD-TOOLS-A	437	CHB22	111	CL92440	173, 187
CB1022	439	CBE3L	436	CHB24	111	CLD210MA	728
CB102KS	184	CBE3T-A	436	CHB26	111	CLL210MMKS	186
CB106KS	185	CBE41T-A	436	CHBM10	111	CLL211MMKS	186
CB112KS	184	CBE5-A	437	CHBM11	111	CLL212MMKS	186
CB116KS	185	CBF3-A	437	CHBM12	111	CLL213MMKS	186
CB122KS	184	CBF3L	436	CHBM13	111	CLL214MMKS	186
CB126KS	185	CBF3T-A	436	CHBM14	111	CLL215MMKS	186
CB142KS	184	CBF42T-A	436	CHBM15	111	CLL216MMKS	186
CB146KS	185	CBF5-A	437	CHBM16	111	CLL217MMKS	186
CB1531	439	CBF5NF-A	437	CHBM17	111	CLL218MMKS	186
CB1532	439	CBG3-A	437	CHBM18	111	CLL219MMKS	186
CB162KS	184	CBG3T-A	436	CHBM9	111	CML500	552
CB166KS	185	CBG44T-A	436	CHP4LT	281	CO12KS	111, 193
CB182KS	184	CBH16	305	CK2	631	CO14KS	111, 193
CB186KS	185	CBH24	305	CL102440	173, 187	CO16KS	111, 193
CB1NFT	436	CBH32	305	CL112440	173, 187	CO18KS	111, 193
CB202KS	184	CBH40L	305	CL122440	173, 187	CO20KS	111, 193
CB206KS	185	CBL3-A	437	CL12LKS	186	CO22KS	111, 193
CB222KS	184	CBL3NF-A	437	CL142440	173, 187	CO24KS	111, 193
CB226KS	185	CBL3T-A	436	CL14LKS	186	CO26KS	111, 193
CB242KS	184	CBL42T-A	436	CL162440	173, 187	CO28KS	111, 193
CB246KS	185	CBL4-A	437	CL16LKS	186	CO30KS	111, 193
CB262KS	184	CBL-BMW-KIT	519	CL182440	173, 187	CO32KS	111, 193
CB282KS	184	CBM42T-A	436	CL18LKS	186	COV34KS	111, 193
CB302KS	184	CBM5-A	437	CL202440	173, 187	COV36KS	111, 193
CB322KS	184	CBM8TS-A	436	CL20LKS	186	COV40KS	111, 193
CB342KS	184	CBR3D-A	437	CL222440	173, 187	COV44KS	111, 193
CB362KS	184	CBR3FL-A	437	CL22LKS	186	COV48KS	111, 193
CB382KS	184	CBT18A	702	CL242440	173, 187	COW213238	424
CB3L-A	436	CC15600	763	CL24LKS	186	COW311623RPM	424
CB3LA-A	436	CC3	768	CL262440	173, 187	COW3116GRN	424
CB3NFS	437	CC44R10-1	298	CL26LKS	186	COW313223RPM	424
CB402KS	184	CC622B	818	CL282440	173, 187	COW411638	424
CB4S	836	CC865	541	CL28LKS	186	COW413238	424
CB4S-A	437	CF330	790	CL302440	173, 187	COW4533278	424
CB5S-A	437	CF62B	700	CL30LKS	186	COWA3116ECON-50	424, 836
CB82KS	184	CH15DS	305, 826	CL322440	173, 187	CP1SS	295
CB86KS	185	CH21DS	305	CL32LKS	186	CP28R45-1	298
CB8TS-A	436	CH23	305	CL342440	173, 187	CP2SS	177, 295
CB92KS	184	CH244TNZ	773	CL362440	173, 187	CP32R00-1	298
CBA1-A	437	CH24DFB	305, 824	CL382440	173, 187	CP38R04-1	298
CBA1T-A	436	CH24DFS	305, 830	CL402440	173, 187	CP3SS	295
CBA43T-A	436	CH2DSS	305	CL42R	186, 830	CP45	220
CBA5-A	437	CH32DDS	826	CL44R	186, 830	CP50	177, 297

INDEX - SKU NUMBER

CP60 - DW8807

CP60	297	CSTSS4	282	DBC18C	801	DCB205	455, 462, 463, 470,
CP6HGB	297	CSTSS4G	282	DBC2500MA	801	DCB205BT-2	477
CPA912	243	CSTSS40	282	DBF-1332	315	DCB205G 366-9, 373-5, 378-9,	
CPS996	298	CT1100D	730	DBF-14	315	DCB205G	366
CR1010	627	CT1117	722	DBF-1964	315	DCB206	477
CR1013	626	CT145F	729	DBF-2164	315	DCB208	477
CR1014A	626	CT155A	728, 832	DBF-2564	315	DCB208-2	477
CR1017AH	627	CT70	728	DBF-2764	315	DCB606	451-454
CR14FL	605	CT700D	730	DBF-2964	315	DCB606-2	451
CR14FL-X	605	CT740VW	730	DBF-38	315	DCB609	451, 452
CR18-3FL	604	CT780MB	730	DBF-516	315	DCB609-2	451
CR18FL	604	CT840C	730	DBF-532	315	DCB609G 373, 374, 451, 477	
CR2015	626	CT900D	730	DBL-13A	784, 785	DCB612	451
CR2500	625	CT950CI	730	DBL-17MA	784, 785	DCBG280	732, 733
CR3000Z	629	CTD140	729	DBL-19MA	784, 785	DCC020IB	481
CR30-3FL	604	CVB3050	798	DBL-21MA	784, 785	DCC2520T1	454
CR30FL	604	CVB3080	798	DBLG-SETA	784, 785	DCD701B	472, 473, 475
CR346VHD6NM	630	CXS102KS	184	DBL-78A	784, 785	DCD701F2	475
CR400SPI	630	CXS112KS	184	DBLEX5-01	308	DCD708B	466
CR400Z	630	CXS122KS	184	DBLEX5-02	308	DCD708C2	466
CR403ADJR	630	CXS142KS	184	DBLEX5-03	308	DCD709B	466
CR403R	630	CXS162KS	184	DBLEX5-04	308	DCD709C2	466
CR41PBLK	631	CXS182KS	184	DBLEX5-05	308	DCD710	473, 475
CR5HD17	630	CXS202KS	184	DBLEX5S	308	DCD740B	466
CR700N	630, 830	CXS222KS	184	DBPS257	799, 832	DCD740C1	466
CR921	629	CXS242KS	184	DBS335	800	DCD785	465
CR931	629	CXS82KS	184	DC012	478	DCD791	458, 460, 467
CR941	629	CXS92KS	184	DC214B	788	DCD791B	467
CR951	629			DC2MK1	419	DCD791D2	467
CR961	629			DC2MK2	419	DCD791P1	465
CR971	629	DA12	188	DC4W1	419	DCD796	460
CRA14-XFL	605	DA14	188	DC4W2	419	DCD796B	465
CRA18-3FL	604	DA16	188	DC9965C	419	DCD796D2	465
CRS113NM	626	DA18	188	DC9971C	419	DCD985	455, 458, 460
CRS1700	625	DA20	188	DC9976C	419	DCD991B	467
CRS350	627, 830	DA22	188	DCA1820	476	DCD991P2	467
CRS4R	626	DA24	188	DCAGD218120	426	DCD996	461, 465
CRVIWP	631	DA26	188	DCAGD21860	426	DCD996B	455, 456
CRWHRAS	626	DA28	188	DCAGD21880	426	DCD996P2	465
CRWHR	626	DA30	188	DCB090	476	DCD999	453
CRWS17	626	DA32	188	DCB102	476	DCE100B	480
CSA1700	766	DA34	188	DCB1106	452, 453, 477	DCE100M1	480
CSA1700A	766	DA36	188	DCB1112	476	DCE511B	480
CSA600	766	DA38	188	DCB115	366-369, 373-379	DCF610B	472, 473, 475
CSCA1700	766	DA40	188	DCB115-BOX	455, 470, 476	DCF610S2	475
CSPT640	705	DA42	188	DCB118	373, 374, 452	DCF680	475
CSPT968A	705	DA44	188	DCB120	472, 472-475	DCF680N2	475
CSR202	764	DA46	188	DCB122	473	DCF801F2	474
CSR302	764	DA48	188	DCB124	477	DCF809D1	464
CSR400	764	DA56	188	DCB124-2	477	DCF813	472
CST300	765	DA60	188	DCB124G	379, 477	DCF813B	472, 474
CST500	765	DA64	188	DCB126G	379, 477	DCF813S2	474
CSTS05(G,0)	282	DABF1H0410	409	DCB1800B	453	DCF815B	472-474
CSTS07(G,0)	282	DABF1H0610	409	DCB203	453, 477	DCF880HM2	463
CSTS1.0(G,0)	282	DABF1H0810	409	DCB203G 366-9, 373, 378-9,		DCF880M2	463
CSTS1.5(G,0)	282	DB18	299	DCB204	463, 464, 477	DCF883	459, 463
		DB30	299				

DCF883B	463	DCL043	479, 563	DDI350	733	DRFLNS	66
DCF883M2	463	DCL044	479	DDM300	733	DS100	666
DCF885	455, 458, 460, 464	DCL050	479	DDM300	733	DS400	722
DCF887	453, 458, 460, 464	DCL050J	563	DDR6465	733, 791	DS410	722
DCF887B	455, 456, 464	DCL060	563	DDR6465	733	DS420	722
DCF887D2	464	DCL070	454	DDR66059F	732	DSC312G1	474
DCF887M2	464	DCL074	454	DDR66059F	733	DST2190	673
DCF889H	462	DCL077B	479	DF899	462	DT1012	189
DCF889HM2	462	DCL079B	479, 563	DH13450	705	DT1416	189
DCF894	463	DCL079R1	454, 479, 563	DH192AV	304	DT150-38CV	777, 824
DCF894HB	463	DCL510	472, 479, 563	DH193AV	304, 824	DT1820	189
DCF894HP2	463	DCMK2	419	DH754	695	DT2224	189
DCF897	462	DCR010	478	DHA7554	663	DT2628	189
DCF897P2	462	DCR025	478	DHPP21835	663	DT3032	189
DCF899	459	DCR028	478	DMC100	733	DTDG2	732, 791
DCF899H	459	DCS312	473	DMCC	771	DTG1014	776
DCF899HP2	462	DCS312B	472, 474	DMCS3	733	DTM1011	189
DCF899P2	462	DCS334B	468	DMG344	732	DTM1213	189
DCG412B	471	DCS334P1	468	DP1	803	DTM1415	189
DCG412P2	471	DCS356B	470	DP10SS	297	DTM1618	189
DCG413	455	DCS356D1	470	DP15N000RD	601	DTM1719	189
DCG413R2	471	DCS367	458, 461, 470	DP15N001RD	601	DTS-13	784
DCG416B	471	DCS367B	455, 456, 470	DP15N002RD	601	DTS-14M	784
DCG418	452	DCS367P1	470	DP18N000RD	601	DTS-15F	784
DCG418B	452	DCS371B	468	DP18N001RD	601	DTS-16F	784
DCG418X1	452	DCS371P1	468	DP18N002RD	601	DTS-17F	784
DCG418X2	452	DCS373B	469	DP40KSS	297	DTS-17M	784
DCGD41458	426	DCS373P2	469	DP5SS	297	DTS-19M	784
DCGD45145811NC	426	DCS380	455, 470	DP6SS	297	DTS-21M	784
DCGD451478	426	DCS380B	470	DP8SS	297	DTS-22M	784
DCGG571	459	DCS380P1	470	DPC6SS	295	DTS37000	722
DCGG571B	471	DCS381	458	DPL10SS	297	DTS5F-SET	784
DCGG571M1	471	DCS389	452	DPL12SS	297	DTS5M-SET	784
DCK1020D2	456	DCS389B	452	DPL16SS	297	DTS6-SET	784
DCK2100D1T1	453	DCS389X1	452	DPL3SS	297	DTS-78	784
DCK211S2	473	DCS389X2	452	DPL4SS	297	DW0521	488
DCK221F2	473	DCS391	455	DPL50KSS	297, 830	DW1354	487
DCK283D2	460	DCS391B	469	DPL6SS	297	DW1361	487
DCK287D1M1	460	DCS565B	469	DPL8SS	297	DW1369	487
DCK287D2	460	DCS565P1	469	DPPG1	714	DW2169	472
DCK294P2	461	DCS570	455, 456	DRB1	308	DW2235IR	490
DCK30354	419	DCS575	452	DRB2	308	DW22812	489
DCK31038	419	DCS578X1	452	DRB3	308	DW22838	489
DCK331F3	472	DCS578X2	452	DRB4	308	DW2541IR	490
DCK397HM2	459	DCSS578B	452	DRB5	308	DW2542IR	490
DCK398HM2	459	DCT414S1	832	DRBG1	308	DW2547IR	490
DCK413S2	472	DCV517B	480	DRBG10	308	DW4809	493
DCK487D1M1	458	DCV517M1	480	DRBG2	308	DW4811	493
DCK489D2	458	DCV5801H	481	DRBG3	308	DW4813	493
DCK560D1M1	457	DCV581H	481	DRBG4	308	DW4856	493
DCK590L2	457	DD5160	486	DRBG5	308	DW4890	493
DCK592L2	455	DDC6027	732, 826	DRBG6	308	DW4892	493
DCK594P2	456	DDC6027	733	DRBG7	308	DW4988	484
DCK695P2	455	DDC61232F	177, 732	DRBG8	308	DW4989	484
DCKSS200F2	473	DDC61232F	733	DRBG9	308	DW8062 Z	494
DCL040	455-458, 459, 563	DDI350	733	DRFLNB	66	DW8807	494



INDEX - SKU NUMBER

DWA1181 - E041004

DWA1181	487	DWE43214NVS	483	E030945	337, 339, 341	E031520	337, 339
DWA1184	487	DWE43244N	483	E030946	337-341, 343	E031521	337, 339
DWA1189	487	DWE46144N	482	E030947	337-341	E031522	337, 339
DWA12HLDFT	491	DWE46266N	482	E030948	337-340, 343	E031523	337
DWA1790IR	487	DWE4997NVS	482	E030949	339, 340	E031524	337
DWA1805	494	DWE4997VS	482	E030950	339, 340	E031525	337
DWA20IRTIN-Z	486	DW02B	201	E030951	339, 340	E031526	337
DWA2NGFT35IR	486	DWP849X	484	E031201	338, 338, 343	E031527	337
DWA2NGFT40IR	486	DWPVTDREV	490	E031202	338, 341, 343	E031528	337
DWA3HLDFT	491	DWST08130	495	E031203	338, 341, 343	E031601	331
DWA4101	493	DWST08203H	495	E031204	338, 341, 343	E031602	331
DWA4174	493	DWST08204	495	E031205	338, 341, 343	E031603	331
DWA4204	485	DWST08205	495	E031206	338, 341, 343	E031604	331
DWA4209	485	DWST08210	495	E031207	338, 341, 343	E031606	332
DWA4211	485	DWST08270	495	E031208	338, 341, 343	E031701	330
DWA4213	485	DWST08810	478, 495	E031209	338, 341	E031702	330
DWA4217	485	DWV010	481	E031301	336, 338, 341	E031703	330
DWA4218	485	DWV012	481	E031302	336, 339-341	E031706	330, 336, 338-343
DWA4531	494			E031303	336, 341	E031803	341
DWAGHLDFT	491	E		E031304	336, 339-341	E031804-US	341
DWABK410SETCS	492	E030103	333	E031305	336, 339-341, 343	E031811-US	340
DWABK461418	492	E030104	333	E031306	336, 339-341, 343	E031812-US	339
DWABK48SETCS	492	E030105	333	E031307	336, 339-341, 343	E031936	342
DWABK491418	492	E030301	333-338, 343	E031308	336, 339-341, 343	E031937	342
DWADEND-2	489	E030302	333-338, 343	E031309	336, 339-341, 343	E031938	342
DWADND-5	489	E030303	333-338, 343	E031310	336, 339-341, 343	E032403	342, 343
DWADTQTR1024	487	E030304	333-338, 343	E031311	336, 339-341, 343	E032404	342, 343
DWADTQTR1032	487	E030305	333-338, 343	E031312	336, 339-341	E032405	342, 343
DWADTQTR10MM15	487	E030306	333-338, 343	E031313	336, 341	E032406	342, 343
DWADTQTR1224	487	E030307	333-338, 343	E031314	337, 339-343	E032407	342, 343
DWADTQTR1420	487	E030308	333-338, 343	E031315	337, 339-343	E032408	342, 343
DWADTQTR3816	487	E030309	333-338, 343	E031334	336	E032409	342, 343
DWADTQTR51618	487	E030310	333-338, 343	E031401	338, 343	E032413	342
DWADTQTR5MM8	487	E030313	333-338, 343	E031402	338, 343	E032414	342
DWADTQTR5SET	487	E030314	333-338, 343	E031403	338, 343	E032415	342
DWADTQTR6MM1	487	E030315	333, 334, 336, 338	E031404	338, 343	E032702	331
DWADTQTR832	487	E030316	333, 334, 336, 338	E031405	338	E032710	331
DWADTQTR8MM125	487	E030317	333, 334, 336	E031406	338	E032711	331
DWAF1H1210	409	E030318	333, 334, 336	E031501	341	E032712	331
DWAFTAS-9	491	E030319	334, 343	E031502	341	E032803	330
DWAIND-5	489	E030320	334-336	E031503	339, 341	E032804	331
DWAIRDG	491	E030322	334, 336	E031504	339, 341	E032805	331
DWAMRAFT	488	E030601	330	E031505	337, 339-341	E032808	330, 343
DWAMRASETFT	488	E030605	330, 334-338, 343	E031506	337, 339-341	E032900	343
DWARA120	488	E030700-US	335	E031507	337, 339-341	E032900-US	342
DWARAFS-Z	488	E030711-US	333	E031508	337, 339-341	E033801	332
DWE315K	485	E030712-US	336, 337	E031509	337, 339-341	E033804	331
DWE402	482	E030935	339, 340	E031510	337, 339-341	E034501	332
DWE402N	482	E030936	339, 340	E031512	337, 339-341	E034502	332
DWE43066	483	E030937	337-340	E031513	337, 339-341	E034503	331
DWE43066N	483	E030938	337-340, 343	E031514	337, 339-341	E034600	332
DWE43115	483	E030939	337-341, 343	E031515	341	E034601	331
DWE43115N	483	E030940	337-341, 343	E031516	337, 339	E034809-US	338
DWE43144	483	E030941	337-341, 343	E031517	337, 339	E034815	335
DWE43214	483	E030942	337-341, 343	E031518	337, 339	E034816	335
DWE43214N	483	E030943	337-341, 343	E031519	337, 339	E034818	334
		E030944	337-341, 343				

E034820-US	334	E040228	351	E040604	355	E040805	357
E034826	341	E040301	347, 351	E040605	355	E040806	357
E034828	341	E040302	347, 351	E040606	355	E040807	357
E034830-US	340	E040303	347, 351	E040607	355	E040808	357
E034836	342	E040304	347, 351	E040608	355	E040809	357
E034837	342	E040305	347, 351	E040609	355	E040810	357
E040012	354	E040306	347, 351	E040610	355	E040811	357
E040101	347, 350	E040307	347, 351	E040611	355	E040812	357
E040102	347, 350	E040308	347, 351	E040612	355	E040813	357
E040103	347, 350	E040309	347, 351	E040613	355	E040814	357
E040104	347, 350	E040310	347, 351	E040701	354	E040901	353, 354
E040105	347, 350	E040311	347, 351	E040702	354	E040902	353, 354
E040106	347, 350	E040312	347, 351	E040703	354	E040903	353, 354
E040107	347, 350	E040313	351	E040704	354	E040904	353, 354
E040108	347, 350	E040314	351	E040705	354	E040905	353, 354
E040109	347, 350	E040315	351	E040706	354	E040906	353, 354
E040110	347, 350	E040316	351	E040707	354	E040907	353, 354
E040111	347, 350	E040317	349	E040708	354	E040908	353, 354
E040112	347, 350	E040318	349	E040709	354	E040909	353, 354
E040114	350	E040319	349	E040710	354	E040910	353, 354
E040115	350	E040320	349	E040711	354	E040911	353, 354
E040116	350	E040321	349	E040712	354	E040912	353, 354
E040117	350	E040322	349	E040713	354	E040913	353, 354
E040123	351	E040323	349	E040714	354	E040914	353
E040124	351	E040324	349	E040729	354	E040915	353
E040125	351	E040325	349	E040730	354	E040916	353
E040126	351	E040326	349	E040731	354	E040917	353
E040127	351	E040327	349	E040732	354	E040918	353
E040128	351	E040328	349	E040733	354	E040919	353
E040129	351	E040401	347, 350	E040734	354	E040920	353
E040130	351	E040402	347, 350	E040735	354	E040921	353
E040131	351	E040403	347, 350	E040736	354	E040922	353
E040132	351	E040404	347, 350	E040737	354	E040923	353
E040203	347, 350	E040405	347, 350	E040738	354	E040924	353
E040204	347, 350	E040406	347, 350	E040739	354	E040925	353
E040205	350	E040407	347, 350	E040740	354	E040926	353
E040206	347, 350	E040408	347, 350	E040741	354	E040927	353
E040207	347, 350	E040409	350	E040742	354	E040932	353
E040208	347, 350	E040410	350	E040743	353	E040933	353
E040209	347, 350	E040412	350	E040744	353	E040934	353
E040210	347, 350	E040413	350	E040745	353	E040935	353
E040211	350	E040415	349	E040746	353	E040936	353
E040212	350	E040416	349	E040747	353	E040937	353
E040213	350	E040417	349	E040748	353	E040938	353
E040214	350	E040418	349	E040749	353	E040939	353
E040215	351	E040419	349	E040750	353	E040940	353
E040216	351	E040420	349	E040751	353	E040941	353
E040217	351	E040421	349	E040752	353	E040942	353
E040218	351	E040422	349	E040753	353	E040943	353
E040219	351	E040423	349	E040754	353	E040944	353
E040220	351	E040424	349	E040755	353	E040945	353
E040221	351	E040425	349	E040756	353	E040946	353
E040222	351	E040426	349	E040801	355, 357	E041001	357
E040223	351	E040506	347, 351	E040802	355, 357	E041002	357
E040224	351	E040509	351	E040803	357	E041003	357
E040227	351	E040603	355	E040804	355, 357	E041004	357



INDEX - SKU NUMBER

E041005 - E110935

E041005	357	E041401	358	E041641	355	E041701	346
E041006	357	E041402	358	E041642	346	E041702	346
E041007	357	E041403	358	E041643	347	E041703	346
E041011	354, 355, 357	E041404	358	E041644	345	E041704	346
E041012	355, 357	E041405	358	E041645	345	E041705	346
E041013	357	E041406	358	E041646	353	E041706	346
E041014	357	E041407	358	E041648	348	E041707	346
E041015	357	E041408	358	E041649	348	E041708	346
E041016	357	E041409	358	E041650	348	E041709	346
E041017	357	E041410	358	E041651	348	E041710	346
E041100	359	E041411	358	E041654	353	E041711	346
E041101	359	E041412	358	E041655	353	E041712	346
E041102	359	E041413	358	E041656	348	E041713	346
E041103	359	E041414	358	E041657	352	E041714	346
E041104	359	E041415	358	E041658	348	E041715	345
E041105	359	E041416	358	E041659	348	E041716	345
E041106	359	E041417	358	E041660	352	E041717	345
E041109	359	E041418	358	E041661	352	E041718	345
E041110	359	E041419	358	E041662	348	E041719	345
E041111	359	E041420	358	E041663	348	E041720	345
E041112	359	E041421	358	E041664	348	E041721	345
E041113	359	E041440	358	E041665	348	E041722	345
E041114	359	E041442	358	E041666	348	E041723	345
E041200	358	E041445	358	E041667	348	E041724	345
E041205	358	E041446	358	E041668	348	E041725	345
E041206	358	E041448	358	E041669	348	E041726	345
E041207	358	E041449	358	E041670	348	E041727	352
E041208	358	E041451	358	E041671	348	E041728	352
E041209	358	E041453	358	E041672	348	E041729	352
E041210	358	E041454	358	E041673	348	E041730	352
E041211	358	E041502	359	E041674	348	E041731	352
E041212	358	E041503	359	E041675	348	E041732	352
E041213	358	E041504	349	E041676	348	E041733	352
E041214	358	E041505	349	E041677	348	E041734	352
E041215	358	E041506	349	E041678	348	E041735	352
E041216	358	E041507	349	E041679	348	E041736	352
E041217	358	E041510	349	E041680	348	E041737	352
E041218	358	E041511	349	E041681	348	E041738	352
E041219	358	E041512	349	E041682	348	E041739	352
E041220	358	E041513	349	E041683	348	E041740	352
E041221	358	E041605-US	357	E041684	348	E041741	352
E041222	358	E041609	357	E041685	348	E041742	352
E041223	358	E041622	359	E041686	348	E041743	352
E041224	358	E041627	349	E041687	348	E041744	352
E041225	358	E041628	349	E041688	348	E041745	352
E041226	358	E041629	350	E041689	348	E041746	352
E041227	358	E041630	351	E041690	348	E041747	352
E041228	358	E041631	350	E041691	348	E041748	352
E041229	358	E041632	350	E041692	348	E041749	352
E041230	358	E041634	351	E041693	348	E041750	352
E041231	358	E041635	351	E041694	348	E041751	352
E041301	358	E041636	354	E041695	348	E041752	352
E041302	358	E041637	353	E041696	348	E041753	348
E041303	358	E041638	355	E041697	348	E041754	348
E041306	359	E041639	357	E041698	348	E041755	348
E041400	358	E041640	354	E041699	348	E041756	348

ED41757	348	E050000	356	E050056	352	E110201	322
ED41758	348	E050001	352	E050057	352	E110202	322
ED41759	348	E050002	356	E050058	352	E110203	322
ED41760	348	E050003	352	E050059	352	E110204	322
ED41761	348	E050004	356	E050060	356	E110205	322
ED41762	348	E050005	356	E050061	356	E110206	322
ED41763	348	E050006	356	E050062	356	E110208	322
ED41764	348	E050007	356	E050063	356	E110209	322
ED41765	348	E050008	356	E050064	356	E110211	322
ED41766	348	E050009	356	E050065	356	E110214	322
ED41767	348	E050010	356	E050066	356	E110215	322
ED41768	348	E050011	356	E050067	356	E110310-US	323
ED41769	348	E050012	356	E050068	356	E110313-US	323
ED41770	348	E050013	356	E050069	356	E110315	322
ED41771	348	E050014	356	E050070	356	E110317	322
ED41772	348	E050015	356	E050071	356	E110601A	324
ED41801	346	E050016	356	E050072	356	E110602	324
ED41802	346	E050017	356	E050073	356	E110603	324
ED41803	346	E050018	356	E050074	356	E110807	329
ED41804	346	E050019	356	E050075	356	E110808	329
ED41805	346	E050020	356	E050076	356	E110809	329
ED41806	346	E050021	356	E050077	356	E110810	329
ED41807	346	E050022	356	E050078	356	E110811	329
ED41808	346	E050023	356	E050079	352	E110812	329
ED41809	346	E050024	356	E050080	352	E110813	329
ED41810	346	E050025	356	E050081	352	E110901	328
ED41811	345	E050026	356	E050082	352	E110902	328
ED41812	345	E050027	356	E050083	352	E110903	328
ED41813	345	E050028	356	E050084	352	E110904	328
ED41814	345	E050029	356	E050085	352	E110905	328
ED41815	345	E050030	356	E050086	352	E110906	328
ED41816	345	E050031	356	E050087	352	E110907	328
ED41901	346	E050032	356	E050088	352	E110908	328
ED41902	346	E050033	352	E050089	352	E110909	328
ED41903	346	E050034	352	E050090	352	E110910	328
ED41904	346	E050035	352	E050091	352	E110911	328
ED41905	346	E050036	352	E050092	352	E110912	328
ED41906	346	E050037	352	E050093	352	E110914	329
ED41907	346	E050038	352	E050094	352	E110916	329
ED41908	346	E050039	352	E050095	352	E110917	329
ED41909	346	E050040	352	E050096	352	E110918	329
ED41910	346	E050041	352	E050097	352	E110919	329
ED41911	346	E050042	352	E080614	353	E110921	329
ED41912	346	E050043	352	E080615	353	E110923	329
ED41913	346	E050044	352	E080616	353	E110924	327
ED41914	346	E050045	352	E080617	353	E110925	327
ED42001	346	E050046	352	E080618	353	E110926	327
ED42002	346	E050047	352	E080619	353	E110927	327
ED42003	346	E050048	352	E080620	353	E110928	327
ED42004	346	E050049	352	E080621	353	E110929	327
ED42005	346	E050050	352	E080622	353	E110930	327
ED42006	346	E050051	352	E080623	353	E110931	327
ED42007	346	E050052	352	E080624	353	E110932	327
ED42008	346	E050053	352	E080625	353	E110933	327
ED42009	346	E050054	352	E080626	353	E110934	327
ED42010	346	E050055	352	E090103	329	E110935	327



INDEX - SKU NUMBER

E110952 - E117727

E110952	326, 327	E111034	328	E113201	323	E113292	324
E110954	328	E111035	328	E113202	323	E113293	324
E110955	328	E111036	328	E113204	323	E113294	324
E110956	328	E111040	327	E113205	323, 337	E113295	324
E110957	328	E111041	327	E113206	323, 337	E113300	326, 327
E110958	328	E111042	327	E113207	323, 337	E113301	326, 327
E110959	328	E111043	327	E113208	323, 337	E113302	326, 327
E110960	326, 327	E111044	327	E113209	323, 337	E113303	326, 327
E110970	326	E111045	327	E113210	323, 337	E113304	326, 327
E110971	326	E111050	327	E113211	323, 337	E113305	326, 327
E110972	326	E111051	327	E113212	323, 337	E113306	326, 327
E110973	326	E111052	327	E113213	323, 337	E113307	326, 327
E110974	326	E111053	327	E113214	323, 337	E113308	326, 327
E110975	326	E111054	327	E113215	323	E113309	326, 327
E110976	326	E111055	327	E113216	323	E113310	326, 327
E110977	326	E111056	327	E113217	323	E113311	326, 327
E110978	326	E111101-US	327	E113218	323	E113312	322
E110979	326	E111102	328	E113219	323	E113313	322, 337
E110980	326	E111104	828	E113220	323	E113314	322, 337
E110981	326	E111104-US	329	E113221	323	E113315	322, 337
E110983	326	E111105	329, 828	E113222	323	E113316	322, 337
E110984	326	E111106-US	326	E113223	323	E113317	322, 337
E110985	326	E111109	328	E113224	323	E113318	322, 337
E110986	326	E111111	326	E113225	323	E113319	322, 337
E110987	326	E111113	327	E113226	323	E113321	324
E110988	326	E111114	328	E113228	323	E113322	324
E110989	326	E111119	326	E113229	323	E113323	324
E110990	326	E111120	326	E113230	322, 337	E113324	324
E111002	326	E111135	328	E113235	322	E113325	324
E111003	326	E111201	325	E113236	322	E113326	324
E111004	326	E111300	324	E113250	325	E113328	324
E111005	326	E111301	324	E113251	325	E113329	324
E111006	326	E111302	324	E113252	325	E113358	322, 337
E111007	326	E111303	324	E113253	325	E113359	322
E111008	326	E111304	324	E113254	325	E113360	322
E111009	326	E111409	325	E113255	325	E113361	322
E111010	326	E111500	324	E113256	325	E113362	322
E111011	326	E111706A	324	E113257	325	E113363	322
E111012	326	E111712	324	E113258	325	E113367	324
E111013	326	E112301	325	E113259	325	E113368	324
E111014	326	E112309	325	E113262	325	E113450	349
E111017	326	E112310	325	E113265	325	E113451	349
E111018	326	E112311	325	E113267	325	E113452	349
E111020	328	E112312	325	E113268	325	E113453	349
E111022	328	E112313	325	E113272	325	E113454	349
E111023	328	E112314	325	E113275	325	E113455	349
E111024	328	E112401	325	E113279	325	E113460	326
E111025	328	E112402	325	E113281	325	E113466	357
E111026	328	E112403	325	E113282	325	E113468	359
E111027	328	E112404	325	E113285	325	E113469	359
E111028	328	E112405	325	E113286	325	E113470	359
E111029	328	E112501	325	E113287	325	E113471	359
E111030	328	E112502	325	E113288	325	E113472	359
E111031	328	E112503	325	E113289	324	E113473	359
E111032	328	E112701	329	E113290	324	E113474	359
E111033	328	E113200	323	E113291	324	E113475	359

E113476	359	E113626	356	E113837	343	E117350	333, 334-338, 343
E113477	359	E113627	356	E113838	343	E117351	333, 334-338, 343
E113478	359	E113628	356	E113839	343	E117352	333, 334-338, 343
E113479	359	E113629	356	E113840	343	E117353	333, 334-338, 343
E113480	358	E113630	356	E113842	343	E117354	333-336
E113481	358	E113631	333, 337	E113850	332, 339, 340	E117355	331, 333, 335
E113482	358	E113632	333, 337	E113851	332	E117356	332, 335
E113483	358	E113633	333, 337	E113910	332-334, 336, 338	E117358	332, 337
E113484	358	E113648	332	E114401	323	E117359	332, 333, 335
E113485	358	E113652	337	E114402	323	E117360	332-336, 337
E113486	358	E113654	337	E114403	323	E117361	331, 339, 340
E113487	359	E113685	333, 337	E114404	323	E117363	332, 338-343
E113488	359	E113686	333, 337	E114405	323	E117364	332, 339
E113489	355	E113687	333, 337	E114406	323	E117365	332, 337, 339
E113490	355	E113708	342	E114407	323	E117366	332, 339
E113491	355	E113710	332	E114408	323	E117367	332, 339, 340
E113492	355	E113711	332	E114409	323	E117370	326, 327
E113493	355	E113730	324	E114410	323	E117371	326, 327
E113494	355	E113740	343	E114411	323	E117372	326, 327
E113495	355	E113741	343	E114412	323	E117373	326
E113496	355	E113742	343	E117086	342	E117374	326
E113497	355	E113743	343	E117087	342	E117376	324
E113498	355	E113744	343	E117088	342	E117377	326, 327
E113499	355	E113745	343	E117089	342	E117378	326, 327
E113500	349	E113746	343	E117090	342	E117388	325
E113501	349	E113748	343	E117091	342	E117391	325
E113502	349	E113749	343	E117092	342	E117392	325
E113503	349	E113751	333, 336	E117093	342	E117394	325
E113504	349	E113752	333, 334, 336	E117094	342	E117395	332
E113505	349	E113753	334, 336	E117095	342	E117396	332
E113506	349	E113754	333, 334, 336	E117096	342	E117397	332
E113588	355	E113756	333, 334, 336	E117097	342	E117398	332
E113589	355	E113757	333, 334, 336	E117098	342	E117688	333, 335-8, 343
E113592	355	E113758	333, 334, 336	E117099	342	E117700	322
E113594	355	E113759	333, 334, 336	E117250	342	E117701	322
E113595	355	E113760	333, 334, 336	E117251	342	E117702	322
E113596	355	E113761	333, 334, 336	E117252	342	E117703	322
E113597	355	E113762	334, 336	E117253	342	E117704	322
E113598	355, 357	E113770	333	E117254	342	E117705	322
E113599	355, 357	E113771	332-338, 343	E117255	342	E117706	322
E113600	355, 357	E113772	332-334, 337	E117256	342	E117707	322
E113605	355, 357	E113814	332	E117257	342	E117708	322
E113606	355, 357	E113815	331	E117258	342	E117709	322
E113607	355, 357	E113816	331	E117259	331, 342	E117710	322
E113608	355, 357	E113817	332	E117260	332, 342, 343	E117711	322
E113609	355, 357	E113819	331	E117261	332, 342	E117712	322
E113610	355, 357	E113820	332	E117262	332	E117713	322
E113611	355, 357	E113821	332	E117263	332	E117714	322
E113612	355, 357	E113822	332	E117264	332, 342	E117720	324
E113613	357	E113823	332	E117293	333, 335-338, 343	E117721	324
E113614	357	E113824	332	E117294	333, 334-338, 343	E117722	324
E113615	357	E113832	343	E117295	333, 334-338, 343	E117723	324
E113622	356	E113833	343	E117296	333, 334-338, 343	E117724	324
E113623	356	E113834	343	E117297	333, 334-338, 343	E117725	324
E113624	356	E113835	343	E117298	333, 334-338, 343	E117726	324
E113625	356	E113836	343	E117299	333, 334-338, 343	E117727	324



INDEX - SKU NUMBER

E117728 - FP310MA-3

E117728	324	E150301	360	EM680	521	ET40M	516
E117729	324	E150302	360	EM710	832	ET50M	516
E117730	324	E150303	360	EM720C	523	ET60M	516
E117731	324	E150304	360	EM720T	521	ET6100	531
E117732	324	E150804	360	EM721	520	ET61030	543
E117733	324	E150805	360	EM823	520	ET6250	499
E117734	324	E160301	337	EMS200A	700	ET64900	536
E117735	324	E164978	337	E034835-US	336, 337	ET64970	525
E117736	324	E165017	337	E040509	347	ET70M	516
E117737	324	E165206	337	ES1000G	614	ET72	525
E117738	324	E165207	337	ES750A	614	ET7200	498
E117739	324	E165482	337	ESB700A	614	ET74	525
E117740	324	E168733	332	ESC22TALL	40, 41, 59	ET74-2	525
E117741	324	E187366	329	ETO525	518	ET76562	526, 832
E117742	324	E187368	329	ET110ANX	513, 515	ET7866	538
E117743	324	E187470	329	ET111X	525, 826	ET7893	539
E117750	361	E187472	329	ET112X	525	ET7897	539
E117751	361	E187473	329	ET113X	525	ET8000	539
E117752	361	E2722-B	38, 40, 41	ET114X	525	ET8005	536
E117753	361	E2722-B-RDBK	178	ET115X	524	ET8017	536
E117754	361	E2722COVER	53	ET116X	524	ET8024	539
E117768	337	E2722COVERSET	53	ET1210ANX	513, 515	ET8025	538
E117781	333, 337	E2722TC-B	41, 59	ET1224AZ	685	ET8026	538
E117782	333, 337	E2722TC-B	40	ET1505ANX	826	ET8027	538
E117783	333, 337	E4122-B	38, 40, 41, 59	ET1510ANX	513, 514	ET8028	538
E117784	333, 337	E4122COVER	53	ET26330	525	ET8029	538
E117786	333, 337	E4122COVERSET	53	ET28830	524	ET8040A	539
E117787	333, 337	E4122LNXTOP	53	ET302M	828	ET8041	284, 540
E117820	329	E4122TC-B	40, 41, 59	ET304B	828	ET8042	540
E117821	329	E418226	360	ET3055D	523	ET8043	539
E117822	329	E418230	360	ET3055D-1	523	ET8044	540
E117823	329	E418231	360	ET3055D-10	523	ET8047	540
E117824	329	E418232	360	ET3055D-2	523	ET8048	540
E117825	329	E418233	360	ET3055D-3	523	ET80M	516
E117905	329	E418234	360	ET3055D-4	523	ET8100	284
E117906	329	E418235	360	ET3055D-5	523	ET8150-HD	510
E130101	333, 337	E5422-B	38, 41, 59	ET3055D-6	523	ET8250-HD	510
E130103	333, 337	E5422-B-FB	38	ET3055D-7	523	ET82650	536
E130104	333, 337	E5422COVER	53	ET3055D-8	523	ET9010	540
E131601	332	E5422COVERSET	53	ET3055D-9	523	ET9036	535
E131701	344	E5422LNXTOP	53	ET32150	531	ET9037	535
E131702	344	E5422TC-B	41, 59	ET3288	506	ET9038	535
E132601	356	EB118X1KT	432, 836	ET3288-03	506	ET9038A	535
E132602	356	EB12VT	432, 836	ET3288-06	506	ET9039	535
E132603	356	EB134X34TCS	432	ET3288-09	506	ET90MP	516
E132604	356	EB1X118ST	432, 836	ET3288-16	506	ET9101	541
E132605	356	EB234X78CS	432	ET3288-SC	506	ET9102	541
E132606	356	EB34X1ST	432, 836	ET3289	506	ET9107A	541
E132607	356	EC2T	614	ET3290	506	ET91932	508
E150106	360	ECS37	542	ET3291	506	ET91932-01	508
E150107	360	FFP8FL	605	ET3415	507	ET91932-02	508
E150108	360	FFP9FL	605	ET3420-HD	514	ET91932-03	508
E150109	360	EH324	615	ET3450	500, 502, 504, 507	ET91932-04	508
E150110	360	EM111	522	ET348X	524	ET91932-05	508
E150115	360	EM112	521	ET3569M	531	ET9200ADV	502
E150116	360	EM121	522	ET3914	507	ET9200-DOCK	500, 502, 504

ET9200PRO	504	EXL7RBRT	156	FCC4SS	177, 295	FG26	716
ET9200-UPDS	502, 504	EXPERTMASTER	362	FCC8SS	295	FG275	177, 734
ET95902	528	EXRAIL10	345, 348	FCHD1B	640, 824	FG4450	177, 734
ET95904	531	EXRAIL13	348-352	FCM5435B	640	FGP1	716
ET95910	530	EXRAIL19X7-2	348	FCR2B	640	FIP76462	526, 832
ET95910	828	EXRAIL20	350-357	FCS1	724	FIT1200MS	721, 832
ET95911	531	EXRAIL6	345	FCS1A	724	FIT810B	721
ET95912	530	EXT3	783.784	FCS1B	724	FL300A	560
ET95913	531	EXT3A	785	FCS1C	724	FL399	562
ET95916	529	EXTRAY19X7-2	352, 354, 356	FCSA	724	FL399RC	562
ET95917	530	EXTRAY19X7-3	352, 356	FCSA1	724	FL431A	824
ET95922	529	EXTRAY22-3.5	346, 347	FCSA2	724	FL431A	560
ET95923	531	EXTRAY22X5	350-357	FCSA3	724	FL432	561
ET95924	528			FCW6120	695	FL577	562
ET95947	530			FCW6150B	695	FL607	561
ET95958	529			FCW61600	695	FL769	560
ET95959	529			FCW95210	695	FL773	562
ET95961	528			FCW9980A	695	FL790A	560
ET96019	526			FCWAHSET	694	FL800RA	560
ET96041	531			FD455811Z36T27	425	FL831	826
ET96059	528			FD455811Z60T27	425	FL98583	562
ET96072	528			FD455811Z80T27	425	FLT1032A	723
ET96074	530			FD4578Z36T27	425	FLT1232A	723
ET96466	530			FD4578Z60T27	425	FLT1632B	723
ET96467	531			FD4578Z80T27	425	FLT782AB	723
ET96468	530			FD60L	729	FLT832A	723
ET96469	530			FD622	642, 826	FLTS893A	723
ET96470	529			FD907-03	131	FLUNIVHLD	562
ET96471	529			FDMX102	131	FOAM14E-38COMBO	171, 178
ET96473	530			FDMX103	131	FOAM14E-PLIERS	176, 178
ETHDM	517			FDR108	65	FOAM14E-PTRRWMET	174
EV9504	546			FDX104	131	FOAM14E-PTRRWSAE	174
EV9510-0011	547			FE6295A	809	FOAM14E-PTSRRW	175
EV9510-0017-12	547			FE8000	743	FOAM14E-SCREWDR	176, 178
EV9510-0017-20	547			FF310	533	FOAM21E-PTWRENCH	173, 178
EV9510-0017-40	547			FF350	722	FOAM7E-12DRIVE	169, 178
EV9510B	547			FF4470	712, 769	FOAM7E-12MET	168, 178
EV9520	546			FFW700	725	FOAM7E-12SAE	168, 178
EWBA	424			FG002	177, 826	FOAM7E-14COMBO	170, 178
EX1RBRT	156			FG002	734	FOAM7E-38DRIVE	169
EX1RBRTFOR	156, 163			FG013	734	FOAM7E-38MET	166
EX2RBRT	156			FG015	734	FOAM7E-38SAE	166
EX2RBRTFOR	156, 163			FG030	177	FOAM7E-FLAREWR	175, 178
EX3RBRT	156			FG030	734	FOAM7E-ISSAE	167
EX3RBRTFOR	156, 163			FG10EZG-010	734	FOAM7E-ISSMET	167
EX4RBRT	156			FG10EZG-012	734	FOAM7E-MEASURE	177, 178
EX4RBRTFOR	156, 163			FG10EZG-014	734	FOAM7E-PCCOMBO	177, 178
EX5RBRT	156			FG10EZG-016	734	FOAM7E-PICKSCR	177, 178
EX5RBRTFOR	156, 163			FG10EZG-018	734	FOAM7E-TORXHEX	172, 178
EX6RBRT	156			FG10EZG-020	734	FOCP	631, 641
EX6RBRTFOR	156, 163			FG10EZG-022	734	FP310MA	773
EX7RBRT	156			FG10EZG-024	734	FP310MA	715
EX7RBRTFOR	156, 163			FG10EZG-027	734	FP310MA-1	773
EXL4RBRT	156			FG10EZG-030	734	FP310MA-1	715
EXL5RBRT	156			FG10S	734	FP310MA-3	773
EXL6RBRT	156			FG15	734	FP310MA-3	715



INDEX - SKU NUMBER

FP310MA-5 - ITR946

FP310MA-5	773	GGA850	821	HDIDS609	298	HKL12RBRT	270
FP310MA-5	715	GGA860	821	HDPP9750A	705	HKL13B	271
FP310MA-6	773	GGA870	821	HFL4790	773	HKL13RBRT	270
FP310MA-6	715	GGA880	821	HFZ38250YW	443	HKL14B	271
FP310MA-7	715, 773	GGA890	820	HFZ3825YW2	443	HKL14RBRT	270
FS200CC	803	GGA8B	821	HFZ3850YW2	443	HKL15B	271
FS21250	533	GGC05031	820	HFZG12050QN	443	HKL15RBRT	270
FS241M	793	GJ100	820	HFZP3806YW2B	442	HKL16B	271
FS242	793, 832	GP102	735	HFZP3850YW2	443	HKL17B	271
FT131107	703, 782	GP102TJ	735	HG150	656	HKL3B	271
FT131108	703, 782	GP105	735	HG1500K	656	HKL3RBRT	270
FT158B	793	GP105B	735	HG6575	786, 814	HKL4B	271
FT159B	794	GP105TJ	735	HG750	656	HKL4RBRT	270
FT15Q	714	GP107	735	HH1000	667	HKL5B	271
FT166	794	GS19HD	821	HH250	667	HKL5RBRT	270
FT495E	672	H		HK10B	271	HKL6B	271
FT-86A	817	HAGP18	678	HK10SB	277	HKL6RBRT	270
FT-86B	817	HAR4540	650	HK11B	271	HKL7B	271
FT-86C	817	HB531B	705	HK11WR	273	HKL7RBRT	270
FT-86D	817	HC083	688	HK12B	271	HKL8B	271
FT-86E	817	HC088	688	HK12SB	277	HKL8RBRT	270
FW110	432	HC104	688	HK12WR	273	HKL9B	271
FW1160	432	HC108	688	HK13B	271	HKL9RBRT	270
FW1180	432	HC112	688	HK13WR	273	HKLM1.5B	271
FW210	432	HC116	688	HK14B	271	HKLM1.5RBRT	270
FW2160	432	HC1175	688	HK14SB	277	HKLM10B	271
FW2180	432	HC120	688	HK14WR	273	HKLM10RBRT	270
FW310	432	HC124	688	HK15B	271	HKLM12B	271
FW3160	432	HC132	688	HK15WR	273	HKLM2.5B	271
FW3180	432	HC130Z.	635	HK16B	271	HKLM2.5RBRT	270
FWD2740	781	HC16200	812	HK16SB	277	HKLM2B	271
FX92500	618	HC2.5	635	HK17B	271	HKLM2RBRT	270
G		HC2.5-DISP	635	HK18B	271	HKLM3B	271
G24A	223	HC30Z.	635	HK19B	271	HKLM3RBRT	270
GC8SS	295	HC4SET	772	HK1B	271	HKLM4B	271
GC950	706	HC64TS	635	HK20SB	277	HKLM4RBRT	270
GC950P01	706	HC9060	635	HK24SB	277	HKLM5B	271
GC950P02	706	HCP18001	771	HK2B	271	HKLM5RBRT	270
GC950P03	706	HCP225	771	HK3B	271	HKLM6B	271
GC950P04	706	HCP226	773	HK3SB	277	HKLM6RBRT	270
GC950P05	706	HCP22850	724	HK4B	271	HKLM8B	271
GC950P06	706	HCP255S	832	HK4SB	277	HKLM8RBRT	270
GC950P07	706	HCP554	770, 823	HK5B	271	HKM.7B	271
GC950P08	706	HCP555	770, 823	HK5SB	277	HKM.9B	271
GC950P10	706	HCP556	770	HK6B	271	HKM1.3B	271
GC950P11	706	HCP650A	812	HK6SB	277	HKM1.5B	271
GEN807SX	267	HCP733A	771	HK7B	271	HKM1.5SB	277
GEN807X	267	HCP734A	771	HK8B	271	HKM10B	271
GG33HD	821	HCP900	772	HK8SB	277	HKM10SB	277
GG43HD	821	HCP901	772	HK9B	271	HKM12B	271
GG53HD	821	HCPP-30Z.	635	HK9SB	277	HKM14B	271
GG63HD	821	HCPP-400ML	635	HKL10B	271	HKM17B	271
GGA810	821	HCPR1	812	HKL10RBRT	270	HKM17WR	273
GGA820	821	HCW110	635	HKL11B	271	HKM19B	271
GGA830	821	HD13350	705	HKL11RBRT	270	HKM19WR	273
GGA840	821	HDH6010A	700	HKL12B	271	HKM2.5B	271

HKM2.5SB	277	HKS1EA	274, 276	HKTT15RBRT	269	HS548C	423
HKM2.5WR	273	HKS2.0MMEA	276	HKTT20A	277	HS550C	423
HKM2B	271	HKS2.2EA	274, 276	HKTT20RBRT	269	HS5511C	423
HKM2SB	277	HKS2.5MMEA	274, 276	HKTT25A	277	HS5514C	423
HKM2WR	273	HKS2EA	274, 276	HKTT25RBRT	269	HS552C	423
HKM3B	271	HKS2MMEA	274	HKTT27A	277	HS5545C	423
HKM3SB	277	HKS3.5MMEA	276	HKTT27RBRT	269	HS554C	423
HKM3WR	273	HKS3MMEA	274, 276	HKTT30A	277	HS556C	423
HKM4B	271	HKS4.5MMEA	276	HKTT30RBRT	269	HS558C	423
HKM4SB	277	HKS4MMEA	274, 276	HKTT40A	277	HS560C	423
HKM5B	271	HKS5.5MMEA	276	HKTT40RBRT	269	HS562C	423
HKM5SB	277	HKS5MMEA	274, 276	HLO094	773	HS564C	423
HKM6B	271	HKS6MMEA	274, 276	HLO095	773	HS566C	423
HKM6SB	277	HKS7EA	274, 276	HLO096	773	HS568C	423
HKM8B	271	HKS7MMEA	276	HMP050	410	HS570C	423
HKM8SB	277	HKS8EA	274, 276	HMP050-SP2	410	HS572C	423
HKMPH102	275	HKS8MMEA	274, 276	HMP054	410	HS576C	423
HKMPH106	275	HKS9EA	274, 276	HPF100	666	HS580C	423
HKMPH122	275	HKS9MMEA	276	HPP900	772	HS588C	423
HKMPH142	275	HKT10MMRBRT	269	HPP901	772	HS592B	423
HKMPH172	275	HKT10RBRT	269	HRF8A	279	HS596C	423
HKMPH42	275	HKT12RBRT	269	HS12X6	54	HS8535C	423
HKMPH46	275	HKT2.5MMRBRT	269	HS24X6	54	HS9596C	423
HKMPH52	275	HKT2.5RBRT	269	HS30-I	293, 824	HSB1224A-I	293, 824
HKMPH56	275	HKT2MMRBRT	269	HS509C	423	HSDBF-564	314
HKMPH62	275	HKT3MMRBRT	269	HS510C	423	HSDBF-764	314
HKMPH66	275	HKT3RBRT	269	HS511C	423	HT056	677
HKMPH72	275	HKT4MMRBRT	269	HS512C	423	HT142	667
HKMPH76	275	HKT4RBRT	269	HS513C	423	HT165	794
HKMPH82	275	HKT5MMRBRT	269	HS514C	423	HT3134	697
HKMPH86	275	HKT5RBRT	269	HS515C	423	HT90200	814
HKPH102	275	HKT6MMRBRT	269	HS516C	423	HT976B	780
HKPH122	275	HKT6RBRT	269	HS517C	423	HTBFT	794
HKPH142	275	HKT7RBRT	269	HS518C	423	HTCAT1	702
HKPH162	275	HKT8MMRBRT	269	HS519C	423	HTK-2LT	645
HKPH202	275	HKT8RBRT	269	HS520C	423		
HKPH206	275	HKTB10MMRBRT	270	HS521C	423	I10FL	600
HKPH242	275	HKTB10RBRT	270	HS522C	423	I12N300	602
HKPH246	275	HKTB12RBRT	270	HS523C	423	I12N301	602
HKPH322	275	HKTB2.5MMRBRT	270	HS524C	423	I12N302	602
HKPH326	275	HKTB2.5RBRT	270	HS525C	423	I12N303	602
HKPH362	275	HKTB2MMRBRT	270	HS526C	423	IPA7899	707
HKPH366	275	HKTB3MMRBRT	270	HS528C	423	IPA8050	410
HKPH402	275	HKTB3RBRT	270	HS529C	423	IPA8051	410
HKPH406	275	HKTB4MMRBRT	270	HS530C	423	IPA8052	410
HKS0EA	274, 276	HKTB4RBRT	270	HS532C	423	IPA8053	410
HKS1.27MMEA	276	HKTB5MMRBRT	270	HS533C	423	IPA8080	286, 745
HKS1.5MMEA	274, 276	HKTB5RBRT	270	HS534C	423	IPA8081	286, 745
HKS10EA	274, 276	HKTB6MMRBRT	270	HS536C	423	IPA8088	745
HKS10MMEA	274, 276	HKTB6RBRT	270	HS537C	423	IPA8090B	745
HKS11EA	274, 276	HKTB7RBRT	270	HS538C	423	IPA8090S	745
HKS12EA	274, 276	HKTB8MMRBRT	270	HS540C	423	IPR68210A	697
HKS13EA	276	HKTB8RBRT	270	HS541C	423	IS1140	697
HKS13WA	274	HKTT10A	277	HS542C	423	ITR80400	526
HKS14EA	274, 276	HKTT10RBRT	269	HS544C	423	ITR48260	809
HKS15EA	274, 276	HKTT15A	277	HS546C	423	ITR946	809

INDEX - SKU NUMBER

J5868 - M425TA

J							
J5868	109	L22990	723	L56200	674	LHCD10	310
JB20T	611	L29090	816	L56750	719	LHCD11	310
JS10K	611	L29100	799	L57010	710	LHCD12	310
JS12T	612	L29350	799	L57020	710	LHCD13	310
JS22T	612	L30600	725, 798	L57030	710	LHCD14	310
JS3000AL	612	L31550	781	L57040	710	LHCD15	310
JS3T	612	L32860	672	L59370	699	LHCD2	309, 310
JS3T-LG	612	L33500	701	L60200	711	LHCD2.5	310
JS3T-OR	612	L34920	673	L60900	764	LHCD3	309, 310
JS6T	612	L35240	664	L61060	710	LHCD4	309, 310
JSA1000SJ	611	L35400	674	L61090	710	LHCD5	309, 310
JSA200EL	610, 611	L37050	722	L61110	710	LHCD6	310
JSA200RS	610, 611	L37160	725	L61130	710	LHCD7	310
JSA2200AJ	611	L37300	722	L61450	708	LHCD8	310
JSA300AJ	610, 611	L37410	702	L61500	708	LHCD9	310
JSA350LR	610, 611	L38210	787	L61900	703	LIS13280	709
JSA350LR-LG	610	L38780	713	L63000	725	LIS13290	709
JSA350LR-OR	610	L39000	704	L63250	709	LIS13310	709
JSA500SJ	611	L39160	722	L63600	709	LIS13320	709
JSTLP1200	613	L39190	773	L65600	717	LIS13920	787
JSTT1000	613	L39210	722	L65700	717	LIS13930	787
JSTTA1000	613	L39250	787	L659BP	444	LIS13940	787
JSTTA1000	613	L39300	787, 815	L661BP	444	LIS13990	787
JT227	723	L40460	56	L66540	643	LIS14150	787
JT34DT	723	L40490	56	L67000	724	LIS14600	709
JT-FTS	614	L40750	789	L68250	660	LIS29600	667
		L41080	677	L70450	562	LIS29810	667
		L41090	677	L70860	316	LIS29820	667
		L41220	819	L70880	316	LIS29830	667
		L41440	819	L70900	316	LIS34750	722
		L42400	722	L70940	316	LIS37010	722
		L42480	677	L71020	789	LIS37020	722
		L43370	694	L71040	789	LIS37030	722
		L43390	694	L71070	562	LIS37040	722
		L44210	789, 790	L77060	704	LIS37060	722
		L44220	789, 790	L77080	704	LIS37300	725
		L44800	789, 795	L77100	704	LIS37500	722
		L44870	667	L77110	704	LIS39430	722
		L46750	789	L77120	704	LIS39440	722
		L47400	789	L80380	772	LIS39450	722
		L48300	715	L81200	672	LIS39460	722
		L48400	789, 796	L815-5BP	444	LIS39810	722
		L48600	664	L81850	789	LIS39820	722
		L48700	715	L8250	443	LIS39830	722
		L49000	785	L8305FZ	443	LIS39840	722
		L49100	789, 794	LASTRAY	133	LIS42060	677
		L49960	417	LAW12-R	201	LIS43380	694
		L50550	707	LAW12-Y	201	LIS43410	694
		L50700	789	LC1912A	664	LIS43420	694
		L50720	707	LD11102	713	LIS43430	694
		L50750	707	LDA18130	713	LIS43440	694
		L51880	673	LF12	299	LIS43470	694
		L53250	711	LF16	299	LIS43580	694
		L53500	711	LF21	299	LIS43840	694
		L53700	711	LF6	299	LIS43860	694
		L54150	763	LHCD1	309, 310	LIS43870	694

LIS43890	694	LIS69870	720	M106R	70, 170	M162R	70
LIS44300	701	LIS69880	720	M1075TA	307	M166PT	136
LIS53790	704	LIS69930	720	M10CL440	173, 187	M166R	70, 170
LIS56820	534	LIS80210	772	M10DA	188	M16CL440	173, 187
LIS56830	534	LIS80220	772	M10EK	67, 826	M16DA	188
LIS56840	534	LIS80230	772	M10EKLQ	67	M16SRPT	137
LIS56850	534	LIS80240	772	M10EKM	130	M17CL440	173, 187
LIS57390	698	LIS80290	772	M10EW	68	M17DA	188
LIS57580	698	LNG54-2639	319	M10SMMRPT	137	M1822	70
LIS59100	698	LNG54-2671	319	M10SRPT	137	M182R	70
LIS59140	698	LNG54-2675-0005	319	M10TA	307	M186PT	136
LIS59300	664	LNG54-2676	319	M1122	70	M186R	70, 170
LIS59310	664	LNG54-2677	319	M1125TA	307	M18CL440	173, 187
LIS59320	664	LNG938	787	M112R	70	M18DA	188
LIS59780	698	LOC1260	783	M115TA	307	M18SRPT	137
LIS60620	534	LOC1500BB	788	M116PT	136	M19CL440	173, 187
LIS60630	534	LOC1500Q	788	M116R	70, 170	M19DA	188
LIS60640	534	LOC2510	784	M1175TA	307	M1EK	67, 824
LIS60650	534	LOC4000	785	M11CL440	173, 187	M1EW	68
LIS60950	543	LOC4200A	785	M11DA	188	M1LA	69
LIS60960	543	LOHBP1	704	M11SMMRPT	137	M20CL440	187
LIS61510	708	LP4SET	824	M11SRPT	137	M210MMR	70
LIS61520	708	LP68800	811	M11TA	307	M211MMR	70
LIS61530	708	LR1000	812	M1222	70	M212MMR	70
LIS61540	708	LSC4870A	667	M122R	70	M213MMR	70
LIS61550	708	LSTG100	777	M126PT	136	M214MMR	70
LIS61560	708	LT1230A	785	M126R	70, 170	M21CL440	187
LIS61570	708	LT1250A	783	M12CL440	173, 187	M22CL440	187
LIS61580	708	LT145	668	M12DA	188	M23CL440	187
LIS61590	708	LT271	669	M12SMMRPT	137	M24CL440	187
LIS61610	708	LT275	669	M12SRPT	137	M24EK	826
LIS61620	708	LT276	669	M12TA	307	M24EKLQ	67
LIS61630	708	LT329	668	M13CL440	173, 187	M2531-A	425, 436
LIS61640	708	LT32903	669	M13DA	188	M25MM	70
LIS61650	708	LT32922	669	M13SMMRPT	137	M26CL440	187
LIS61660	708	LT329G	668	M1422	70	M26MMR	70
LIS61670	708	LT335	668	M142R	70	M27CL440	187
LIS69210	534	LT4300	785	M14430COVER	53	M27MMR	70
LIS69250	537	LT450K	668	M14430LNXTOP	53	M28MMR	70
LIS69250	534	LT7700	798	M14430PDP	58	M29MMR	70
LIS69260	534	LT830B	782	M14430SSSTOP	53	M2EK	67, 170
LIS69270	534	LW750	211	M146PT	136	M2EKLQ	67, 130
LIS69280	534	LY7292A	769	M146R	70, 170	M2EKM	130
LIS69290	534			M14CL440	173, 187	M2EW	68, 130
LIS69310	534	M		M14DA	188	M2SPD	128
LIS69320	534	M-01WB60BT	49	M14EK	67, 826	M30CL440	187
LIS69330	534	M-01WB60ST	49	M14EKLQ	67	M32CL440	187
LIS69340	534	M-02HS1308	49	M14EUL	67	M348G	225
LIS69350	534	M-02WB60BT	49	M14EW	68	M3U	69, 131, 170, 824
LIS69790	720	M-02WB60ST	49	M14SL	66	M3UL	67, 131
LIS69800	720	M-03WB60BT	49	M14SMMRPT	137	M410G	222
LIS69810	720	M-03WB60ST	49	M14SRPT	137	M414G	222
LIS69820	720	M1022	70	M15CL440	173, 187	M420G	221
LIS69840	720	M1025TA	307	M15DA	188	M422	70
LIS69850	720	M102R	70	M15SMMRPT	137	M424G	221
LIS69860	720	M105TA	307	M1622	70	M425TA	307
		M106PT	136				



INDEX - SKU NUMBER

M426G - MD64MM

M426G	221	M65.5MMR	70, 170	M7530PDP	24, 25, 58	MAC2001	577
M430G	221	M65.5MMRPT	136	M7530SSTOP	53	MAC3001	577
M440G	221	M65MMR	70, 170	M7530TC	24, 25	MAC550000	765
M442G	222	M65MMRPT	136	M7530TH	24, 25	MAC5530	748
M447G	225	M65TA	307	M7530THP	25	MAC6529	748
M449G	225	M6627	22	M7530THSSPEG	52	MAC78537	783
M45TA	307	M6627BBTOP	53	M75TA	307	MAC78538	783
M46	70, 170	M6627COVER	53	M76PT	136	MAC78539	783
M460G	221, 826	M6627COVERSET*	53	M76R	70, 170	MAC78540	783
M46PT	136	M6627LNXTOP	53	M775TAA	307	MAC78541	783
M475TA	307	M6627P	29, 58	M7CL440	173, 187	MAC78542	783
M4EK	67, 824	M6627PDP	29, 58	M7SMMRPT	137	MAC78543	783
M4EKLQ	67	M6627SSTOP	53	M7SRPT	137	MAC78544	783
M4EKM	130	M6627TC	29, 58	M7TA	307	MAC78545	783
M4EW	68	M6627TH	29	M822	70	MAC78546	783
M4SRPT	137	M6627THP	29, 58	M825TA	307	MAC78547	783
M4TA	307	M6627THSSPEG	52	M82R	70	MAC78548	783
M5.5SMMRPT	137	M66MMR	70, 170	M85TA	307	MAC78549	783
M522	70	M66MMRPT	136	M86PT	136	MAC78550	783
M525TA	307	M66PT	136	M86R	70, 170	MAC78551	783
M526G	223	M66R	70, 170	M875TA	307	MAC78552	783
M55TA	307	M675TA	307	M8827	22	MAC78553	783
M56	70, 170	M67MMR	70, 170	M8827COVER	53	MAC9725	577
M56PT	136	M67MMRPT	136	M8827COVERSET*	53	MAC9792	575
M575TA	307	M68MMR	70, 170	M8827LNXTOP	53	MAC9811	576
M5930	22	M68MMRPT	136	M8827P	27, 58	MAC9812	575
M5930BBTOP	53	M69MMR	70, 170	M8827PDP	26, 27, 58	MAC9825	576
M5930COVER	53	M69MMRPT	136	M8827PDP-RD	14	MAC9841	575
M5930COVERSET*	53	M6CL440	173, 187	M8827SSTOP	53	MAC9870	576
M5930LNXTOP	53	M6EK	67, 170, 824	M8827TC	27, 58	MACB300	758
M5930P	25, 58	M6EKLQ	67, 130	M8827TH	27	MACB400	758
M5930PDP	25, 58	M6EKM	130	M8827THP	26, 27	MACFAB-L	632, 691
M5930SSTOP	53	M6EUL	67	M8827THSSPEG	52	MACFAB-M	632, 691
M5930TC	25, 58	M6EW	68, 130	M8827XP	27, 58	MACFAB-XL	632, 691
M5930TH	25	M6SA	66, 170, 826	M8CL440	173, 187	MACFAB-XXL	632, 691
M5930THP	25	M6SF	170	M8SMMRPT	137	MACIMP-G-L	633
M5930THSSPEG	52	M6SFA	66	M8SRPT	137	MACIMP-G-M	633
M5SMMRPT	137	M6SMMRPT	137	M8TA	307	MACIMP-G-XL	633
M5SRPT	137	M6SRPT	137	M911G	224, 828	MACIMP-G-XXL	633
M5TA	307	M711BP	444	M922	70	MACIMP-O-L	633
M60TA	307	M715BP*	444	M925TA	307	MACIMP-O-M	633
M610MMR	70, 170	M716BP	444	M92R	70	MACIMP-O-XL	633
M610MMRPT	136	M718G	227	M95TA	307	MACIMP-O-XXL	633
M611MMR	70, 170	M72	70	M96PT	136	MACIMP-R-L	633
M611MMRPT	136	M722	70	M96R	70, 170	MACIMP-R-M	633
M612MMR	70, 170	M725TA	307	M975TA	307	MACIMP-R-XL	633
M612MMRPT	136	M727BP*	444	M9CL440	173, 187	MACIMP-R-XXL	633
M613MMR	70, 170	M728BP	444	M9DA	188	MACMCHT-G-L	632
M613MMRPT	136	M728G	225	M9EPSW	66	MACMCHT-G-M	632
M614MMR	70, 170	M748G	225	M9SMMRPT	137	MACMCHT-G-XL	632
M614MMRPT	136	M7530	22	M9SRPT	137	MACMCHT-G-XXL	632
M615MMR	70, 170	M7530BBTOP	53	M9TA	307	MACMCHT-L	632
M615MMRPT	136	M7530COVER	53	MAC016	574	MACMCHT-M	632
M62	70	M7530COVERSET*	53	MAC021	574	MACMCHT-O-L	632
M622	70	M7530LNXTOP	53	MAC1001	577	MACMCHT-O-M	632
M625TA	307	M7530P	25, 58	MAC1800	577	MACMCHT-O-XXL	632

MACMCHT-O-XXL	632	MB166KS	185	MBUC-SDPBH	45	MD046PT	136
MACMCHT-XL	632	MB172KS	185	MBUC-TCH	45	MD056PT	136
MACMCHT-XXL	632	MB176KS	185	MC2	644	MD066PT	136
MAC-MULTITOOl	292	MB182KS	185	MC4200	771	MD076PT	136
MACPA150	810	MB186KS	185	MC4743	746	MD086PT	136
MACPAD2	641	MB192KS	185	MC4745	747	MD096PT	136
MACSPDC-L	632	MB196KS	185	MC4746	747	MD102R	71
MACSPDC-M	632	MB202KS	185	MCB112	377, 378	MD106PT	136
MACSPDC-XL	632	MB212KS	185	MCB115	374-379	MD106R	71, 170
MACSPDC-XXL	632	MB222KS	185	MCD701	378	MD10MMPT	136
MACSPIMP-BLK-L	633	MB232KS	185	MCD791	367, 368	MD112R	71
MACSPIMP-BLK-M	633	MB242KS	185	MCF601	377	MD116PT	136
MACSPIMP-BLK-XL	633	MB262KS	185, 830	MCF601G2	377	MD116R	71, 170
MACSPIMP-BLK-XX	633	MB272KS	185, 830	MCF801	377, 378	MD11MMPT	136
MACSPIMP-CAMO-L	633	MB302KS	185, 830	MCF801G2	377	MD122R	71
MACSPIMP-CAMO-M	633	MB316-KIT	666	MCF886	367, 368, 371-373	MD126PT	136
MACSPIMP-CAM-XL	633	MB322KS	185, 830	MCF891	366, 367-373, 378	MD126R	71, 170
MACSPIMP-CAM-XX	633	MB62KS	185	MCF894	366, 375	MD12MMPT	136
MACU48	710	MB6901	409	MCF894-891GP1D1	366	MD13MMPT	136
MACUV	578	MB6901BHD	440	MCF894GP2	375	MD142R	71
MACUVC	579	MB6UC	48	MCK1220GP1D1	368, 378	MD146PT	136
MACUVP	579	MB72KS	185	MCK201GP1D1	369	MD146R	71, 170
MACWELD-MIG-L	691	MB82KS	185	MCK211G2	378	MD14MMPT	136
MACWELD-MIG-XL	691	MB92KS	185	MCK278GP1D1	368	MD15MMPT	136
MACWELD-MIG-XXL	691	MBC4251CUS	53	MCK305GP1D1	369	MD162R	71
MACWELD-STK-L	691	MBC4251SCUS*	53	MCK403GP1D1	367	MD166PT	136
MACWELD-STK-XL	691	MBC4280SCUS*	53	MCK503GP2	367	MD166R	71, 170
MACWELD-STK-XXL	691	MBC4890CUS	53	MCL044	559	MD182R	71
MACWELD-TIG-L	691	MBC4890SCUS*	53	MCL044	366, 367, 369	MD186PT	136
MACWELD-TIG-XL	691	MBD100B	55	MCL045	369, 376, 558	MD186R	71, 170
MACWELD-TIG-XXL	691	MBDE4	266	MCL045M1	376, 558	MD210MMR	71
MAGGLOVE	634	MBPT13	57	MCM401	375	MD211MMR	71
MAGRAl12	55	MBPT18	57	MCM401D1	375	MD212MMR	71
MAGRAl24	55	MBPT27	57	MCM848	374	MD213MMR	71
MAGTRAY	57	MBPT37	57	MCM848GX1	374	MD214MMR	71
MAGTRAY-2	57	MBPT-6B	57	MCM848P2	374	MD25MM	71
MAGTRAY-3	57	MBPT-RB	57	MCM849	374	MD26MMR	71
MAGTRAY-4	57	MBR124	377-379	MCM849GX1	374	MD27MMR	71
MAGTRAY-5A	57	MBR127	378, 379	MCM849P2	374	MD28MMR	71
MAR100	765	MBR127-2	379	MCO10KS	111, 193	MD29MMR	71
MAX-1	637	MBR203	375, 379	MCO11KS	111, 193	MD4000	722, 832
MAX-30	637	MBR204	376	MCO12KS	111, 193	MD4000-10	722
MAY21000	295	MBR205	374	MCO13KS	111, 193	MD4000-4	722
MB102KS	185	MBSCHB	54	MCO14KS	111, 193	MD4000-5	722
MB106KS	185	MBSD155	54	MCO15KS	111, 193	MD4000-9	722
MB112KS	185	MBT10B	55	MCO16KS	111, 193	MD5	267
MB116KS	185	MBTS100	50	MCO17KS	111, 193	MD5.5MMPT	136
MB122KS	185	MBTS150	50	MCO18KS	111, 193	MD5MMPT	136
MB126KS	185	MBTS295	50	MCO19KS	111, 193	MD6000	722
MB132KS	185	MBTS300	50	MCS245	618	MD610MMR	71, 170
MB136KS	185	MBTSBRACKET	50	MCSFD2240	425	MD611MMR	71, 170
MB142KS	185	MBUC-ACH	45	MCSFD2260	425	MD612MMR	71, 170
MB146KS	185	MBUC-CW	45	MCSFD2280	425	MD613MMR	71, 170
MB152KS	185	MBUC-FCH	45	MCSFD3240	425	MD614MMR	71, 170
MB156KS	185	MBUC-PTH	45	MCSFD3260	425	MD615MMR	71, 170
MB162KS	185	MBUC-SDH	45	MCSFD3280	425	MD64MM	71

INDEX - SKU NUMBER

MD65.5MMR - MRR6FPA

MD65.5MMR	71, 170	MDMP68MM	73	MEP6S	116	MH4.5BSS	124, 126, 127
MD65MMR	71, 170	MDMP69MM	73	MEP7S	116	MH4.5RBRTBS	151
MD66MMR	71, 170	MDP106PT	137	MEP8S	116	MH4BS	125
MD66R	71, 170	MDP126PT	137	MEPUSHRBRTFOR	157	MH4BSS	124, 126, 127
MD67MMR	71, 170	MDP146PT	137	MERT-A	439	MH4MMBS	125
MD68MMR	71, 170	MDP166PT	137	MERTMAN-A	439	MH4MMBSS	124, 126, 127
MD69MMR	71, 170	MDP610MMPT	137	MF10B	278	MH4MMRBRTBS	151
MD6MMPT	136	MDP610MMR	74	MF12B	278	MH4RBRTBS	151
MD750	652	MDP611MMPT	137	MF1A	279	MH5BS	125
MD76R	71, 170	MDP611MMR	74	MF2	278	MH5BSS	124, 126, 127
MD7MMPT	136	MDP612MMPT	137	MF2A	279	MH5MMBS	125
MD82R	71	MDP612MMR	74	MF3	278	MH5MMBSS	124, 126, 127
MD86R	71, 170	MDP613MMPT	137	MF3A	279	MH5MMRBRTBS	151
MD8MMPT	136	MDP613MMR	74	MF4	69	MH5RBRTBS	151
MD92R	71	MDP65.5MMPT	137	MF4A	279	MH6BS	125
MD96R	71, 170	MDP65.5MMR	74	MF4R	278	MH6BSS	124, 126, 127
MD99-601	654	MDP66MMPT	137	MF5A	279	MH6MMBS	125
MD99-602	654	MDP66MMR	74	MF6A	279	MH6MMBSS	124, 126, 127
MD99-603	654	MDP67MMPT	137	MF6B	278	MH6MMRBRTBS	151
MD99-604	655	MDP67MMR	74	MF8A	279	MH6RBRTBS	151
MD99-605	654	MDP68MMPT	137	MF8B	278	MH7BS	125
MD99-607	654	MDP68MMR	74	MFC1100	702	MH7RBRTBS	151
MD99-610	654	MDP69MMPT	137	MFD2Z40T27	425	MH8BS	125
MD99-611	654	MDP69MMR	74	MFD2Z60T27	425	MH8RBRTBS	151
MD99-620	654	MDP86PT	137	MFD2Z80T27	425	MHB14	421
MD99-621	654	MDPEX06RBRT	157	MFD3Z40T27	425	MHB18	421
MD99-650	655	MDPEX07RBRT	157	MFD3Z60T27	425	MHB316	421
MD99-675	655	MDPEX08RBRT	157	MFD3Z80T27	425	MHB532	421
MD9MMPT	136	MDPEX09RBRT	157	MFFL	722	MHB564	421
MDB1545	609	MDPEX10RBRT	157	MGDA0224	426, 429	MHD10029SST	53
MDB4507	747	MDPEX11RBRT	157	MGDA0236	426, 429	MHD2229SST	53
MDB4740	747	MDPEX12RBRT	157	MGDA0250	426, 429	MHD5081	794
MDB4742	747	MDPEX14RBRT	157	MGDA0280	426	MHD5629PD	16, 18, 58
MDB4744	747	MDPEX16RBRT	157	MGDA0324	426	MHD5629THP	18
MDB4747	746	MDV-777	653	MGDA0336	426	MHD7490	706
MDB4748	746	MDV-787	653	MGDA0350	426	MHD7829SST	53
MDB4769	746	ME10S	113	MGDA0380	426	MHD-MON-ARM8415	16
MDB4770	746	ME11S	113	MGM2	644	MHD-PD-HOLSTER	16
MDB4779	746	ME12S	113	MH1.5MMBS	125, 126	MHDSB29	19, 58
MDB4780	749	ME14S	113	MH1.5MMRBRTBS	151	MHDSC29	19, 58
MDB4786	748	ME2X	644	MH2.5BS	125, 126	MHDSTC29	19, 58
MDB4790	746	ME4S	113, 116-122, 172	MH2.5MMBS	125, 126	MHDTSC29	19, 58
MDB4791	749	ME5S	113, 116-122, 172	MH2.5MMRBRTBS	151	MHL600	550
MDB4792	749	ME6S	113, 116-122, 172	MH2.5RBRTBS	151	MHRF8	278
MDB4794	749	ME7S	113, 116-122, 172	MH2BS	125, 126	MHS1.5MMRBRTBS	164
MDB4848	712	ME85350	571	MH2MMBS	125, 126	MHS2.5MMRBRTBS	164
MDMP610MM	73	ME8S	113, 116-122, 172	MH2MMRBRTBS	151	MHS2MMRBRTBS	164
MDMP611MM	73	ME900	527	MH2RBRTBS	151	MHS3MMRBRTBS	164
MDMP612MM	73	MED4S	116	MH3.5BS	125, 126	MHS4MMRBRTBS	164
MDMP613MM	73	MED5S	116	MH3.5RBRTBS	151	MHS5MMRBRTBS	164
MDMP614MM	73	MED6S	116	MH3BS	125, 126	MHT1	643
MDMP615MM	73	MED7S	116	MH3MMBS	125, 126	MHT2	177, 643, 826
MDMP65.5MM	73	MED8S	116	MH3MMBSS	124, 126, 127	MHT2FL	642
MDMP65MM	73	MEDPUSHRBRTFOR	157	MH3MMRBRTBS	151	MHT3	643
MDMP66MM	73	MEP4S	116	MH3RBRTS	151	MHT6290	739, 787
MDMP67MM	73	MEP5S	116	MH4.5BS	125	MHTC2	177, 644, 826

MHTC2L	645	MLP4CCSP	234, 235	MMP146	73	MP68MMR	73
MHTE2	644	MLP4LN	235	MMP166	73	MP69MMR	73
MHTK2	645	MLP5CJ	234, 235	MMP610MM	73	MP6EKL	68
MHTLM1	644	MLP6CC	234	MMP611MM	73	MPB1	421
MHTLM2	644	MLP6LN	176, 234, 235	MMP612MM	73	MPB2	421
MHTLM3	644	MLP6SET	235, 828	MMP613MM	73	MPB3	421
MHTLP1	642	MLP7CJ	234, 235	MMP614MM	73	MPD0380	426
MHTLP2	642	MLP7SJ	176, 234	MMP65.5MM	73	MPD0480	426
MHTS2	644	MLP8SMC	234	MMP65MM	73	MPEX06RBRT	157
MI610MMR	71	MLP9CCSP	234	MMP66MM	73	MPEX07RBRT	157
MI611MMR	71	MLP9LN	234, 235	MMP67MM	73	MPEX08RBRT	157
MI612MMR	71	MLP9WC	234	MMP68MM	73	MPEX09RBRT	157
MI613MMR	71	MLPFR10CR	232	MMP69MM	73	MPEX10RBRT	157
MI614MMR	71	MLPFR10R	232	MMP86	73	MPEX11RBRT	157
MI615MMR	71	MLPFR10WR	232	MMP96	73	MPEX12RBRT	157
MI65.5MMR	71	MLPFR11R	233	MMPEX10RBRT	157	MPEX14RBRT	157
MI65MMR	71	MLPFR11SP	233	MMPEX11RBRT	157	MPEX16RBRT	157
MI66MMR	71	MLT08RBRT	160, 163	MMPEX12RBRT	157	MPF12X	642
MI67MMR	71	MLT10RBRT	160, 163	MMPEX4RBRT	157	MPF970501	394, 395
MI68MMR	71	MLT15RBRT	160, 163	MMPEX5RBRT	157	MPF972501	394, 395
MI69MMR	71	MLT20RBRT	160, 163	MMPEX6RBRT	157	MPF980381	386
MIP106R	73	MLT25RBRT	160, 163	MMPEX7RBRT	157	MPF980501	386
MIP116R	73	MLT27RBRT	160, 163	MMPEX8RBRT	157	MPF990381	383-385
MIP126R	73	MLTCAM200	702	MMPEX9RBRT	157	MPF990501	834, 383-385
MIP146R	73	MLTCAM70900	702	MND94800	421	MPF990501C	383-385
MIP166R	73	MLTS4MMRBRT	155	MND94805	421	MPF992501	383-385
MIP186R	73	MLTS5MMRBRT	155	MND94810	421	MPH1911	401
MIP610MMR	73	MLTS6MMRBRT	155	MND94815	421	MPH1911K	401, 836
MIP611MMR	73	MM1618	643	MND94820	421	MPH1931	401
MIP612MMR	73	MMB1-1	440	MND94825	421	MPH1931K	401
MIP613MMR	73	MMB1-2	440	MND94830	421	MPLTS4MMRBRT	155
MIP614MMR	73	MMB1-20	440	MND94850	421	MPLTS5MMRBRT	155
MIP615MMR	73	MMB1-3	440	MND94855	421	MPLTS6MMRBRT	155
MIP65.5MMR	73	MMB1-4	440	MND94860	421	MPR6	177, 731
MIP65MMR	73	MMB1-5	440	MND94865	421	MPS1911	413
MIP66MMR	73	MMB1-6	440	MND94870	421	MPT20RBRT	162
MIP66R	73	MMB1-7	440	MND94875	421	MPT25RBRT	162
MIP67MMR	73	MMB1-8	440	MND94880	421	MPT27RBRT	162
MIP68MMR	73	MMDPEX10RBRT	157	MND94885	421	MR100SPA	64
MIP69MMR	73	MMDPEX11RBRT	157	MND94890	421	MR151	664
MIP76R	73	MMDPEX12RBRT	157	MONGOOSEPRO	518	MR4C	65.828
MIP86R	73	MMDPEX4RBRT	157	MP12EKL	68	MR4FC	65
MIP96R	73	MMDPEX5RBRT	157	MP18A	643	MR590K	63, 170
MK2	644	MMDPEX6RBRT	157	MP18EKL	68	MR5BD	65, 262
MLCD1	309	MMDPEX7RBRT	157	MP24EKL	68	MR5K	64, 824
MLCD2	309	MMDPEX8RBRT	157	MP28X	643	MR690FK	63
MLCD3	309	MMDPEX9RBRT	157	MP36	643	MR690LFK	63
MLCD4	309	MMF1	278	MP3EKL	68	MR690PA	63
MLCD5	309	MMF2	278	MP5A	643	MR6FK	826
MLP10CJ	176, 234, 235	MMF3	278	MP610MMR	73	MR990FPA	63, 170
MLP10SJ	234, 235	MMF4	278	MP611MMR	73	MR990K	63
MLP11CC	234	MMF5	278	MP612MMR	73	MR990LFPA	63
MLP11CCSP	234	MMF6	278	MP613MMR	73	MR990PA	63
MLP18DCC	234	MMP106	73	MP65.5MMR	73	MRBD4	266
MLP3SET	235	MMP116	73	MP66MMR	73	MRBD4F	266
MLP3SETCMP	235	MMP126	73	MP67MMR	73	MRR6FPA	64, 824



INDEX - SKU NUMBER

MRR6PA - P13DJDB

MRR6PA	64	MSD6060	427, 836	MT20H	112	MTL10	115, 177
MRRSP	65, 828	MSD620TB	429	MT20RBRT	160, 163	MTL10H	115
MRS925	664	MSD622TB	429	MT25	112	MTL15	115, 177
MS3000	285, 828	MSD630TB	429	MT25BHS	112, 118, 119, 122	MTL15H	115
MS400B	177, 177	MSD632TB	429	MT25BS	114, 117-122, 172	MTL20	115, 177
MS600A	285	MSD8422	428	MT25BSP	116	MTL20H	115
MS620912	761	MSD8424	428	MT25BSS	114, 116, 117	MTL25	115, 177
MS621012	761	MSD8425	429	MT25RBRT	160, 163	MTL25H	115
MS629A	818	MSD8426	429	MT27	112	MTL8	115, 177
MS7560	818	MSD8522	428	MT27BHS	112, 118, 119, 122	MTL8H	115
MSB14	421	MSD8524	428	MT27BS	114, 117-122, 172	MTML10	113, 117, 121
MSB18	421	MSD8525	429	MT27BSS	114, 116, 117	MTML15	113, 117, 121
MSB27	28, 29, 58	MSD8526	429	MT27H	112	MTML20	113, 117, 121
MSB27BBTOP	53	MSO80	133	MT27RBRT	160, 163	MTML25	113, 117, 121
MSB27COVER	53	MSSH04RBRTBS	150	MT2R	72	MTML8	113, 117, 121
MSB27LNXTOP	53	MSSH05RBRTBS	150	MT3	70	MTO-M14430PDP	20
MSB27PD	28, 29, 58	MSSH06RBRTBS	150	MT30BHS	122	MTP08RBRT	162
MSB27SSTOP	53	MSSH07RBRTBS	150	MT30BS	122	MTP10BS	114
MSB30BBTOP	53	MSSH4MMRBRT	150	MT3809A	759	MTP10RBRT	162
MSB30COVER	53	MSSH5MMRBRT	150	MT3809A-GR	759	MTP15BS	114
MSB30LNXTOP	53	MSSH6MMRBRT	150	MT3809A-OR	759	MTP15RBRT	162
MSB30PD	25, 58	MST08RBRT	160, 163	MT3Y	70, 72	MTP20BS	114
MSB30SSTOP	53	MST10RBRT	160, 163	MT4	73	MTP20RBRT	162
MSB316	421	MST15RBRT	160, 163	MT4Y	71	MTP25BS	114
MSB516	421	MST20RBRT	160, 163	MT5120	757	MTP25RBRT	162
MSB732	421	MST25RBRT	160, 163	MT5140GR	756	MTP27BS	114
MSB932	421	MST27RBRT	160, 163	MT5140OR	756	MTP27RBRT	162
MSC27COVER	53	MST905	818	MT5140RD	756	MTP8BS	114
MSC27SHRT	28, 29, 58	MSTS10RBRT	162	MT5150	756	MTPE10S	120
MSC27TALL	28, 29, 58	MSTS15RBRT	162	MT6324	752, 756	MTPE6S	120
MSC28	527	MSTS20RBRT	162	MT6324-GR	756	MTPE7S	120
MSC30COVER	53	MSTS25RBRT	162	MT6324-OR	756	MTPE8S	120
MSC30TALL	25, 58	MSTS27RBRT	162	MT6340B	752, 756	MTPS4MMRBRT	155
MSC42010-10	582	MT06RBRT	163	MT6340-GR	756	MTPS5MMRBRT	155
MSC45721	571	MT08RBRT	160, 163	MT6340-OR	756	MTPS6MMRBRT	155
MSC45722	571	MT1	71	MT6BS	122	MTS100AS	824
MSC45723	571	MT10	112	MT6Y	73, 74	MTS10H	112, 172
MSC70069-A	792	MT10BHS	112, 118, 119, 122	MT770A	744	MTS12X12	133
MSC84722	571	MT10BS	114, 117-122, 172	MT771A	744	MTS12X6	133
MSC85253-E	571	MT10BSS	114, 116, 117	MT771AW	744	MTS15H	112, 172
MSC86350	571	MT10H	112	MT8	112	MTS200AS	826
MSC86500	571	MT10RBRT	160, 163	MT8BHS	112, 118, 119	MTS20H	112, 172
MSC93553-E	571	MT13	74	MT8BS	114, 117-122, 172	MTS210R	55
MSC98251-E	571	MT14Y	74	MT8BSS	114, 116, 117	MTS25H	112, 172
MSD0358	427	MT15	112	MT8H	112	MTS27H	112, 172
MSD0384	427	MT15BHS	112, 118, 119, 122	MT9001	757	MTS300AS	828
MSD0385	427	MT15BS	114, 117-122, 172	MT9Y	73	MTS30H	112, 172
MSD0386	427	MT15BSS	114, 116, 117	MTB001	51, 368, 373, 378,	MTS400AS	830
MSD0398	427	MT15H	112	MTB002	51, 366, 369, 441	MTS4MMRBRT	154
MSD0484	427, 836	MT15RBRT	160, 163	MTB003	51, 441	MTS500AS	832
MSD0485	427, 836	MT17Y	71	MTB10T	421	MTS5MMRBRT	154
MSD0486	427, 836	MT20	112	MTB15T	421	MTS600AS	834
MSD0498	439	MT20BHS	112, 118, 119, 122	MTB20T	421	MTS6MMRBRT	154
MSD5418	428	MT20BS	114, 117-122, 172	MTB25T	421	MTS6X12	133
MSD5518	428	MT20BSP	116	MTB27T	421	MTS700AS	835
MSD6057	427	MT20BSS	114, 116, 117	MTB30T	421	MTS800AS	836

MTS8H	112, 172	MUP162R	74	MXS112KS	184	OFS7-SET	709	
MU102RA	72	MUP166R	74	MXS122KS	184	OPS1325	697	
MU106RA	72	MUP2B	69, 835	MXS132KS	184	OSW101	726	
MU10MMRPT	136	MUP610MMR	74	MXS142KS	184	OSW102	726	
MU10RPT	136	MUP611MMR	74	MXS152KS	184	OSW103	726	
MU112RA	72	MUP612MMR	74	MXS162KS	184	OSW104	726	
MU116RA	72	MUP613MMR	74	MXS172KS	184	OSW105A	726	
MU11MMRPT	136	MUP65.5MMR	74	MXS182KS	184	OSW106	726	
MU11RPT	136	MUP66MMR	74	MXS62KS	184	OSW107	726	
MU122RA	72	MUP67MMR	74	MXS72KS	184	OSW108	726	
MU126RA	72	MUP68MMR	74	MXS82KS	184	OSW109	726	
MU12MMRPT	136	MUP69MMR	74	MXS92KS	184	OSW110	726	
MU12RPT	136	MUP82R	74	MXT1	112	OSW111	726, 727	
MU13MMRPT	136	MUP86R	74	N			OSW28F	726
MU142RA	72	MUT10H	121	N9EPSW	66	OSW390	727	
MU146RA	72	MUT15H	121	NSM10MM	263	OSW6675B	727	
MU14MMRPT	136	MUT20H	121	NSM12MM	263	OSW8875B	727	
MU14RPT	136	MUT25H	121	NSM8MM	263	OSW-SET	726	
MU162RA	72	MUT27H	121	NSS10	263	OSW-SET	726	
MU166RA	72	MUT30H	121	NSS12	263	OT6529	806	
MU16RPT	136	MUT8H	121	NSS8	263	OTC1121	705	
MU182RA	72	MUTS10H	121	O			OTC29189	736
MU186RA	72	MUTS15H	121	OC630	645	OTC8149	810	
MU18RPT	136	MUTS20H	121	OC707	645	P		
MU210MMRA	72	MUTS25H	121	OCW71	709	P10AJCST	215	
MU211MMRA	72	MUTS27H	121	OCW80	709	P10C	217, 219, 220	
MU212MMRA	72	MUTS30H	121	ODINJ134	576	P10CES	219	
MU213MMRA	72	MUTS8H	121	OF2029	711	P10HILEV	224, 225	
MU214MMRA	72	MV6400MAC	742	OF4B	710	P10WR	220	
MU26MMRA	72	MV6842MAC	742, 802	OF4B-01	710	P10WRCST	215	
MU27MMRA	72	MV7201A	743	OF4B-02	710	P114BN	228	
MU28MMRA	72	MV7300	743	OF4B-03	710	P114BN90	228	
MU29MMRA	72	MW138N	682, 683	OF4B-04	710	P114LG	231	
MU610MMRA	72	MW148N	682, 683	OF4B-05	710	P114MG	231	
MU611MMRA	72	MW200S	683	OF4B-06	710	P114S	228	
MU612MMRA	72	MW208N	683	OF5325A	711, 832	P114SET	228	
MU613MMRA	72	MW240338C	589	OF535A	711, 832	P114SG	231	
MU614MMRA	72	MW260D	684	OF537A	711	P114XSG	231	
MU615MMRA	72	MW260DSG	684	OF537A	832	P11HD-B	223	
MU66MMRA	72	MW6080WS	598	OF903	708	P11HD-S	223	
MU67MMRA	72	MW7080WS	598	OF989	711	P11LRBNA	229	
MU68MMRA	72	MW800A6	589	OF991	711	P11LRDBA	229	
MU69MMRA	72	MW800A60	588	OFH120	709	P11LRDCA	225, 229, 824	
MU6MMRPT	136	MW800A69	588	OFH160	709	P11LRGLA	229	
MU7MMRPT	136	MWB338FMD	589, 594	OFH2320B	711	P11LRGMA	229	
MU82RA	72	MWB355S	594	OFH2321B	711	P11LRGSA	229	
MU86RA	72	MWC1000	685	OFH2322B	711	P11LRNCA	229	
MU8MMRPT	136	MWC240.20I	592	OFH245C	707	P120A	267	
MU8RPT	136	MWC240.22I	589	OFH276B	709	P12AJCST	215	
MU9MMRPT	136	MWC246.26I	588, 592	OFH287A	707	P12C	219	
MUP102R	74	MWP0850	688	OFH297A	707	P12TGA(R,G,D)	216	
MUP106R	74	MWP800	700	OFH635	711	P12WR	220	
MUP122R	74	MWPH616	700	OFHPSETA	707	P13	217, 227	
MUP126R	74	MWS3000	686	OFKIT5PC	708, 832	P1318S	227	
MUP142R	74	MWSPLGUN	684	OFS145	709	P13DJBN	230	
MUP146R	74	MXS102KS	184	OFS147	709	P13DJDB	230	



INDEX - SKU NUMBER

P13DJLG - PRW1450SHDE

P13DJLG	230	P75CDCA(R,G,O)	216	PB2042D(R,G,O)-S	249	PB612Q	416
P13DJLN	230	P7AD	217	PB2042DR-S	176	PB679	705
P13DJMG	230	P7AJCST	215	PB2063D(R,G,O)-S	249	PB734	416
P13DJSG	230	P7C	219	PB2063DR-S	176	PB7500	416
P14	227	P7DCCST	215	PB2081D(R,G,O)-S	250	PB760	416
P161LG	231	P7FC	224	PB2082D(R,G,O)-S	249, 250	PB800	416
P161MG	231	P7FCCST	215	PB2082DR-S	176	PB850	416
P161SG	231	P7G	222	PB2084D(R,G,O)-S	249	PB886-891B	416
P162BN	228	P7SJCST	215	PB2084DR-S	176	PB8C(R,G,O)	301
P162S	228	P7WR	220, 826	PB22	299	PB8S(R,G,O)	301
P16C	219	P8551	771	PB234	416	PB900SA	705
P17	246	P8AC	217	PB234B*	416	PB97-501B	416
P18	227	P8ALN	217	PB234G*	416	PB98-381B	416
P19	225	P8BNCST	215	PB234V*	416	PB98-501B	416
P20	217, 224, 830	P8DCCST	215	PB235-B	416	PB99-381B	416
P2010HILEVS	224	P8DJ	225	PB235-R*	416	PB99-501B	416
P208	224, 225	P8FLNCST	215	PB249B	416	PBBS36-08B	433
P20TF	225	P8LAC	225	PB249G*	416	PBBS36-08N	433
P21	225	P8LMA(R,G,O)	216	PB2490*	416	PBBS36-08S	433
P210KN	224, 830	P8LMCST	215	PB249R*	416	PBBS36-09B	433
P2122D(R,G,O)-S	250	P8LNA(R,G,O)	216	PB249V*	416	PBBS36-09N	433
P2182D(R,G,O)-S	250	P8LNCST	176, 215, 227	PB2500	739	PBBS36-09S	433
P21A	241	P8SGA(R,G,O)	216	PB25C(R,G,O)	301	PBBS36-10B	433
P22	227, 826	P8SJCST	215	PB25S(R,G,O)	301	PBBS36-10N	433
P22A	241	P8TGA(R,G,O)	216	PB261	416	PBBS36-10S	433
P22C	219	P9EPSW	95	PB280Q	416	PBBS36-11B	433
P23A	241	P9G	222	PB30	299	PBBS36-11N	433
P26A	176, 223	PA301	810	PB30MRR	301	PBBS36-11S	433
P2810KN	224	PA6496	810	PB30MSR	301	PBBS36-12B	433
P28A	223	PA846B	811	PB31C(R,G,O)	301	PBBS36-12N	433
P2FCS	224	PARP9	817	PB31S(R,G,O)	301	PBBS36-12S	433
P3012D(R,G,O)	249	PB038-050C	416	PB335	416	PBBS36-13B	433
P3012DR	176	PB038-050C-B*	416	PB3400R	416	PBBS36-13N	433
P30AR	223	PB038-050C-R*	416	PB36C(R,G,O)	301	PBBS36-13S	433
P3104DS	247	PB050	416	PB376	416	PBBS36-14B	433
P3107DT	247	PB050-R*	416	PB38	299	PBBS36-14N	433
P34SS	295	PB075	416	PB3800	416	PBBS36-14S	433
P35	241	PB075-R*	416	PB42C(R,G,O)	301	PBBS36-15B	433
P3G	222	PB1000	286	PB42CO	301	PBBS36-15N	433
P3P	689	PB1122	705	PB4300	416	PBBS36-15S	433
P3UNIV	217	PB1123C	705	PB434	416	PBBS36-16B	433
P5.5DCCST	215	PB1130	705	PB434M-B*	416	PBBS36-16N	433
P512FC	224	PB12C(R,G,O)	301	PB434M-C*	416	PBBS36-16S	433
P5C	219	PB133	416	PB434M-R*	416	PBBS36-17B	433
P5FDP	224	PB135	416	PB435B	416	PBBS36-17N	433
P5WR	220	PB15	299	PB4400-R	416	PBBS36-17S	433
P6BNCST	215, 227	PB15A	299	PB44C(R,G,O)	301	PBBS36-18B	433
P6C	219	PB15C(R,G,O)	301	PB44CG	301	PBBS36-18N	433
P6DCA(R,G,O)	216	PB17	299	PB44CR	830	PBBS36-18S	433
P6DCCST	215	PB1776B*	416	PB480Q	416	PBBS36-19B	433
P6FCCST	215	PB1776R	416	PB5000BF	416	PBBS36-19N	433
P6FLNCST	215	PB1776Y*	416	PB518B	737, 832	PBBS36-19S	433
P6LBNCA(R,G,O)	216	PB17C(R,G,O)	301	PB5500*	416	PBBS819DF	433
P6LNCA(R,G,O)	216	PB17S(R,G,O)	301	PB58C(R,G,O)	301	PBBWP050-B	416
P6LNCST	215, 227	PB2031D(R,G,O)-S	249	PB58CR	301	PBBWP151-B	416
P6SGA(R,G,O)	216	PB2031DR-S	176	PB600	416	PBH2B	299

PBM2031N(G,O)	253	PJAB	736	PMLRBNA	218	PP680	736
PBM2042N(G,O)	253	PJRB6D(R,G,O)-S	249	PMLRDCA	218	PP6B	295
PBM2062N(G,O)	253	PJRB6DR-S	176	PMLRECA	218	PP6HGB	297
PBM2063N(G,O)	253	PJRBM6N(G,O)	253	PMLRNCA	218	PP6SS	177, 295
PBM2082N(G,O)	253	PJRBM8N(G,O)	253	PMLRNNA	218	PP705A	820
PBM2083N(G,O)	253	PK1250	237, 826	PMNNA	218	PP7208C	739
PBM3010N(G,O)	253	PK1A	284	PN12D(R,G,O)-S	250	PP77754C	739
PBM3012N(G,O)	253	PK2A	284	PN18D(R,G,O)-S	250	PP7SS	295
PBM3020N(G,O)	253	PK3RRPB	239	PN2B	176	PP8SS	177, 295
PBMB120	416	PK490Q	237	PN2B(G,O)	255	PP955B	736
PBMB200	416	PK4Q	237	PN2C	176	PP967	741
PBMB201	416	PK531	676	PN2C(G,O)	255	PP967C	739
PBP1170C	736	PK532	676	PNDP1132DR-S	252	PP9SS	295
PBS2(R,G,O)	301	PK6	236, 830	PNDP12DR-S	252	PPG2DR	254
PBS2MR	301	PK9RRPB	238, 239	PNDP14DR-S	252	PPG3DR	176, 254
PBS20	301	PKEG1B	284	PNDP38DR-S	252	PPH3DR	176, 254
PBS3C(R,G,O)	301	PKEG2B	284	PNDP516DR-S	252	PPL10SS	297
PBS3CG	300	PKEG3B	284	PNDP716DR-S	252	PPL50KSS	297
PBS3CR	824	PKEG3PTB	284	PNDP932DR-S	252	PPL5SS	297
PBS3S(R,O)	301	PKES1B	284, 676	PNG-4	417	PPL6SS	297
PBS4C(R,G,O)	301	PKES2B	284, 676	PNR1D(R,G,O)	249	PPL7SS	297
PBS4CG	300	PKES3PTB	284, 676	PNR1DR	176	PPL8SS	297
PBT1	790	PKESB1B	284, 676	PNRB4D(R,G,O)-S	249	PPLR11BN	228
PBT70801	764	PKRB12D(R,G,O)-S	249	PNRB4DR-S	176	PPLR11DB	228
PBT70852	802	PKRB8D(R,G,O)-S	249	PNRBM1N(G,O)	253	PPLR11LN	228
PBT70880	764	PKRB8DR-S	176	PNRBM4N(G,O)	253	PPN3S	228
PBT71110A	708	PKRBM8N(G,O)	253	PNRBM6N(G,O)	253	PPN6	228
PBT71113A	708	PL110A	561	PNT110-I	670	PPN8	228
PBT71196	742	PL120M	553	PNT110-I-KIT	670	PPN9	228
PC003	744	PL120MUV	553, 578	PNT110-M	670	PPS311LR	228
PC12PTSS	295, 824	PL150MRC	561	PNT110-M-KIT	670	PPS313DJ	230
PC19KSS	295	PL150R(R,O,G)	561	P032	417	PPT13	700
PC25KSS	295	PLI10	54	P04	417	PR1	242
PCA48	685	PLR30	56, 246	POP11	770	PR1-TIPS	242
PCA48C	685	PLTP10CR-S	251	POP12	770	PR2	242
PCA68	685	PLTP15CR-S	251	POP13	770	PR2K	242
PCHG10SB	297	PLTP20CR-S	251	PP10SS	177, 295	PR2-TIPS	242
PCS1000K	298, 828	PLTP25CR-S	251	PP12SS	295	PR3	242
PCS12M	298	PLTP27CR-S	251	PP13DJBN	230	PR3-TIPS	242
PE391FC	717	PLTP30CR-S	251	PP13DJDB	230	PR6	731
PFK4150A	818	PLTP8CR-S	251	PP13DJLN	230	PRAB7494B	737
PFRBM1N(G,O)	253	PLUS91N	588	PP2.5SS	295	PRAB7494B-1	737
PFW47	694	PLUS91SA	588	PP2031DR	176, 254	PRAB7494B-2	737
PGRBM4N(G,O)	253	PMA6540A-1	738	PP3020DR	254	PRAB7494B-3	737
PH15D(R,G,O)-S	250	PMA6540A-2	738	PP3030DR	176, 254	PRC144	701
PH6D(R,G,O)-S	250	PMA6540A-3	738	PP3HGB	297	PRC14401	701
PHR900	813	PMA6540A-4	738	PP3SS	295	PRC14404	701
PHR950	813	PMA6540A-5	738	PP4B	295	PRC14405	701
PHRB3D(R,G,O)-S	249	PMA6540A-6	738	PP4SS	177, 295	PRC14407	701
PHRB3DR-S	176	PMA6540A-7	738	PP515C	739	PRC14408	701
PHRBM4N(G,O)	253	PMA6540A-8	738	PP522B	739	PRC14409	701
PHRBM8N(G,O)	253	PMA6540B	738	PP5HGB	297	PRC14410	701
PI1500X	757	PMDCA	218	PP5SS	295	PRC14411	701
PJ1302L	735	PMECA	218	PP60KSS	295	PRC14412	701
PJ200SB	735	PMLBNA	218	PP642A	811	PRW1450	619
PJ500SB	735	PMLNCA	218	PP643A	811	PRW1450SHDE	619

INDEX - SKU NUMBER

PRZ50N - SBC40391

PRZ50N	688	PSL23D(R,G,O)	280	PTX7E-38MET	166	RADP3DR	177
PRZ50Z	688	PSL24D(R,G,O)	280	PTX7E-38SAE	166	RADP4D(R,G,O)	280, 813
PS10MA	218	PSL25D(R,G,O)	280	PTX7E-FLAREWR	175	RADP5D(R,G,O)	280, 813
PS1190B	738, 832	PSL5D(R,G,O)	280	PTX7E-ISMET	167	RADP6D(R,G,O)	280, 813
PS15	670	PSL5DG	280	PTX7E-ISSAE	167	RADP6DR	177
PS1500A	612	PSL5DR	828	PTX7E-MEASURE	177	RATCHET	342
PS15-KIT	670	PSM21D(R,G,O)	280	PTX7E-PCCOMBO	177	RCA14504	767
PS16D(R,G,O)	280	PSM22D(R,G,O)	280	PTX7E-PICKSCR	177	RCA1C023	766, 767
PS21A	177, 282	PSM23D(R,G,O)	280	PTX7E-TORXHEX	172	RCA1C026	766
PS21D(R,G,O)	280	PSM24D(R,G,O)	280	PW1330	620	RCA1C029	766
PS22A	177, 282	PSM4D(R,G,O)	280	PWP23230	689	RCA1C030	766, 767
PS23A	177, 282	PSM4DG	280	PWPECT3000B	532	RCA1C035	766, 767
PS24A	177, 282	PSM4DR	826	PWPPP319FTC	532	RCA1C039	766
PS24D(R,G,O)	280	PSML21D(R,G,O)	280	PWPPP3LS01	532	RCA1C040	766, 767
PS29D(R,G,O)	280	PSML22D(R,G,O)	280	PWPPPKIT03S	532	RCA1C045	766, 767
PS2DCGST	215	PSML23D(R,G,O)	280	PWPPPLS01	532	RCA1C047	766, 767
PS2FCCST	215	PSML24D(R,G,O)	280	PWPPPMT	533	RCA1C049	766
PS3	223	PSML4D(R,G,O)	280	PWPPPMTKIT-01	533	RCA1C053	766, 767
PS313DJ	230	PSPHPLI	283	PWPPPSK	533	RCA1C057	766, 767
PS313DJG	230	PSPHPLJ	283	PWR12	199	RCA1C346	766
PS31D(R,G,O)	280	PSPKITA	820	PWR18	199	RCA1C446	766
PS320	744	PSR7D(R,G,O)	280	PWR24	199	RCT105A	534
PS38A	217	PSR7DG	813			RCT105A-1	534
PS3AJCST	215	PSR7DO	280, 813			RCT105A-2	534
PS45	670	PSR7DR	813, 832	QB2HYG	637	RCT105A-3	534
PS4LNCST	215	PST22AB	816	QCAS16	422	RCT105A-4	534
PS4SA	282	PT10CR-S	251	QCS37520A	421	RCT105A-5	534
PS4SJ	221, 830	PT13	106	QDS94900	421	RCT105A-6	534
PS4WA	283	PT158	106	QDS94905	421	RCT105A-7	534
PS4WA-1	283	PT15CR-S	251	QDS94910	421	RCT105A-8	534
PS4WA-2	283	PT20CR-S	251	QLC90	778	RCT105A-9	534
PS4WA-3	283	PT25CR-S	251	QLTC1	778	RDZ38200	745
PS4WA-4	283	PT26	91	QM24+	637, 836	RDZ45075	745
PS4WA-5	283	PT27CR-S	251			RF8A	279
PS56A(R,G,O)	216	PT30CR-S	251	R-01526	637	RJ15	604
PS58A(R,G,O)	216	PT38	111	RA10022	766, 767	RJ9000	604
PS5CST	215	PT40CR-S	251	RA10025	767	RLT2800	814
PS5SCST	215, 824	PT45CR-S	251	RA10027	766, 767	RM16A	306
PSG81A	820	PT49	106	RA10031	767	RM32A	306, 824
PS711LRA	229	PT61	96	RA10032	766, 767	RMFH120Z25	803
PS959B	738	PT68	89	RA10034	767	ROC10TL	633
PS999B	739	PT730MB	765, 832	RA10036	766, 767	ROC10TM	633
PSCHP4L	283	PT82	90	RA10041	767	ROC10TXL	633
PSCHP6L	283	PT8CR-S	251	RA10044	767	RP900375	442
PSCHPLE	283	PTX14E-38COMBO	171	RA10046	767	RP901375	442
PSCHPLE-R	283	PTX14E-PLIERS	176	RA10052	767	RPP10SS	295
PSCHPLF	283	PTX14E-PTRRRWMET	174	RA10052R	767	RPP2.5SS	295
PSCHPLF-R	283	PTX14E-PTRRRWSAE	174	RA10054	766, 767	RPP2SS	295
PSCHPLG	283	PTX14E-PTSRRW	175	RA10056	767	RPP3SS	295
PSCHPLG-R	283	PTX14E-PTSRRW	175	RA10092	767	RPP46950	534, 536
PSCHPLH	283	PTX14E-SCREWDR	176	RA10245	767	RPP4SS	295
PSCHPLH-R	283	PTX21E-PTWRENCH	173	RA14503	767	RPP5SS	295
PSF5D(R,G,O)	280	PTX7E-12DRIVE	169	RA14505	766, 767	RPP6SS	295
PSF5DR	280	PTX7E-12MET	168	RA5811	426	RPP7SS	295
PSL21D(R,G,O)	280	PTX7E-12SAE	168	RADP1D(R,G,O)	280, 813	RPP8SS	295
PSL22D(R,G,O)	280	PTX7E-14COMBO	170	RADP2D(R,G,O)	280, 813	RR170A	673
		PTX7E-38DRIVE	169	RADP3D(R,G,O)	280, 813		

RR52-KIT	673	RWLF14MMPTA	196	RW0616MMPT	197	RWS67MMPT	198
RRJ706	605	RWLF15MMPTA	196	RW0616PT	197	RWS68MMPT	198
RSD6425	267, 637	RWLF16MMPTA	196	RW0617MMPT	197	RWS6916PT	198
RSD6425-30	267, 637	RWLF17MMPTA	196	RW0618MMPT	197	RWS69MMPT	198
RSD6425-33	267, 637	RWLF18MMPTA	196	RW0619MMPT	197	S	
RSD6425-60	267, 637	RWLF19MMPTA	196	RW0634PT	197	S0620X	636
RTJ101	537	RWLF21116PTA	196	RW0638PT	197	S100P	796
RTJ102	537	RWLF212PTA	196	RW06516PT	197	S-115*	411
RTJ103	534	RWLF234PTA	196	RW0658PT	197	S115KP	725
RTJ103A	534	RWLF238PTA	196	RW06716PT	197	S-116*	411
RTJ104	537	RWLF2516PTA	196	RW0678PT	197	S120P	719
RTL1176A	530	RWLF258PTA	196	RW067MMPT	197	S120SP	719
RWF10MMPTA	196	RWLF2716PTA	196	RW068MMPT	197	S13P	796
RWF11MMPTA	196	RWLF2916PTA	196	RW06916PT	197	S14AP	796
RWF12MMPTA	196	RWLF7MMPTA	196	RWS210MMPTA	175, 195	S181P	796
RWF13MMPTA	196	RWLF8MMPTA	196	RWS21116PTA	175, 195	S212P	796
RWF14MMPTA	196	RW0210MMPTA	174, 195	RWS21132PTA	175, 195	S222P	796
RWF15MMPTA	196	RW021116PTA	174, 195	RWS211MMPTA	175, 195	S240P	673
RWF16MMPTA	196	RW021132PTA	174, 195	RWS212MMPTA	175, 195	S2940XP	636
RWF17MMPTA	196	RW0211MMPTA	174, 195	RWS212PTA	175, 195	S2941XP	636
RWF18MMPTA	196	RW0212MMPTA	174, 195	RWS213MMPTA	175, 195	S300A	283
RWF19MMPTA	196	RW0212PTA	174, 195	RWS214MMPTA	175, 195	S300A-1	283
RWF21116PTA	196	RW0213MMPTA	174, 195	RWS214PTA	175, 195	S300A-2	283
RWF212PTA	196	RW0214MMPTA	174, 195	RWS215MMPTA	175, 195	S301	283
RWF234PTA	196	RW0214PTA	174, 195	RWS216MMPTA	175, 195	S3200	636
RWF238PTA	196	RW021516PTA	174, 195	RWS217MMPTA	175, 195	S3208	636, 691
RWF2516PTA	196	RW0215MMPTA	174, 195	RWS218MMPTA	175, 195	S3761	636
RWF258PTA	196	RW0216MMPTA	174, 195	RWS219MMPTA	175, 195	S3762	636
RWF2716PTA	196	RW0217MMPTA	174, 195	RWS234PTA	175, 195	S3763	636
RWF2916PTA	196	RW0218MMPTA	174, 195	RWS238PTA	175, 195	S3970D	636, 836
RWF610MMPT	198	RW0219MMPTA	174, 195	RWS2516PTA	175, 195	S3T	612
RWF61116PT	198	RW0221MMPTA	195	RWS258PTA	175, 195	S40P	696
RWF611MMPT	198	RW0222MMPTA	195	RWS26MMPTA	175, 195	S4200	636
RWF612MMPT	198	RW0224MMPTA	195	RWS2716PTA	175, 195	S4200X	636
RWF613MMPT	198	RW0227MMPTA	195	RWS27MMPTA	175, 195	S444	779
RWF614MMPT	198	RW0230MMPTA	195	RWS28MMPTA	175, 195	S445	779
RWF615MMPT	198	RW0232MMPTA	195	RWS29MMPTA	175, 195	S4500	636
RWF616MMPT	198	RW0234PTA	174, 195	RWS610MMPT	198	S67P	817
RWF616PT	198	RW0238PTA	174, 195	RWS61136PT	198	S6EKLTO	130
RWF617MMPT	198	RW02516PTA	174, 195	RWS611MMPT	198	S75P	796
RWF618MMPT	198	RW0258PTA	174, 195	RWS612MMPT	198	S77P	817
RWF619MMPT	198	RW02716PTA	174, 195	RWS613MMPT	198	S7AP	796
RWF634PT	198	RW0278PTA	174, 195	RWS614MMPT	198	S7EWPT	130
RWF638PT	198	RW027MMPTA	174, 195	RWS614PT	198	S8500	637
RWF6516PT	198	RW028MMPTA	174, 195	RWS615MMPT	198	S8550	637
RWF658PT	198	RW02916PTA	174, 195	RWS616MMPT	198	S8AP	796
RWF6716PT	198	RW0610MMPT	197	RWS616PT	198	SA3P	282
RWF67MMPT	198	RW061116PT	197	RWS617MMPT	198	SA5056	791
RWF68MMPT	198	RW061136PT	197	RWS618MMPT	198	SA5141	637
RWF6916PT	198	RW0611MMPT	197	RWS619MMPT	198	SA670	820
RWF8MMPTA	196	RW0612MMPT	197	RWS634PT	198	SAD6T	131, 826
RWF9MMPTA	196	RW0613MMPT	197	RWS638PT	198	SB20017	672
RWLF10MMPTA	196	RW0614MMPT	197	RWS6516PT	198	SB2D	650
RWLF11MMPTA	196	RW0614PT	197	RWS658PT	198	SB6PTR	190
RWLF12MMPTA	196	RW061516PT	197	RWS66MMPT	198	SBA1000	672
RWLF13MMPTA	196	RW0615MMPT	197	RWS6716PT	198	SBC40391	657



INDEX - SKU NUMBER

SBC40403 - SMXVEKM11PT

SBC40403	657	SC177RTW	718	SCEX35S-CASE	310	SD33KL	263
SBC40411	657	SC178R	719	SCEX4	310	SD46K	265
SBC40413	657	SC179RA	718	SCEX5	310	SD5006B	713
SBD29SA	260, 261	SC181R	718	SCEX6	310	SD5007	779
SBD8	257, 261	SC1832R	719	SCEX7	310	SD60KL	263
SBDB77RBRT	259	SC1832R	718	SCEX8	310	SD6601	664
SBDR121RBRT	258, 259	SC188P	696	SCEX9	310	SD8	54
SBDR123SA	260, 261, 826	SC190P	696	SCEXTU1	308	SD9TR	830
SBDR13	257	SC190P	696	SCEXTU2	308	SD9TR-S	251
SBDR2	257	SC195P	696	SCEXTU3	308	SDA11K	188
SBDR32K	262	SC200P	696	SCEXTU4	308	SDA18K	188
SBDR3S	266	SC2032R	171	SCEXTU5	308	SDAM7PT	188
SBDR42SA	260, 261	SC2032R	718	SCF4AK	279	SDB12CR	824, 830
SBDR49SA	260, 261	SC214MMRTW	718	SCH11880	809	SDB12D(R,G,O)-S	249
SBDR5	261	SC2632R	171	SCHB8PT	111, 830	SDB6D(R,G,O)-S	249
SBDR69K	262	SC2632R	718	SCHBM10H	111, 830	SDB8D(R,G,O)-S	249
SBDR77RBRT	258	SC300-BLK	640	SCL11LKS	186, 828	SDL7TPR	830
SBDR8	257, 259, 261	SC475B	696	SCL14PT	187	SDL7TPR-S	251
SBDT12	257	SC79R	103, 781	SCL5PT	187	SDL8CR	828
SBDT5	257, 261	SC89	697	SCL7LPTKS	186	SDL8D(R,G,O)-S	250
SBDT5RBRT	259	SC90	696	SCLLM102KS	186, 828	SDP2	255
SBE5B	191, 830	SC91	696	SCLM14PT	187	SDP2DR	254
SBHFM52PA	190	SCB15K2KS	183, 184	SCLM5PT	187	SDP2G	255
SBHFM62KPA	190	SCB182KS	183, 184	SCLM5XLPT	187	SDP20	255
SBM70990	699	SCB76PTKS	183, 184	SCMF4KB	278	SDP4CR	828
SBODM52PTR	191, 830	SCB7PTKS	183, 184, 826	SC011KS	111, 193, 830	SDP4DR	254
SBOL6K	191, 830	SCD1832RD	718	SCOV5KS	111, 193	SDRB12FNG	253
SBOM62PTR	190	SCD2032RD	719	SCP2	297	SDRB12FNO	253
SBP3PT	295	SCD2032RD	718	SCU14MMR	718	SDRB20FNG	253
SBPL3PT	295, 826	SCD2632RD	718	SCU1832R	718	SDRB20FNO	253
SBR39SB	264	SCEX1	310	SCU2032R	718	SDRFL2PT	66
SBT1095	699	SCEX10	310	SCU2632R	718	SDRM32IB	256
SBT57400-440	698	SCEX10S	310	SD1039	786	SDRM3I	256
SBT57400-450	698	SCEX10S-CASE	310	SD-1039-1	786	SDRM4.5I	256
SBT57400-500	698	SCEX11	310	SD-1039-2	786	SDRM4I	256
SBT57400-530	698	SCEX12	310	SD-1039-3	786	SDRM5I	256
SBT57560	698	SCEX13	310	SD-1039-4	786	SDRM6I	256
SBT57900P	698	SCEX14	310	SD-1039-5	786	SDRM8IB	256
SBT590	698	SCEX15	310	SD-1039-6	786	SDRMHB1.5I	256
SBT590-3	698	SCEX16	310	SD-1039-7	786	SDRMHB2.5I	256
SBT59800	698	SCEX17	310	SD-1039-8	786	SDRMHB2I	256
SBT734	698	SCEX18	310	SD1118	176, 771	SDRMHB3.5I	256
SBT736	699	SCEX19	310	SD1133A	785	SDRMHB3I	256
SBT8585	699	SCEX2	310	SD1170	741	SDRMHB4.5I	256
SBT8586	699	SCEX20	310	SD12	54	SDRMHB4I	256
SBT8591	699	SCEX20S	308	SD1270CS01	712	SDRMHB5I	256
SBW9K	266	SCEX20SCASE	308	SD1270FR01	712	SDRMND2.5I	256
SC103	807	SCEX21	310	SD1270GM01	712	SDRMND3.5I	256
SC132	783	SCEX22	310	SD1270H01	712	SDRMND3I	256
SC14MMR	171, 718, 719	SCEX23	310	SD1270S8	712	SDRMND4I	256
SC1531	727	SCEX24	310	SD1270T01	712	SDRMND5I	256
SC1531	727	SCEX25	310	SD1270T02	712	SDRMND6I	256
SC1531A	727	SCEX25S	310	SD1270T2	712	SDRMND7I	256
SC161A	697	SCEX25S-CASE	310	SD1270T3	712	SDRMND8I	256
SC177R	719	SCEX3	310	SD1580ATA	742	SDRMP00I	256
SC177RTW	719	SCEX35S	310, 836	SD1580FR	742	SDRMP0I	256

SDRMP1I	256	SHK5WR	273	SHMU38-R	135	SMM102TR	70
SDRMT10HI	256	SHK9	274	SHMU38-Y	135	SMM106TR	70
SDRMT15HI	256	SHKL13APA	271	SHMW10-R	201	SMM126BRPT	136, 824
SDRMT20HI	256	SHKL13RBRT	270	SHMW10-Y	201	SMM12SBRPT	137
SDRMT5HI	256	SHKL13SB	277	SHP20T	615	SMM206BR	148
SDRMT6HI	256	SHKM15ABA	271	SID13BA	306, 824	SMM246PTR	148
SDRMT7HI	256	SHKM5WR	273	SK17350	744	SMM446BR	148
SDRMT8HI	256	SHKM6	274	SLF3	299, 826	SMMDMP126PT	73
SDRMT9HI	256	SHKM7	274	SLT13RBRT	160	SMMDPEX9RBRT	157
SDT6PT	189, 830	SHKM9APA	271	SM102TR	70	SMMF6	278
SDTM5PT	189, 830	SHKML9APA	271	SM106TR	70, 824	SMMIP126TR	73, 835
SE18A	731	SHKML9RBRT	270	SM126BRPT	136	SMMP186PT	73
SE24A	731	SHKML9SB	277	SM12SBRPT	137	SMMP96TR	73
SET	324	SHKMPH66	275	SM12T	70	SMMPEX9RBRT	157
SF19802	712, 769	SHKMPH92	275	SM192BR	148	SMMU92TRA	72, 828
SF8A	279	SHKPH56	275	SM196BR	148	SMMU96BRPT	136
SFB56PTR	192	SHKPH92	275	SM23MPTG	146	SMMU96TRA	72
SFB86KR	192	SHKS13C	172, 276, 824	SM23MPTO	146	SMP10SS	177, 295
SFBM116KR	192	SHKSM15C	276	SM23MPTR	146	SMP12B	295
SFBM66PTR	192	SHKSM9C	172, 276, 824	SM23PTG	146	SMP13B	295
SFC7PT	192, 826	SHKSMF34	274	SM23PTO	146	SMP3HGB	297
SFCM7PT	192, 826	SHKT9PT	826	SM23PTR	146	SMP3SS	295
SG1100-10	648	SHKT9RBRT	269	SM38MPTG	147	SMP4SS	295
SG1300-13	648	SHKT89RBRT	270	SM38MPTO	147	SMP5EKL	68, 835
SG1300-14	648	SHKTBM8RBRT	270	SM38MPTR	147	SMP5HGB	297
SG1300-15	648	SHKTM8PT	826	SM38PTG	147	SMP5SS	177, 295
SG1300-18	648	SHKTM8RBRT	269	SM38PTO	147	SMP6HGB	297
SGC151	648	SHKTT7PT	277, 828	SM38PTR	147	SMP6SS	295
SGC601	648	SHKTT7RBRT	269	SMB10KKS	183, 185	SMP8SS	177, 295
SGCK-22	649	SHKTX7WR	273	SMB14KKS	183, 185	SMPEX9RBRT	157
SGFIL	648	SHKTX8	274	SMB19KS	183, 185	SMRF10	278
SGH1	648	SHM25-G	135	SMB5KS	183, 185	SMRF12	278
SGT34730	730	SHM25-R	135	SMCOS10KS	111, 193, 830	SMRF4KB	278, 830
SGT34760	730	SHM25-Y	135	SMD126BRPT	136	SMRF6	278
SGT34770	730	SHM38-G	135	SMD82TR	71, 824	SMRF8	278
SGT35000	730	SHM38-R	135	SMD86TR	71	SMT16LRA	307
SGT35150	730	SHM50-G	135	SMDM102TR	71, 824	SMT17LRA	307
SGT35200	730	SHM50-R	135	SMDM106TR	71	SMT9PT	113
SGT35250	730	SHMB25	55	SMDM126BRPT	136	SMU72TRA	72
SGT35350	730	SHMD3811R	135	SMDP56BRPT	137	SMU76BRPT	136
SGT35500	730	SHMD3813Y	135	SMDPEX9RBRT	157	SMU76TRA	72
SGT35550	730	SHMD3815G	135	SMDPM96BRPT	137	SMUP52TR	74
SGT35650	730	SHMD38-G	135	SMDPM96PTR	74	SMUP56TR	74, 835
SH25	134	SHMD38-R	135	SME6EKLTQ	67	SMUPM96TR	74, 835
SH2AV	304	SHMD38-Y	135	SMEDL3PT	65	SMXH53B	126
SH34	134, 358, 359	SHML25-B	134	SMEK5PT	67	SMXT25B	119
SH38	134	SHML25-R	134	SMEW5PT	68	SMXT62B	122
SH3AV	304	SHML38-R	134	SMF4KB	278, 826	SMXTL8B	115, 826
SH444B	56	SHMLAS25	133	SMF6A	279, 828	SMXTSH11B	112
SH4AV	304	SHMLAS38	133	SMH17PT	125, 826	SMXU4T	131
SH50	103, 103, 134	SHMLAS50	133	SMH17RBRT	151	SMXUT11HB	121, 828
SH502	56	SHMS3811R	135	SMHB10KS	183, 185, 826	SMXUTSH11B	121
SHK15ABA	271	SHMS3813Y	135	SMI126TR	71	SMXVE11B	826
SHK15APA	271	SHMS3815G	135	SMIP106TR	73, 835	SMXVE13B	116, 120
SHK18ABA	271	SHMSD38-G	135	SMLT13B	113	SMXVED13B	116
SHK5	274	SHMSD38-R	135	SMLT13PT	121	SMXVEKM11PT	130

INDEX - SKU NUMBER

SMXVEP13B - T40

SMXVEP13B	116	SPL1500M	557	SRWMO126PT	197	ST560	678
SMXVES51RBRT	163	SPL2500M	557	SRWMF126PT	198	STEX1	308
SMXVHT50B	118	SPL5000MRC	557	SRWMF212PTB	196, 826	STEX2	308
SMXVHTL13B	115	SPLM-STAND	556	SRWMLF212PTA	196	STEX3	308
SMXVMH20RBRT	164	SPRG887	671	SRWMO212PTB	195, 824	STEX4	308
SMXVT52B	117	SPS1	717	SRWMO26PT	195	STEX5	308
SMXVTL13B	115	SPS8310	717	SRWMS146PT	198	STEX5S	308
SMXVTP12RBRT	162	SPT10RBRT	162	SRWMS214PTA	195	STEX5SPOUCH	308
SMXVUL3PT	131	SR1032A	311	SRW0212PTB	195, 824	STEX6	308
SND7F	826	SR10A	311	SRWS106PT	198	STK10PA	272
SND9M	826	SR1232A	311	SRWS210PTA	195	STK20350	662
SNDF7DR-S	252	SR12A	311	SRXD10PT	139	STK21600	667
SOCKET	352	SR1432A	311	SRXD12PT	139	STK21891	666
SP10B	282	SR1632A	311	SRXD14MMPT	139, 141	STK32905	669
SP114	231	SR20B	311	SRXS10MMPT	141	STK35011	661
SP161G	231	SR400	830	SRXS12MMPT	140	STK35012	661
SP162	228, 830	SR4FA	311, 830	SRXS12PT	138, 141	STK35015	661
SP16B	282	SR4MA	311, 830	SRXS13PT	140	STK35020	661
SP29B	282	SR50K	241	SRXS14MMPT	138	STKL6PA	272
SP29D(R,G,O)	280	SR6A	311	SRXS8PT	139	STL500M(R,G,O)	554
SP389FC-01	717	SR832A	311	SS10	285	STLWH1	782
SP389FC-02	717	SR8A	311	SS1200	285	STLWH1PD	782
SP389FC-03	717	SRI1225	240	SS12100A	134	STLWH2	782
SP389FC-04	717	SRI1960	240	SS12200A	134	STLWH2PD	782
SP389FC-05	717	SRK12237	689	SS14100A	134	STP12B	114
SP389FCC	717	SRMK-ML	132	SS14200A	134	STP600B	740, 832
SP3COB	219, 832	SRMS12MMPT	136, 137	SS2M	267	STP60B	741
SP4EBP	130	SRMS12PT	136, 137	SS38100A	134	STP9LPT	116
SP530	718	SRMS5PT	137	SS38200A	134	STP9PT	116
SP531	718	SRMS9MMPT	137	SS3A	282	STPMXVE11B	120
SP532	718	SRO1225	240	SS4A	282, 824	STS10RBRT	162
SP533	718	SRO1960	240	SS6E	245	STTP25B	114, 826
SP566A	719	SRPP6KSS	295, 828	SSBT737	699	SV108TR	99
SP57HB	719, 828	SRPS4	240, 828	SSDE1	267	SV152TR	99
SP600A	716	SRT4	281	SSMXH16RBRT	150	SV156BRPT	142
SP700A	716	SRTL1314R	132	SST13PT	114, 116	SV156TR	99, 824
SP8BA	177, 282	SRTL1812R	132	SST13RBRT	160	SV206TR	99
SP8PA	719	SRTL1838R	132	SSTM8IB	256	SV3PT	783
SPB3PT	299, 828	SRTLK13R	132	SSWF3K	200	SV5EWPT	96
SPD-DISPLAY	429	SRTLK18R	132	SSWH4K	200	SVA15B	128
SPEX1	309, 310, 315	SRTL1312R	132	SSWP4K	200	SVA7B	128, 834
SPEX10LDS	309	SRTL1314R	132	ST10N(G,O)	253	SVAM8B	128, 834
SPEX10LDSCASE	309	SRTL1338R	132	ST115	679	SVD122TR	101
SPEX10MDS	309	SRTL1812R	132	ST11HT	112	SVD126BRPT	142, 826
SPEX10MDSCASE	309	SRTL1814R	132	ST11T	112	SVD126TR	101
SPEX2	309, 310, 315	SRTL1838R	132	ST12HB	112, 826	SVDM102TR	101
SPEX3	309, 310, 315	SRVD13MMPT	143	ST13B	114, 824	SVDM106BRPT	142, 826
SPEX4	309, 310, 315	SRVD13PT	143-145	ST13RBRT	160	SVDM106TR	101
SPEX5	309, 310, 315	SRVD15PT	142, 143	ST150B	828	SVDP116DTR	104
SPEX5S	309	SRVD16MMPT	143-145	ST15N(G,O)	253	SVDP136BRPT	143, 834
SPEX5SPOUCH	309	SRVS10MMPT	142	ST20N(G,O)	253	SVDP136TR	104
SPEX6	309, 310	SRVS12PT	142	ST230	678	SVDP13SBRPT	145
SPK13-SET	718	SRW0126PT	197	ST25N(G,O)	253	SVDP186TR	104
SPK9-SET	826	SRWF28PTB	196, 826	ST300	678	SVDPM116TR	104
SPK9-SET	718	SRWF86PT	198	ST380	526	SVDPM14SBRPT	145
SPL1000M	557	SRWLF28PTA	196	ST400	526	SVDPM166BRPT	143, 834

SVDPM166TR	104	SWF3	200	SXDM146TR	87	SXP17PTR	89
SVDPM246CBR	104	SWF4	200	SXDM186TR	87	SXP3EKL	81, 834
SVDPM66BRPT	143	SWH1	200	SXDP106BRPT	139	SXP82TR	88
SVE4EKLTD	96	SWH2	200	SXDP125BRPT	141	SXP86BRPT	139
SVE5PT	96, 826	SWH3	200	SXDP76TR	89, 834	SXP86TR	88, 834
SVH14RBRT	151	SWH4	200	SKDPEX5RBRT	158	SXPEX5RBRT	158
SVH7PTA	124	SWL70D(R,G,O)	280, 813	SKDPM105BRPT	141	SXPM112TR	88
SVHLP14RBRT	161	SWP1	200	SKDPM142TR	90	SXPM116TR	88, 834
SVHM10PT	124, 828	SWP2	200	SKDPM146TR	90	SXPM156BRPT	139
SVHP14RBRT	161	SWP3	200	SKDPM176TR	90	SXPM206PTR	90
SVM102TR	100	SWP4	200	SXE4EKLTD	80	SXS112PTR	184
SVM106BRPT	142, 824	SWP800A-12	815	SXE6EKLTD	80, 828	SXS116CR	84
SVM106TR	100	SWP800B	815	SXE7RBRTFOR	156	SXS116CR-CL	84
SVM232TR	100	SWP800B-1	815	SXEDLA3PT	79	SXSH14RBRT	153
SVM236TR	100	SWP800B-10	815	SXEK5PT	80, 169, 824	SXSHL7RBRT	153
SVMDEX7RBRT	159	SWP800B-11	815	SXEK5PT	80	SXSHLM7RBRT	153
SVMPEX7RBRT	159	SWP800B-12	815	SXEW5PT	80	SXSM102PTR	184
SVMUEP72B	97	SWP800B-13	815	SXEW7PT	80, 830	SXSM116CR	84
SVP135BRPT	144	SWP800B-14	815	SXH60B	127	SXT10LRA	307
SVP152TR	102	SWP800B-15	815	SXH7RBRT	152	SXU76BRPT	138
SVP156BRPT	143	SWP800B-16	815	SXHLP14RBRT	154	SXU76TRA	87
SVP156TR	102, 834	SWP800B-2	815	SXHP14RBRT	154	SXUDM106TRA	87
SVP3EKL	96, 834	SWP800B-3	815	SXHS14B	83	SXUE9B	121, 828
SVP3EKLTD	96, 834	SWP800B-4	815	SXHS7RBRT	152	SXUEP82B	81
SVP3TK	783	SWP800B-5	815	SXID9K	306	SXUP72TR	91
SVP8T	107	SWP800B-6	815	SXIM136TR	86, 830	SXUP76TR	91, 835
SVP92TR	102	SWP800B-7	815	SXIPM106TR	89	SXUPD72PTR	91, 835
SVP96TR	102	SWP800B-8	815	SXIPM176TR	89	SXUPD76PTR	91
SVPEX5RBRT	159	SWP800B-9	815	SKLE4RBRT	156	SXUPDM102TRA	91
SVPEXR4PT	97	SWP800B-8	815	SKLE7RBRT	156	SXUPDM106TR	835
SVPEXRL	97	SWP80A	815	SKLH14RBRT	150	SXUPDM106TRA	91
SVPM132TR	102	SX122TR	84, 824	SKM12DSBRPT	140	SXUPM102TRA	91
SVPM136BRPT	143	SX126BRPT	138	SX125BRPT	140	SXUPM106TR	835
SVPM136TR	103, 834	SX126TR	84	SX142TR	85, 824	SXUPM106TRA	91
SVPM145BRPT	144	SX13DSBRPT	140	SX146BRPT	138	SXUPM106TR	91
SVPM236CBR	103	SX135BRPT	140	SX146TR	85	SXVBR24B	129
SVPM66BRPT	143	SX146TR	86, 830	SX186TR	85, 830	SXVH40RBRT	165
SVPT116B	107, 783	SX14T	86	SXMA7PT	123, 826	SXVMTSL8B	120
SVT5LRA	307	SX196BR	149	SXMA7T	124	SXVMTS8B	121
SVUEP62B	97	SX446BR	149	SXMAL8PTA	125	SZDP116TRA	110
SVUP66DPTR	106	SXA14B	123	SXMALB8PT	125, 826		
SVUP66TR	106	SXA7PT	123, 826	SXMAS7T	124		
SVUP7PTR	106, 834	SXA7T	124	SXMAS8PT	123		
SVUP96TR	106	SXAB15B	128	SXMDPEX8RBRT	158		
SVUPDM76PTR	106	SXAL7PTA	125	SXMH7RBRT	152		
SVUPM7PTR	106, 834	SXALB7PT	826	SXMH57RBRT	152		
SVUPM96TR	106	SXAP15B	125	SXMP206PT	138		
SVXMLPTS12RBRT	155	SXAS7PT	123	SXMPEX8RBRT	158		
SVXMLTS12RBRT	155	SXAS7T	124	SXMTS9B	119		
SVXMPPTS12RBRT	155	SXASS16PT	124	SXMTSH8B	119		
SVXMTS12RBRT	154	SXB92H	111, 211	SXMTSP8PT	119		
SW6500B	726	SXBM102H	111, 211	SXMTSPL8PT	120		
SW70B	282	SXD122TR	86	SXMU106BRPT	138		
SWC900	689	SXD126BRPT	139, 824	SXMU106TRA	87, 826		
SWCK4548	689	SXD126TR	86	SXMUEP102B	81		
SWF2	200	SXDM142TR	87	SX07T	83		
		SXDM146BRPT	139, 824	SXP125BRPT	141		

T

TIG2010	681
T12135BP	444
T13125BP	444
T13135BP	444
T13610-5BP	444
T13612-5BP	444
T30	112
T30H	112
T3425	30, 36, 59
T3425COVER	53
T3425COVERSET*	53
T3425LNXTOP	53
T3425SSTOP	53
T3425TC	36, 59
T39660	722
T40	112



INDEX- SKU NUMBER

T40H - TZ05604

T40H	112	TBN-30	315	TD960	722	TKLT27	272
T45	112	TBN-36	315	TDG120	777	TKLT30	272
T45H	112	TBN-39	315	TDG479	177, 791, 824	TKLT40	272
T50	112	TBN-43	315	TDG500	791	TKLT9	272
T5025BBTOP	53	TBN-7	315	TFL-13	784	TKT10	122
T5025BOOK	35	TBN-9	315	TFL-17M	784	TKT15	122
T5025COVER	53	TC030	792	TFL-1921	783	TKT20	122
T5025COVERSET*	53	TC126A	583, 792	TFL-19M	784	TKT25	122
T5025LNXTOP	53	TC2550	590, 592	TFL-21M	784	TKT27	122
T5025P	35, 59	TC2555	590, 592	TFL-3413	783	TKT30	122
T5025PD	30	TC3600	590, 592	TFL3-SET	783	TKT40	122
T5025PDP	35, 59	TC375A	792	TFL6-SET	784, 834	TKT45	122
T5025SSTOP	53	TC5000	592	TFL-78	784	TKT50	122
T5025TC	35, 59	TC5500	592	TFL-7815	783	TKT55	122
T5025TH	34, 35	TC875	591, 592	TFM500A	643	TKT6	122
T5025THP	35	TC876	591, 592	TG1000C	777	TKT8	122
T5025THSSPEG	52	TCM130B	583, 792	TG1014	776	TKT9	122
T50H	112	TCT101A	245	TG10DA	778	TL420M(R,G,O)	554
T55	112	TCT101E	224	TG110	778	TL550E	527
T55H	112	TCT1028B	246	TG120	177, 778	TL96995	559
T60	126	TCT10A	243	TG150	778	TL98268-(R,G,O)	554
T6725BBTOP	53	TCT111P	245	TG160	778	TL98795	554
T6725COVER	53	TCT112P	245	TG390	778	TL98813	554
T6725COVERSET*	53	TCT15A	244, 245	TG400	778, 824	TLF98206	555
T6725DT	33, 59	TCT15E	824	TG570	778	TLF98207	555
T6725LNXTOP	53	TCT18A	243	TG900	777	TLL2020	555
T6725P	59	TCT2000	243	TGC2250	427, 700	TLL4400	554, 832
T6725PDP	29, 32, 59	TCT2A	243	TH-LED-STRIP-1	52	TM281	211
T6725SSTOP	53	TCT52A	244, 245	TH-LED-SYS-1PK	52	TOVWR1	708
T6725TC	32, 59	TCT52E	828	THX803K	802	TP1330B	704
T6725THP	33	TCT56EC	243	TIG180	681	TP15P	242
T6725THSSPEG	52	TCT60B	244, 245	TIG2010	680	TP16	242
T70V	126, 172	TCT747-KIT	246	TK10A	272	TP301A	779
TB410	792	TCT7A	244, 245	TK15A	272	TP601R	242
TB441	792	TCT9484	763	TK20A	272	TP602R	242
TB505	51, 441	TCW030	792	TK20WR	273	TP7	241
TB506	51, 441	TCW062	792	TK25A	272	TP727B	768, 832
TBL-B	315	TD1000	211	TK25WR	273	TP7AT	241
TBL-F	315	TD1000-R	211	TK27A	272	TP8	241
TBLGORG	51, 441	TD117COMBOS-CAS	315	TK27WR	273	TP8AT	241
TBL-H	315	TD117COMBOS-DSB	312-315	TK30A	272	TPB12	239
TBL-I	315	TD117COMBOS-US	312-315	TK30WR	273	TPB12-1	239
TBL-J	315	TD13MS	423	TK40A	272	TPB12A	239
TBL-O	315	TD13MS-DRILLS	423	TK40WR	273	TPB32	239
TBL-Q	315	TD200	714	TK45A	272	TPB32-1	239
TBL-R	315	TD25METS-US	312-315	TK45WR	273	TPB32A	239
TBL-S	315	TD25METS-US-CASE	315	TK50A	272	TPB34	239
TBL-U	315	TD25SAES-US	312-315	TK50WR	273	TPB34-1	239
TBL-Z	315	TD25SAES-US-CASE	315	TK55A	272	TPB34A	239
TBN-16	315	TD41METS-CASE	315	TK7A	272	TPB56	239
TBN-19	315	TD41METS-US	312-315	TK8A	272	TPB56-1	239
TBN-20	315	TD41SAES-CASE	315	TK9A	272	TPB56A	239
TBN-21	315	TD41SAES-US	312-315	TKLT10	272	TPH12	236
TBN-25	315	TD76COMBOS	832	TKLT15	272	TPH12A	236
TBN-29	315	TD76COMBOS-CASE	315	TKLT20	272	TPH32	236
TBN-3	315	TD76COMBOS-US	312-315	TKLT25	272	TPH32A	236

TPH34	236	TRM10-10	319	TT95839-1	545	TT96030-06	543
TPH34A	236	TRM10-1T	319	TT95839-10	545	TT96030-07	543
TPMS-KIT	779	TRM10-25D	319	TT95839-11	545	TT96030-08	543
TPQ12	176, 237	TRM10-25T	319	TT95839-12	545	TT96030-09	543
TPQ12-1	237	TRM10D	319	TT95839-13	545	TT96030-10	543
TPQ12A	237	TRM10T	319	TT95839-14	545	TT96030-11	543
TPQ32	176, 237	TRM11D	319	TT95839-15	545	TT96030-12	543
TPQ32-1	237	TRM11T	319	TT95839-16	545	TTWP	782
TPQ32A	237	TRM12-25D	319	TT95839-17	545	TU326	721
TPQ34	176, 237	TRM12-25T	319	TT95839-18	545	TV1986	779
TPQ34-1	237	TRM12-50D	319	TT95839-19	545	TV95975	779
TPQ34A	237	TRM12-50T	319	TT95839-20	545	TW-ANGLE	211
TPQ56	176, 237	TRM12D	319	TT95839-21	545	TWDFM30IN	210
TPQ56-1	237	TRM12T	319	TT95839-22	545	TWDFM75IN	210
TPQ56A	237	TRM14D	319	TT95839-23	545	TWDFV250FT	210
TPS344	744	TRM14T	319	TT95839-3	545	TWDFX150IN	210
TPT460M	729, 832	TRM6D	319	TT95839-4	545	TWDFX50FT	210
TPT6750	279	TRM6T	319	TT95839-5	545	TWDFZ600FT	210
TQD7244C	723	TRM8	319	TT95839-6	545	TWDFZ600FT-LS	210
TR1	319	TRM8D	319	TT95839-7	545	TWM200A	208, 828
TR10CD	319	TRM8T	319	TT95839-8	545	TWM200HTC	207
TR10CT	319	TRMSET	319	TT95839-9	545	TWM265IDA	205
TR10FD	319	TS1	226, 677	TT95886	544	TWM50	208
TR10FT	319	TS2	226, 677	TT95886M-01	544	TWMA265ID	205
TR12CD	319	TS3	226, 677	TT95886M-02	544	TWMS22BT	206
TR12CT	319	TS4500	631, 662, 788	TT95886M-03	544	TWTC1	778
TR12FD	319	TS6716AS	226	TT95886M-04	544	TWV150FC	207
TR12FT	319	TS70520	316	TT95886M-05	544	TWV250FC	207, 828
TR14CD	319	TS70540	316	TT95886M-06	544	TWV250FDA	205
TR14CT	319	TS70560	316	TT95886M-07	544	TWV250P	209
TR14FD	319	TS70580	316	TT95918	542	TWVA250FD	205
TR14FT	319	TS70600	316	TT95970	543	TWVF250	208
TR16CD	319	TS70620	316	TT95970-01	543	TWVS250BT	206
TR16CT	319	TS70640	316	TT95970-02	543	TWVTA250	206
TR16FD	319	TS70660	316	TT95970-03	543	TWX1000FC	207
TR16FT	319	TSA100S	316	TT95970-04	543	TWX100FC	207, 826
TR18CD	319	TSB25	34, 35, 59	TT95970-05	543	TWX100FDA	205
TR18CT	319	TSB25BBTOP	53	TT95970-06	543	TWX100P	209
TR18FD	319	TSB25COVER	53	TT95970-07	543	TWX200HTC	207
TR18FT	319	TSB25LNXTOP	53	TT95970-08	543	TWX250	208
TR2	319	TSB25PD	34, 35, 59	TT95970-09	543	TWX600IP	209
TR20CD	319	TSB25SSTOP	53	TT95970-10	543	TWX80FC	207
TR20FD	319	TSC25COVER	53	TT95970-11	543	TWXA100FD	205
TR2579A	319	TSC25TALL	34, 35, 59	TT95970-12	543	TWXF100	208
TR2599	319	TSDB-17	784	TT95980	542	TWXF75	208
TR6275A	817	TSDB-3419	784	TT95980-1	542	TWXS100BT	206
TR66A	319	TSDB3-SET	784	TT95980-2	542	TWXTA100	206
TR7023	817	TSDB-78	784	TT95980-3	542	TWZ400P	209
TR899	816	TSM16-88	211	TT95980-4	542	TWZ600	207
TR8CD	319	TSM4-22	211	TT95980-5	542	TWZ600P	209
TR8CT	319	TSS70500	316	TT96030	543	TWZA600FD	205
TR8FD	319	TST2340	715	TT96030-01	543	TZ05600	284
TR8FT	319	TT68A	788	TT96030-02	543	TZ05601	284
TRCOMBO-48	318, 319, 832	TT7750	542	TT96030-03	543	TZ05602	284
TRISHARP-BK	292	TT7750-4A	542	TT96030-04	543	TZ05603	284
TRISHARP-R	292	TT95839	545	TT96030-05	543	TZ05604	284



INDEX - SKU NUMBER

TZ05605 - VH15MMPRBRTBS

TZ05605	284	V126R	99, 168	V24SF	95	V610MMR	100, 168
TZ05607	284	V128R	99	V24SFA	95	V611MMPT	142
TZ05612	284	V142R	99	V24SFK	826	V611MMR	100, 168
U		V146PT	142	V24TA	307	V612MMPT	142
UC2822DTF	47, 59	V146R	99, 168	V262R	99	V612MMR	100, 168
UC2822DTH	47, 59	V148R	99	V266PT	142	V613MMPT	142
UC3016	48	V15E	96	V266R	99, 168	V613MMR	100, 168
UC3016-1DRW	48	V15EKLQ	96	V268R	99	V614MMPT	142
UC3720DTF	46, 59	V15EW	96	V26TA	307	V614MMR	100, 168
UC3720DTH	46, 59	V162R	99	V282R	99	V615MMPT	142
UC3720SLF	44, 59	V166PT	142	V286PT	142	V615MMR	100, 168
UC3720SLH	59	V166R	99, 168	V286R	99, 168	V616MMPT	142
UC3919-3DRW	48	V168R	99	V288R	99	V616MMR	100, 168
UC4122DTF	47, 59	V182R	99	V28TA	307	V617MMPT	142
UC4122DTH	47	V186PT	142	V2E	96	V617MMR	100, 168
UC4125FD	43, 59	V186R	99, 168	V302R	99	V618MMPT	142
UC4125FDCOVER	53	V188R	99	V306PT	142	V618MMR	100, 168
UCSB20	44	V18SF	95, 169	V306R	99, 168	V619MMPT	142
UCSC20	44	V1EW	96	V30SF	95	V619MMR	100, 168
UCT750B	767	V202R	99	V30SFA	95	V620MMR	100, 168
UCT750C	765	V206PT	142	V30TA	307	V621MMR	100, 168
UHL2000RC	559	V206R	99, 168	V322R	99	V622MMR	100, 168
UJP904	808	V208R	99	V326PT	142	V623MMR	100, 168
UJP907	808	V20SL	95	V326R	99, 168	V624MMR	100, 168
UK200	293	V210MMR	100	V328R	99	V625MMR	100
UK536	293	V211MMR	100	V32TA	307	V626MMR	100
UK536M	293	V212MMR	100	V342R	99	V627MMR	100
UNI100	687	V213MMR	100	V346PT	142	V628MMR	100
UNI1005	687	V214MMR	100	V346R	99, 168	V629MMR	100
UNI1007	687	V215MMR	100	V34EKLQ	96	V630MMR	100
UPS700	799	V216MMR	100	V362R	99	V631MMR	100
UPT100-SET	664	V217MMR	100	V366PT	142	V632MMR	100
URE5700HT	688	V218MMR	100	V366R	99, 168	VA10T	422
UT018A	674	V219MMR	100	V382R	99	VA12T	422
UT026A	674	V220MMR	100, 830	V386PT	142	VA1T	422
UT027A	674	V221MMR	100, 830	V386R	99, 168	VA20T	422
UT028A	674	V222MMR	100, 830	V3E	96, 169	VA2T	422
UT029A	674	V222R	99	V3EKLQ	96	VA3T	422
UT031A	674	V223MMR	100, 830	V3EKM	130	VA4T	422
UT12SBB	674	V224MMR	100, 830	V3EW	96	VA502T	399, 422
UT3VA	674	V225MMR	100, 830	V3LA	98	VC1	779
UT4UA	674	V226MMR	100, 830	V3U	98, 169	VC1HD	779
UT5VA	674	V226PT	142	V3UL	131	VC572	701
UT730	672	V226R	99, 168	V402R	99	VCR141	779
UT980	706	V227MMR	100, 830	V406PT	142	VCT0387-046	689
UTS024A	674	V228MMR	100, 830	V406R	99, 168	VCT1423-0016	689
UTS036A	674	V228R	99	V426R	99, 168	VCT1423-0032	689
UVSPEC	579	V229MMR	100, 830	V446R	99, 168	VD142R	101
V		V230MMR	100, 830	V466R	99, 168	VD146PT	142
V10E	96, 169	V231MMR	100	V486R	99, 168	VD146R	101, 168
V10EKLQ	96, 130	V232MMR	100	V506R	99, 168	VD162R	101
V10EKM	130	V242R	99	V5E	96, 169	VD166PT	142
V10EW	96, 130	V246PT	142	V5EKLQ	96, 130	VD166R	101, 168
V11EPSW	95	V246R	99, 168	V5EKM	130	VD182R	101
V122R	99	V248R	99	V5EW	96, 130	VD186PT	142
V126PT	142	V24EKLQ	96	V610MMPT	142	VD186R	101, 168

VD202R	101	VD616MMPT	142	VDP26SPT	145	VDP622MMR	104, 167
VD206PT	142	VD616MMR	101, 168	VDP27SMMPT	145	VDP623MMPT	143
VD206R	101, 168	VD617MMPT	168	VDP286DR	104	VDP623MMR	104, 167
VD210MMR	101	VD617MMR	101, 168	VDP286R	104, 167	VDP624MMPT	143
VD211MMR	101	VD618MMPT	142	VDP28PT	143	VDP624MMR	104, 167
VD212MMR	101	VD618MMR	101, 168	VDP28SPT	145	VDP625MMPT	143
VD213MMR	101	VD619MMPT	142	VDP306DR	104	VDP625MMR	104, 167
VD214MMR	101	VD619MMR	101, 168	VDP306R	104, 167	VDP626MMPT	143
VD215MMR	101	VD620MMR	101, 168	VDP30PT	143	VDP626MMR	104
VD216MMR	101	VD621MMR	101, 168	VDP30SPT	145	VDP627MMPT	143
VD217MMR	101	VD622MMR	101, 168	VDP326DR	104	VDP627MMR	104
VD218MMR	101	VD623MMR	101, 168	VDP326R	104, 167	VDP628MMR	104
VD219MMR	101	VD624MMR	101, 168	VDP32PT	143	VDP629MMR	104
VD220MMR	101	VD625MMR	101	VDP32SPT	145	VDP630MMPT	143
VD222R	101	VD626MMR	101	VDP346DR	104	VDP630MMR	104, 781
VD226PT	142	VD627MMR	101	VDP346R	104, 167	VDP632MMPT	143
VD226R	101, 168	VD630MMR	101	VDP34PT	143	VDP632MMR	104
VD242R	101	VDP10SMMPT	145	VDP34SPT	145	VDP634MMPT	143
VD246PT	142	VDP11SMMPT	145	VDP366DR	104	VDP634MMR	104
VD246R	101, 168	VDP12SMMPT	145	VDP366R	104, 167	VDP635MMR	104, 781
VD262R	101	VDP13SMMPT	145	VDP36PT	143	VDP636MMPT	143
VD266PT	142	VDP146R	104, 167	VDP36SPT	145	VDP636MMR	104, 781
VD266R	101, 168	VDP14PT	143	VDP386R	104	VE18S	116, 118, 120, 122
VD282R	101	VDP14SMMPT	145	VDP38SPT	145	VE20S	116, 118, 120, 122, 172
VD286PT	142	VDP14SPT	145	VDP406R	104, 167	VE22S	116, 120
VD286R	101, 168	VDP15SMMPT	145	VDP40PT	143	VE24S	116, 120
VD302R	101	VDP166DR	104	VDP426R	104	VED18S	116
VD306PT	142	VDP166R	104, 167	VDP446R	104	VED20S	116
VD306R	101, 168	VDP16PT	143	VDP466R	104	VED22S	116
VD322R	101	VDP16SMMPT	145	VDP486R	104	VED24S	116
VD326PT	142	VDP16SPT	145	VDP610MMPT	143	VEPUSHRBRTFOR	159
VD326R	101, 168	VDP17SMMPT	145	VDP610MMR	104, 167	VEP18S	116
VD342R	101	VDP186DR	104	VDP611MMPT	143	VEP20S	116
VD346PT	142	VDP186R	104, 167	VDP611MMR	104, 167	VEP22S	116
VD346R	101, 168	VDP18PT	143	VDP612MMPT	143	VEP24S	116
VD362R	101	VDP18SMMPT	145	VDP612MMR	104, 167	VEPUSHRBRTFOR	159
VD366PT	142	VDP18SPT	145	VDP613MMPT	143	VFL12	725
VD366R	101, 168	VDP19SMMPT	145	VDP613MMR	104, 167	VG3000	728
VD386R	101, 168	VDP206DR	104	VDP614MMPT	143	VGADPTB	740
VD406R	101, 168	VDP206R	104, 167	VDP614MMR	104, 167	VGCK	701
VD426R	101	VDP20PT	143	VDP615MMDR	104, 167	VH10BS	124
VD446R	101	VDP20SPT	145	VDP615MMPT	143	VH10MMBS	124
VD466R	101	VDP21SMMPT	145	VDP615MMR	104, 167	VH12BS	124
VD486R	101	VDP226DR	104	VDP616MMPT	143	VH12MMBS	124
VD610MMPT	142	VDP226R	104	VDP616MMR	104, 167	VH13MMBS	124
VD610MMR	101, 168	VDP22PT	143	VDP617MMPT	143	VH13MMLPRBRTBS	161
VD611MMPT	142	VDP22SMMPT	145	VDP617MMR	104, 167	VH13MMPRBRTBS	161
VD611MMR	101, 168	VDP22SPT	145	VDP618MMPT	143	VH14BS	124
VD612MMPT	142	VDP246DR	104	VDP618MMR	104, 167	VH14LPRBRTBS	161
VD612MMR	101, 168	VDP246R	104, 167	VDP619MMPT	143	VH14MMBS	124
VD613MMPT	142	VDP24PT	143	VDP619MMR	104, 167	VH14MMLPRBRTBS	161
VD613MMR	101, 168	VDP24SPT	145	VDP620MMPT	143	VH14MMPRBRTBS	161
VD614MMPT	142	VDP266DR	104	VDP620MMR	104, 167	VH14PRBRTBS	161
VD614MMR	101, 168	VDP266R	104, 167	VDP621MMPT	143	VH15MMBS	124
VD615MMPT	142	VDP26PT	143	VDP621MMR	104, 167	VH15MMLPRBRTBS	161
VD615MMR	101, 168	VDP26SMMPT	145	VDP622MMPT	143	VH15MMPRBRTBS	161



INDEX - SKU NUMBER

VH16BS - WSD66

VH16BS	124	VP146R	102, 167	VP26SMMP	144	VP615MMR	103, 167
VH16LPRBRTBS	161	VP14SMMP	144	VP26SPT	144	VP616MMPT	143
VH16MMLPRBRTBS	161	VP14SPT	144	VP27SMMP	144	VP616MMR	103, 167
VH16MMPRBRTBS	161	VP15SMMP	144	VP282R	102	VP617MMPT	143
VH16PRBRTBS	161	VP16	107	VP286PT	143	VP617MMR	103, 167
VH17MMBS	124	VP162R	102	VP286R	102, 167	VP618MMPT	143
VH17MMLPRBRTBS	161	VP166PT	143	VP28SPT	144	VP618MMR	103, 167
VH17MMPRBRTBS	161	VP166R	102, 167	VP2EB	97	VP619MMPT	143
VH18BS	124	VP16SMMP	144	VP2EXR	97	VP619MMR	103, 167
VH18LPRBRTBS	161	VP16SPT	144	VP302R	102	VP620MMR	103
VH18MMBS	124	VP17SMMP	144	VP306PT	143	VP621MMPT	143
VH18MMLPRBRTBS	161	VP18	107	VP306R	102, 167	VP621MMR	103, 167
VH18MMPRBRTBS	161	VP182R	102	VP30SPT	144	VP622MMPT	143
VH18PRBRTBS	161	VP186PT	143	VP31EKL	96	VP622MMR	103, 167
VH19MMBS	124	VP186R	102, 167	VP322R	102	VP623MMR	103
VH19MMLPRBRTBS	161	VP18EKL	96	VP326PT	143	VP624MMPT	143
VH19MMPRBRTBS	161	VP18EXRL	97	VP326R	102, 167	VP624MMR	103, 167
VH20BS	124	VP18SMMP	144	VP32SPT	144	VP625MMR	103
VH20LPRBRTBS	161	VP18SPT	144	VP33EXRL	97	VP626MMR	103
VH20PRBRTBS	161	VP19SMMP	144	VP342R	102	VP627MMR	103
VH22LPRBRTBS	161	VP20	107	VP346PT	143	VP628MMR	103
VH22PRBRTBS	161	VP202R	102	VP346R	102, 167	VP629MMR	103
VH24BS	124	VP206PT	143	VP34EXR	97	VP630MMR	103
VH24LPRBRTBS	161	VP206R	102, 167	VP34SPT	144	VP632MMR	103
VH24PRBRTBS	161	VP20SPT	144	VP362R	102	VP646MMR	103
VH26LPRBRTBS	161	VP210MMR	102	VP366PT	143	VP8	107
VH26PRBRTBS	161	VP211MMR	102	VP366R	102, 167	VP9	107
VH6MMBS	124	VP212MMR	102	VP36SPT	144	VPDMEX19RBRT	159
VH8MMBS	124	VP213MMR	102	VP382R	102	VPDMEX20RBRT	159
VHS11MMRBRTBS	164	VP214MMR	102	VP386PT	143	VPDMEX21RBRT	159
VHS12MMRBRTBS	164	VP215MMR	102	VP386R	102, 167	VPDMEX22RBRT	159
VHS13MMRBRTBS	164	VP216MMR	102	VP38SPT	144	VPDMEX23RBRT	159
VHS14MMRBRTBS	164	VP217MMR	102	VP3EB	97, 130, 783	VPDMEX24RBRT	159
VHS15MMRBRTBS	164	VP218MMR	102	VP3EKL	96	VPDMEX25RBRT	159
VHS16MMRBRTBS	164	VP219MMR	102	VP402R	102	VPEX24RBRT	159
VHS17MMRBRTBS	164	VP21SMMP	144	VP406PT	143	VPEX26RBRT	159
VHS18MMRBRTBS	164	VP221MMR	102	VP406R	102, 167	VPEX28RBRT	159
VHS19MMRBRTBS	164	VP222MMR	102	VP426R	102	VPEX30RBRT	159
VIDEO SCOPE APP	506	VP222R	102	VP446R	102	VPEX32RBRT	159
VLT6ORBRT	160, 163	VP224MMR	102	VP466R	102	VPLTS16MMRBRT	155
VP10	107	VP226PT	143	VP486R	102	VPLTS18MMRBRT	155
VP10EB	97, 130	VP226R	102, 167	VP5000K	730	VPM626MMPT	143
VP10EKL	96	VP22SMMP	144	VP5EB	97	VPM627MMPT	143
VP10SMMP	144	VP22SPT	144	VP5EKL	96	VPM630MMPT	143
VP11SMMP	144	VP242R	102	VP5EXR	97	VPM632MMPT	143
VP12	107	VP246266	783	VP610MMPT	143	VPM634MMPT	143
VP122R	102	VP246PT	143	VP610MMR	103, 167	VPM636MMPT	143
VP126PT	143	VP246R	102, 167	VP611MMPT	143	VPMEX19RBRT	159
VP126R	102, 167	VP24EKL	96	VP611MMR	103, 167	VPMEX20RBRT	159
VP12EXR	97	VP24EXP	97	VP612MMPT	143	VPMEX21RBRT	159
VP12SMMP	144	VP24EXR	97	VP612MMR	103, 167	VPMEX22RBRT	159
VP13SMMP	144	VP24EXRL	97	VP613MMPT	143	VPMEX23RBRT	159
VP14	107	VP24SPT	144	VP613MMR	103, 167	VPMEX24RBRT	159
VP142R	102	VP262R	102	VP614MMPT	143	VPMEX25RBRT	159
VP146DA	128	VP266PT	143	VP614MMR	103, 167	VPT246	107, 783
VP146PT	143	VP266R	102, 167	VP615MMPT	143	VPT266	107, 783

VPT286	107, 783	VT24Y	104	VUP146R	106	WB2800	596, 597
VPT306	107, 783	VT25Y	100	VUP166DR	106	WB4200	597
VPT326	107, 783	VT29Y	106	VUP166R	106	WB4505	596, 597
VPT346	107, 783	VT32	104	VUP182R	106	WB755	597
VPT3E	107, 783	VT33	104	VUP186DR	106	WBE3502	432
VPT5E	107, 783	VT34	106	VUP186R	106	WBE3503	432
VPT60RBRT	162	VT36YR	104	VUP202R	106	WBK3C3	432
VPT617MM	107, 783	VT4	99	VUP206DR	106	WBK3C4	432
VPT619MM	107, 783	VT43P	779, 824	VUP206R	106	WC12	200
VPT621MM	107, 783	VT55BHS	122	VUP226DR	106	WC24	200
VR100SPA	94	VT55BS	122	VUP226R	106	WD1250	662
VR1190K	92, 169	VT60BS	114, 117-122, 172	VUP246DR	106	WDP633MMR	785
VR17K	94, 824	VT60BSP	116	VUP246R	106	WH6390	664
VR1890FK	92, 169, 826	VT60BSS	114, 116, 117	VUP266DR	106	WH90749	690
VR1890FPA	92, 93	VT60RBRT	160, 163	VUP266R	106	WH90750	690
VR1890K	92	VT7	102	VUP286DR	106	WH90753	690
VR1890LFK*	93	VT70RBRT	163	VUP286R	106	WIL14840	621
VR1890LFPA*	93	VT7Y	100	VUP2BA	98, 131, 834	WIL14841	621
VR1890PA	92, 93	VT80RBRT	163	VUP2PA	98	WIL14846	621
VR18FK	94	VT90RBRT	163	VUP2XBA	98	WIL14872	621
VR22FPA	94	VTL45	115, 117	VUP306DR	106	WIL14873	621
VR2690FPA	92, 93	VTL45H	115	VUP306R	106	WIS2278	786
VR2690K	92, 93	VTL50	115, 117	VUP326R	106	WL5200CL	599
VR2690LFK*	93	VTL50H	115	VUP346R	106	WL5201CL	599
VR2690LFPA*	93	VTL55	115, 117	VUP366R	106	WLT4700A	664
VR2690PA	92, 93	VTL55H	115	VUP386R	106	WR12SGR	201
VRR16FPA	94	VTL60	115, 117	VUP406R	106	WR12SCY	201
VRSAW7	434	VTL60BSP	116	VUP426R	106	WR15SGR	201
VRSAW9	434	VTL60H	115	VUP613MMR	106	WR15SCY	201
VSG211ZR	234	VTL70	115, 117	VUP614MMR	106	WR515B	201
VSG7LW	234	VTL70H	115	VUP615MMR	106	WRS10GR	201
VSH1116RBRTBS	151, 165	VTML60	113, 117, 121	VUP616MMR	106	WRS10GY	201
VSH11MMRBRTBS	151, 165	VTP60BS	114	VUP617MMR	106	WRS11GR	201
VSH12MMRBRTBS	151, 165	VTP60RBRT	163	VUP618MMR	106	WRS11GY	201
VSH12RBRTBS	151, 165	VTPE20S	120	VUP619MMR	106	WRS5GR	201
VSH1332RBRTBS	151	VTPE22S	120	VUP621MMR	106	WRS5GY	201
VSH13MMRBRTBS	151, 165	VTPE24S	120	VUP622MMR	106	WRS7GR	201
VSH14MMRBRTBS	151, 165	VTPS16MMRBRT	155	VUP624MMR	106	WRS7GY	201
VSH15MMRBRTBS	151, 165	VTPS18MMRBRT	155	VUPD613MMR	106	WS1100A	687
VSH17MMRBRTBS	151, 165	VTS16MMRBRT	154	VUPD614MMR	106	WS1101	686, 687
VSH19MMRBRTBS	151, 165	VTS18MMRBRT	154	VUPD615MMR	106	WS1102	686, 687
VSH34RBRTBS	151, 165	VTSL12MM	120	VUPD616MMR	106	WS1104	687
VSH58RBRTBS	151, 165	VTSL14MM	120	VUPD617MMR	106	WS1116	687
VSH716RBRTBS	151	VTSL16MM	120	VUPD618MMR	106	WS1128	687
VSH916RBRTBS	151, 165	VUEP218MM	97	VUPD619MMR	106	WS1161	686
VST60RBRT	160, 163	VUEP219MM	97	VUTS12MM	121	WS1180	687
VT10	104	VUEP220MM	97	VUTS14MM	121	WS1195	687
VT100RBRT	163	VUEP221MM	97	VUTS16MM	121	WS2101	686
VT12Y	102, 103	VUEP222MM	97			WS275A	687
VT13	99	VUEP223MM	97			WSBWST-A	245
VT15	101	VUEP262	97	W10EKLQ	109	WSC200B	244, 245
VT17	107	VUEP282	97	W14EKLQ	109	WSC665	244, 245, 828
VT18	102	VUEP302	97	WALLG2000K	679	WSC7	176, 243
VT19	99	VUEP322	97	WALLG400C	679	WSC7G	243
VT21	106	VUEP342	97	WALLG400TE	679	WSC70	243
VT23Y	101	VUP12EXR	97	WB2350	595, 597	WSD66	727
				WB2700	595, 597		

W



INDEX - SKU NUMBER

WSR280 - XDP30SPT

WSR280	786	X126D	124	X19SMMRPT	140	X28MMR	85
WT1	247	X126DS	124	X19TA	307	X28SRPT	140
WT2	247	X126PT	138	X1E	80	X29MMR	85
WT3	247	X126R	84, 166, 171	X1EW	80	X2EKM	130
WTE1463	788	X12DSPT	140	X2022	86	X2LA	82
WTE1463-BB	788	X12EK	80, 171	X202R	84	X2SDA	128
WTE1463-C	788	X12EKLQ	80, 130	X2062	86	X3022	86
WTE1463-E	788	X12EW	80, 130	X206PT	138	X302R	84
WTE1463-F	788	X12MMDSPT	140	X206R	84, 166, 171	X3062	86
WTE1463-I	788	X12SF	79, 169, 171	X20DSPT	140	X306PT	138
WTE1463-K	788	X12SFA	826	X20EK	80	X306R	84, 166, 171
WTE1463-Q	788	X12SMMRPT	140	X20EKLQ	80	X30DSPT	140
WTE1470	788	X12SRPT	140	X20EW	80	X30SRPT	140
WTK1503	788	X12TA	307	X20SRPT	140	X3222	86
WTK1503-A	788	X13MMDSPT	140	X210MMR	85	X3262	86
WTK1503-B	788	X13SMMRPT	140	X211MMR	85	X326R	84, 166, 171
WTK1503-C	788	X13TA	307	X212MMR	85	X32DSPT	140
WTK1503-D	788	X1422	86	X213MMR	85	X32SRPT	140
WTK1503-E	788	X142R	84	X214MMR	85	X34EK	80
WTK1503-F	788	X1462	86	X215MMR	85	X3EK	80, 171
WTK1503-G	788	X146PT	138	X216MMR	85	X3EKLQ	80
WTK1503-H	788	X146R	84, 166, 171	X217MMR	85	X3EKM	130
WTK1503-I	788	X14DSPT	140	X218MMR	85	X3EW	80, 130
WTK1553	788	X14MMDSPT	140	X219MMR	85	X3U	82, 131, 169, 171
WTR6	247	X14SMMRPT	140	X2222	86	X3UL	131
WTR9	247	X14SRPT	140	X222R	84	X46D	124
WTWS8	432	X14TA	307	X2262	86	X46DS	124
WW676A	741	X15MMDSPT	140	X226PT	138	X56D	124
WW676HDA	741	X15SMMRPT	140	X226R	84, 166, 171	X56DS	124
WWA6	432	X15TA	307	X22DSPT	140	X610MMPT	138
WWPS1	741	X1622	86	X22SRPT	140	X610MMR	85, 166, 171
X		X162R	84	X2422	86	X611MMPT	138
X08DSPT	140	X1662	86	X242R	84	X611MMR	85, 166, 171
X08MMDSPT	140	X166PT	138	X2462	86	X612MMPT	138
X09MMDSPT	140	X166R	84, 166, 171	X246PT	138	X612MMR	85, 166, 171
X1022	86	X16DSPT	140	X246R	84, 166, 171	X613MMPT	138
X102R	84	X16MMDSPT	140	X24DSPT	140	X613MMR	85, 166, 171
X104	83	X16SMMRPT	140	X24EK	80	X614MMPT	138
X1062	86	X16SRPT	140	X24EKLQ	80	X614MMR	85, 166, 171
X106D	124	X16TA	307	X24EW	80	X615MMPT	138
X106DS	124	X17MMDSPT	140	X24SRPT	140	X615MMR	85, 166, 171
X106PT	138	X17SL	171	X2622	86	X616MMPT	138
X106R	84, 166, 171	X17SMMRPT	140	X262R	84	X616MMR	85, 166, 171
X10DSPT	140	X17TA	307	X2662	86	X617MMPT	138
X10EDLA	79	X1822	86	X266PT	138	X617MMR	85, 166, 171
X10EKM	130	X182R	84	X266R	84, 166, 171	X618MMPT	138
X10MMDSPT	140	X1862	86	X26DSPT	140	X618MMR	85, 166, 171
X10SMMRPT	140	X186PT	138	X26MMR	85	X619MMPT	138
X10SRPT	140	X186R	84, 166, 171	X26SRPT	140	X619MMR	85, 166, 171
X10TA	307	X18DSPT	140	X27MMR	85	X620MMR	85
X11MMDSPT	140	X18EDLA	79	X2822	86	X621MMR	85
X11SMMRPT	140	X18MMDSPT	140	X282R	84	X622MMR	85
X11TA	307	X18SMMRPT	140	X2862	86	X623MMR	85
X1222	86	X18SRPT	140	X286PT	138	X624MMR	85
X122R	84	X18TA	307	X286R	84, 166, 171	X66D	124
X1262	86	X19MMDSPT	140	X28DSPT	140	X66DS	124

X66MMPT	138	XB282A	111, 211	XD282R	86	XDP106PT	139
X66MMR	85, 166, 171	XB46D	126, 128	XD286PT	139	XDP106R	89
X67MMPT	138	XB56D	126, 128	XD286R	86, 166, 171	XDP10SMMPT	141
X67MMR	85, 166, 171	XB66D	126, 128	XD28MMR	87	XDP10SPT	141
X68MMPT	138	XB76D	126, 128	XD29MMR	87	XDP11SMMPT	141
X68MMR	85, 166, 171	XB82A	111, 211	XD302R	86	XDP126DR	90
X69MMPT	138	XB86D	126, 128	XD306PT	139	XDP126PT	139
X69MMR	85, 166, 171	XBD10MM	126, 128	XD306R	86, 166, 171	XDP126R	89
X6EDLA	79	XBD3MM	126, 128	XD326R	171	XDP12SMMPT	141
X6EK	80, 171	XBD4MM	126, 128	XD4MM	124	XDP12SPT	141
X6EKLQ	80, 130	XBD5MM	126, 128	XD5MM	124	XDP13SMMPT	141
X6EKM	130	XBD6MM	126, 128	XD610MMDR	87	XDP146DR	90
X6EW	80, 130	XBD7MM	126, 128	XD610MMPT	139	XDP146PT	139
X74	83	XBD8MM	126, 128	XD610MMR	87, 166, 171	XDP146R	89
X76D	124	XBD9MM	126, 128	XD611MMDR	87	XDP14SMMPT	141
X76DS	124	XD102R	86	XD611MMPT	139	XDP14SPT	141
X822	86	XD106PT	139	XD611MMR	87, 166, 171	XDP15SMMPT	141
X82R	84	XD106R	86, 166, 171	XD612MMDR	87	XDP166DR	90
X84	83	XD10MM	124	XD612MMPT	139	XDP166PT	139
X862	86	XD122R	86	XD612MMR	87, 166, 171	XDP166R	89
X86D	124	XD126PT	139	XD613MMDR	87	XDP16SMMPT	141
X86DS	124	XD126R	86, 166, 171	XD613MMPT	139	XDP16SPT	141
X86PT	138	XD142R	86	XD613MMR	87, 166, 171	XDP17SMMPT	141
X86R	84, 166, 171	XD146PT	139	XD614MMDR	87	XDP186PT	139
X8EK	80	XD146R	86, 166, 171	XD614MMPT	139	XDP186R	89
X8EKLQ	80	XD162R	86	XD614MMR	87, 166, 171	XDP18SMMPT	141
X8EW	80	XD166PT	139	XD615MMPT	139	XDP18SPT	141
X8SMMRPT	140	XD166R	86, 166, 171	XD615MMR	87, 166, 171	XDP19SMMPT	141
X8SRPT	140	XD182R	86	XD616MMPT	139	XDP206PT	139
X922	86	XD186DR	86, 166	XD616MMR	87, 166, 171	XDP206R	89
X94	83	XD186PT	139	XD617MMPT	139	XDP20SPT	141
X962	86	XD186R	171	XD617MMR	87, 166, 171	XDP210MMR	90
X96R	84, 166	XD202R	86	XD618MMPT	139	XDP211MMR	90
X9EPSW	79	XD206PT	139	XD618MMR	87, 166, 171	XDP212MMR	90
X9SMMRPT	140	XD206R	86, 166, 171	XD619MMPT	139	XDP213MMR	90
XB102A	111, 211	XD210MMR	87	XD619MMR	87, 166, 171	XDP214MMR	90
XB106D	126, 128	XD211MMR	87	XD620MMR	87	XDP215MMR	90
XB122A	111, 211	XD212MMR	87	XD621MMR	87	XDP216MMR	90
XB126D	126, 128	XD213MMR	87	XD622MMR	87	XDP217MMR	90
XB142A	111, 211	XD214MMR	87	XD623MMR	87	XDP218MMR	90
XB162A	111, 211	XD215MMR	87	XD66MMPT	139	XDP219MMR	90
XB182A	111, 211	XD216MMR	87	XD66MMR	87, 166, 171	XDP221MMR	90
XB202A	111, 211	XD217MMR	87	XD67MMPT	139	XDP224MMR	90
XB210MMR	111, 211	XD218MMR	87	XD67MMR	87, 166, 171	XDP226PT	139
XB211MMR	111, 211	XD219MMR	87	XD68MMPT	139	XDP226R	89
XB212MMR	111, 211	XD222R	86	XD68MMR	87, 166, 171	XDP22SPT	141
XB213MMR	111, 211	XD226PT	139	XD69MMDR	87	XDP246PT	139
XB214MMR	111, 211	XD226R	86, 166, 171	XD69MMPT	139	XDP246R	89
XB215MMR	111, 211	XD242R	86	XD69MMR	87, 166, 171	XDP24SPT	141
XB216MMR	111, 211	XD246PT	139	XD6MM	124	XDP266PT	139
XB217MMR	111, 211	XD246R	86, 166, 171	XD7MM	124	XDP26SPT	141
XB218MMR	111, 211	XD262R	86	XD82R	86	XDP286PT	139
XB219MMR	111, 211	XD266PT	139	XD86PT	139	XDP28MMR	90
XB222A	111, 211	XD266R	86, 166, 171	XD86R	86, 166, 171	XDP28SPT	141
XB242A	111, 211	XD26MMR	87	XD8MM	124	XDP29MMR	90
XB262A	111, 211	XD27MMR	87	XD9MM	124	XDP30SPT	141

INDEX - SKU NUMBER

XDP32SPT - XS410MM

XDP32SPT	141	XH106BL	125	XH5MMB	118, 123, 126, 127	XH8MMRBRTBS	152, 165
XDP610MMDR	90	XH106BS	123, 127, 172	XH5MMBL	125	XH8MMSRBRTBS	152
XDP610MMR	89, 90	XH106BSS	124, 126, 127	XH5MMBS	123, 127, 172	XH8RBRTBS	165
XDP611MMDR	90	XH106L	125, 127	XH5MML	125, 127	XH8SRBTBS	152
XDP611MMR	89, 90	XH10LPBRTBS	154	XH5MMLPRBRTBS	154	XH8SRBRTS	152
XDP612MMDR	90	XH10MM	83	XH5MMPRBRTBS	154	XH9MM	83
XDP612MMR	89, 90	XH10MMB	118, 123, 126, 127	XH5MMRBRTBS	152, 165	XH9MMB	118, 123, 126, 127
XDP613MMDR	90	XH10MMBL	125	XH5MMSRBRTBS	152	XH9MMBL	125
XDP613MMR	89, 90	XH10MMBS	123, 127, 172	XH5RBRTBS	165	XH9MMBS	123, 127, 172
XDP614MMDR	90	XH10MMBSS	124, 126, 127	XH5SRBRTBS	152	XH9MMBSS	124, 126, 127
XDP614MMR	89, 90	XH10MML	125, 127	XH5SRBRTS	152	XH9MML	125, 127
XDP615MMR	90	XH10MMLPRBRTBS	154	XH66B	118, 123, 126, 127	XH9MMRBRTBS	152, 165
XDP616MMR	90	XH10MMPRBRTBS	154	XH66BL	125	XH9MMSRBRTBS	152
XDP617MMR	90	XH10MMRBRTBS	152, 165	XH66BS	123, 127, 172	XHP106B	125
XDP618MMR	90	XH10MMSRBRTBS	152	XH66L	125, 127	XHP10MMB	125
XDP619MMR	90	XH10PRBRTBS	154	XH6MMB	118, 123, 126, 127	XHP11MMB	125
XDP620MMR	90	XH11MMBS	123, 127, 172	XH6MMBL	125	XHP126B	125
XDP621MMR	90	XH126B	118, 123, 126, 127	XH6MMBS	123, 127, 172	XHP12MMB	125
XDP622MMR	90	XH126BL	125	XH6MML	125, 127	XHP146B	125
XDP623MMR	90	XH126BS	123, 127, 172	XH6MMLPRBRTBS	154	XHP166B	125
XDP624MMR	90	XH126BSS	124, 126, 127	XH6MMPRBRTBS	154	XHP4MMB	125
XDP68MMDR	90	XH126L	125, 127	XH6MMRBRTBS	152, 165	XHP5MMB	125
XDP68MMR	89, 90	XH12LPBRTBS	154	XH6MMSRBRTBS	152	XHP66B	125
XDP69MMDR	90	XH12MM	83	XH6RBRTBS	165	XHP6MMB	125
XDP69MMR	89, 90	XH12MMLPRBRTBS	154	XH6SRBRTBS	152	XHP76B	125
XDS10MM	124	XH12MMPRBRTBS	154	XH6SRBRTS	152	XHP7MMB	125
XDS4MM	124	XH12PRBRTBS	154	XH76B	118, 123, 126, 127	XHP86B	125
XDS5MM	124	XH14MM	83	XH76BL	125	XHP8MMB	125
XDS6MM	124	XH17MM	83	XH76BS	123, 127, 172	XHS10MMRBRTBS	164
XDS7MM	124	XH2RBRTBS	165	XH76BSS	124, 126, 127	XHS6MMRBRTBS	164
XDS8MM	124	XH2SRBRTBS	152	XH76L	125, 127	XHS7MMRBRTBS	164
XDS9MM	124	XH2SRBRTS	152	XH7MMB	118, 123, 126, 127	XHS8MMRBRTBS	164
XE10S 116, 118, 120, 122, 172		XH3MMBL	125	XH7MMBL	125	XHS9MMRBRTBS	164
XE12S 116, 118, 120, 122, 172		XH3MML	125, 127	XH7MMBS	123, 127, 172	XI610MMR	86
XE14S 116, 118, 120, 122, 172		XH3RBRTBS	165	XH7MMBSS	124, 126, 127	XI611MMR	86
XE16S 116, 118, 120, 122, 172		XH3SRBRTBS	152	XH7MML	125, 127	XI612MMR	86
XED10S	116	XH3SRBRTS	152	XH7MMLPRBRTBS	154	XI613MMR	86
XED12S	116	XH46B	118, 123, 126, 127	XH7MMPRBRTBS	154	XI614MMR	86
XED14S	116	XH46BL	125	XH7MMRBRTBS	152, 165	XI615MMR	86
XED16S	116	XH46BS	123, 127, 172	XH7MMSRBRTBS	152	XI616MMR	86
XEDPUSHRBRTFOR	158	XH46L	125, 127	XH7RBRTBS	165	XI617MMR	86
XEP10S	116	XH4MMB	118, 123, 126, 127	XH7SRBRTBS	152	XI618MMR	86
XEP12S	116	XH4MMBL	125	XH7SRBRTS	152	XI619MMR	86
XEP14S	116	XH4MMBS	123, 127, 172	XH86B	118, 123, 126, 127	XI620MMR	86
XEP16S	116	XH4MML	125, 127	XH86BL	125	XI68MMR	86
XEPUSHRBRTFOR	158	XH4MMLPRBRTBS	154	XH86BS	123, 127, 172	XI69MMR	86
XHO4LPBRTBS	154	XH4MMPRBRTBS	154	XH86BSS	124, 126, 127	XIP615MMR	89
XHO4PRBRTBS	154	XH4MMRBRTBS	152, 165	XH86L	125, 127	XIP616MMR	89
XHO5LPBRTBS	154	XH4MMSRBRTBS	152	XH8MM	83	XIP617MMR	89
XHO5PRBRTBS	154	XH4RBRTBS	165	XH8MMB	118, 123, 126, 127	XIP618MMR	89
XHO6LPBRTBS	154	XH4SRBRTBS	152	XH8MMBL	125	XIP619MMR	89
XHO6PRBRTBS	154	XH4SRBRTS	152	XH8MMBS	123, 127, 172	XIP620MMR	89
XHO7LPBRTBS	154	XH56B	118, 123, 126, 127	XH8MMBSS	124, 126, 127	XIP621MMR	89
XHO8LPBRTBS	154	XH56BL	125	XH8MML	125, 127	XIP622MMR	89
XHO8PRBRTBS	154	XH56BS	123, 127, 172	XH8MMLPRBRTBS	154	XIP623MMR	89
XH106B	118, 123, 126, 127	XH56L	125, 127	XH8MMPRBRTBS	154	XIP624MMR	89

XLH04RBRT	150	XP102R	88	XP24SPT	141	XPDMEX18RBRT	158
XLH05RBRT	150	XP106PT	139	XP26SPT	141	XPEX14RBRT	158
XLH06RBRT	150	XP106R	88, 89	XP28SPT	141	XPEX16RBRT	158
XLH07RBRT	150	XP10SMMPT	141	XP30SPT	141	XPEX18RBRT	158
XLH08RBRT	150	XP10SPT	141	XP32SPT	141	XPEX20RBRT	158
XLH10MMRBRT	150	XP11SMMPT	141	XP3EB	81, 89, 130	XPEX22RBRT	158
XLH10RBRT	150	XP122R	88	XP3EKL	81	XPLTS10MMRBRT	155
XLH12RBRT	150	XP126PT	139	XP3EP	81	XPLTS12MMRBRT	155
XLH4MMRBRT	150	XP126R	88, 89	XP610MMPT	139	XPLTS13MMRBRT	155
XLH5MMRBRT	150	XP12EKL	81	XP610MMR	88, 90	XPLTS14MMRBRT	155
XLH6MMRBRT	150	XP12EP	81	XP611MMPT	139	XPLTS7MMRBRT	155
XLH7MMRBRT	150	XP12SMMPT	141	XP611MMR	88, 90	XPLTS8MMRBRT	155
XLH8MMRBRT	150	XP12SPT	141	XP612MMPT	139	XPLTS9MMRBRT	155
XLH9MMRBRT	150	XP13SMMPT	141	XP612MMR	88, 90	XPMEX11RBRT	158
XLT30RBRT	160, 163	XP142R	88	XP613MMPT	139	XPMEX12RBRT	158
XLT40RBRT	160, 163	XP146PT	139	XP613MMR	88, 90	XPMEX13RBRT	158
XLT45RBRT	160, 163	XP146R	88, 89	XP614MMPT	139	XPMEX14RBRT	158
XLT47RBRT	160, 163	XP14SMMPT	141	XP614MMR	88, 90	XPMEX15RBRT	158
XLT50RBRT	160, 163	XP14SPT	141	XP615MMPT	139	XPMEX16RBRT	158
XLT55RBRT	160, 163	XP15SMMPT	141	XP615MMR	88, 90	XPMEX17RBRT	158
XLTS10MMRBRT	155	XP162R	88	XP616MMPT	139	XPMEX18RBRT	158
XLTS12MMRBRT	155	XP166PT	139	XP616MMR	88, 90	XPT30RBRT	162
XLTS13MMRBRT	155	XP166R	88, 89	XP617MMPT	139	XPT40RBRT	162
XLTS14MMRBRT	155	XP16SMMPT	141	XP617MMR	88, 90	XPT45RBRT	162
XLTS16MMRBRT	155	XP16SPT	141	XP618MMPT	139	XPT47RBRT	162
XLTS18MMRBRT	155	XP17SMMPT	141	XP618MMR	88, 90	XPT50RBRT	162
XLTS7MMRBRT	155	XP182R	88	XP619MMPT	139	XR100SPA	78
XLTS8MMRBRT	155	XP186PT	139	XP619MMR	88, 90	XR12K	826
XLTS9MMRBRT	155	XP186R	88, 89	XP620MMPT	139	XR1390AFK	78
XMP106	138	XP18SMMPT	141	XP620MMR	88	XR1390AFPA	77, 171
XMP126	138	XP18SPT	141	XP621MMPT	139	XR1390AFPAS	76, 828
XMP146	138	XP19SMMPT	141	XP621MMR	88	XR1390AK	76
XMP166	138	XP202R	88	XP622MMPT	139	XR1390APA	76
XMP186	138	XP206PT	139	XP622MMR	88	XR1390LFK	77, 169, 828
XMP206	138	XP206R	88, 89	XP623MMPT	139	XR1390LFPA	77, 824
XMP226	138	XP20SPT	141	XP623MMR	88	XR1890AFPA	77
XMP246	138	XP210MMR	88	XP624MMPT	139	XR1890LFPA	77
XMP610MM	138	XP211MMR	88	XP624MMR	88	XR4C	79
XMP611MM	138	XP212MMR	88	XP68MMR	88	XR5MK	78, 828
XMP612MM	138	XP213MMR	88	XP6EKL	81	XR790AK	76, 169, 171
XMP613MM	138	XP214MMR	88	XP6EP	81, 130	XR8K	78
XMP614MM	138	XP215MMR	88	XP7SMMPT	141	XR990AFPA	77
XMP615MM	138	XP216MMR	88	XP8SMMPT	141	XR990APA	76
XMP616MM	138	XP217MMR	88	XP9SMMPT	141	XRR10PA	78
XMP617MM	138	XP218MMR	88	XPDEX14RBRT	158	XRR11FPA	78
XMP618MM	138	XP219MMR	88	XPDEX16RBRT	158	XS104	83
XMP619MM	138	XP220MMR	88	XPDEX18RBRT	158	XS106R	84
XMP68MM	138	XP222MMR	88	XPDEX20RBRT	158	XS124	83
XMP69MM	138	XP222R	88	XPDEX22RBRT	158	XS126R	84
X014	83	XP226PT	139	XPDMEX11RBRT	158	XS146R	84
X016	83	XP226R	88, 89	XPDMEX12RBRT	158	XS166R	84
X018	83	XP22SPT	141	XPDMEX13RBRT	158	XS186R	84
X020	83	XP242R	88	XPDMEX14RBRT	158	XS206R	84
X022	83	XP246PT	139	XPDMEX15RBRT	158	XS226R	84
X024	83	XP246R	88, 89	XPDMEX16RBRT	158	XS246R	84
X027	83	XP24EP	81	XPDMEX17RBRT	158	XS410MM	83



INDEX - SKU NUMBER

XS411MM - ZT1A

XS411MM	83	XST40RBRT	160, 163	XT50BSS	114, 116, 117	XTS13MMRBRT	154
XS413MM	83	XST45RBRT	160, 163	XT50RBRT	160, 163	XTS14MM	119
XS47MM	83	XST47RBRT	160, 163	XT55BHS	112, 118, 119	XTS14MMRBRT	154
XS48MM	83	XST50RBRT	160, 163	XT55BS114, 117-119, 122, 172		XTS16MM	119
XS610MMR	84	XST55RBRT	160, 163	XT55BSP	116	XTS40H	112, 172
XS611MMR	84	XST530RBRT	162	XT55BSS	114, 116, 117	XTS45H	112, 172
XS612MMR	84	XSTS40RBRT	162	XT55RBRT	160, 163	XTS4MM	119
XS613MMR	84	XSTS45RBRT	162	XT6Y	85	XTS50H	112, 172
XS614MMR	84	XSTS47RBRT	162	XT7YR	87	XTS55H	112, 172
XS615MMR	84	XSTS50RBRT	162	XTL20BSP	116	XTS5MM	119
XS616MMR	84	XSTS55RBRT	162	XTL25BSP	116	XTS6MM	119
XS617MMR	84	XT10MM	83	XTL27	115, 117	XTS7MMRBRT	154
XS618MMR	84	XT10Y	89	XTL27BSP	116	XTS8MM	119
XS619MMR	84	XT11	88	XTL27H	115	XTS8MMRBRT	154
XS66R	84	XT12	83	XTL30	115, 117	XTS9MMRBRT	154
XS69MMR	84	XT14	87	XTL30BSP	116	XTSH10MM	119
XS86R	84	XT15	86	XTL30H	115	XTSH12MM	119
XS96R	84	XT16YR	85	XTL40	115, 117	XTSH14MM	119
XSH2LRBRTBS	153	XT177Y	90	XTL40BSP	116	XTSH16MM	119
XSH2RBRTBS	153, 165	XT17YR	87	XTL40H	115	XTSH4MM	119
XSH3LRBRTBS	153	XT18R	84	XTL45BSP	116	XTSH5MM	119
XSH3MMLRBRTBS	153	XT19R	86	XTL50BSP	116	XTSH6MM	119
XSH3MMRBRTBS	153, 165	XT20Y	86	XTL55BSP	116	XTSH8MM	119
XSH3RBRTBS	153, 165	XT22Y	87	XTML27	113, 117, 121	XTSL10MM	120
XSH4LRBRTBS	153	XT25Y	88	XTML30	113, 117, 121	XTSL4MM	120
XSH4MMLRBRTBS	153	XT26	89	XTML40	113, 117, 121	XTSL5MM	120
XSH4MMRBRTBS	153, 165	XT27Y	90	XTML45	113, 117, 121	XTSL6MM	120
XSH4RBRTBS	153, 165	XT30	124	XTML47	113, 117, 121	XTSL8MM	120
XSH5LRBRTBS	153	XT30BHS	112, 118, 119	XTML50	113, 117, 121	XTSP10MM	119
XSH5MMLRBRTBS	153	XT30BS	114, 117-119, 172	XTML55	113, 117, 121	XTSP12MM	119
XSH5MMRBRTBS	153, 165	XT30BSP	116	XTP30BS	114	XTSP13MM	119
XSH5RBRTBS	153, 165	XT30BSS	114, 116, 117	XTP30RBRT	162	XTSP14MM	119
XSH6LRBRTBS	153	XT30RBRT	160, 163	XTP40BS	114	XTSP16MM	119
XSH6MMLRBRTBS	153	XT33Y	87	XTP40RBRT	162	XTSP5MM	119
XSH6MMRBRTBS	153, 165	XT34Y	124	XTP45BS	114	XTSP6MM	119
XSH6RBRTBS	153, 165	XT35	91	XTP45RBRT	162	XTSP8MM	119
XSH7LRBRTBS	153	XT37Y	91	XTP50BS	114	XTSPL10MM	120
XSH7MMLRBRTBS	153	XT38Y	91	XTP50RBRT	162	XTSPL12MM	120
XSH7MMRBRTBS	153, 165	XT40BHS	112, 118, 119, 122	XTP55BS	114	XTSPL13MM	120
XSH7RBRTBS	153, 165	XT40BS114, 117-119, 122, 172		XTP55RBRT	162	XTSPL14MM	120
XSH8LRBRTBS	154	XT40BSP	116	XTPE12S	120	XTSPL16MM	120
XSH8MMLRBRTBS	153	XT40BSS	114, 116, 117	XTPE14S	120	XTSPL5MM	120
XSH8MMRBRTBS	153, 165	XT40RBRT	160, 163	XTPE16S	120	XTSPL6MM	120
XSH8RBRTBS	153, 165	XT45BHS	112, 118, 119, 122	XTPE18S	120	XTSPL8MM	120
XSH9MMLRBRTBS	153	XT45BS114, 117-119, 122, 172		XTPS10MMRBRT	155	XU126RA	87
XSH9MMRBRTBS	153, 165	XT45BSP	116	XTPS12MMRBRT	155	XU126RPT	138
XSSH08RBRTBS	150	XT45BSS	114, 116, 117	XTPS13MMRBRT	155	XU146DRA	87
XSSH10MMRBRT	150	XT45RBRT	160, 163	XTPS14MMRBRT	155	XU146RA	87
XSSH10RBRTBS	150	XT47BHS	112, 118, 119	XTPS7MMRBRT	155	XU146RPT	138
XSSH11MMRBRT	150	XT47BS114, 117-119, 122, 172		XTPS8MMRBRT	155	XU166DRA	87
XSSH12MMRBRT	150	XT47BSS	114, 116, 117	XTPS9MMRBRT	155	XU166RA	87
XSSH12RBRTBS	150	XT47RBRT	160, 163	XTS10MM	119	XU166RPT	138
XSSH7MMRBRT	150	XT47Y	89	XTS10MMRBRT	154	XU186DRA	87
XSSH8MMRBRT	150	XT50BHS	112, 118, 119, 122	XTS12MM	119	XU186RA	87
XSSH9MMRBRT	150	XT50BS114, 117-119, 122, 172		XTS12MMRBRT	154	XU186RPT	138
XST30RBRT	160, 163	XT50BSP	116	XTS13MM	119	XU206DRA	87

XU206RA	87	XUEP16MM	81	XUP615MMRA	91	Z662RA	110
XU206RPT	138	XUEP17MM	81	XUP616MMRA	91	Z682RA	110
XU226DRA	87	XUEP34	81	XUP617MMRA	91	Z702RA	110
XU226RA	87	XUEP38	81	XUP618MMRA	91	ZDP246RA	110
XU226RPT	138	XUEP516	81	XUP619MMRA	91	ZDP266RA	110
XU246DRA	87	XUEP58	81	XUP68MMR	91	ZDP286RA	110
XU246RA	87	XUEP716	81	XUPD210MMR	91	ZDP306RA	110
XU246RPT	138	XUEP8MM	81	XUPD211MMR	91	ZDP326RA	110
XUG10MMRA	87	XUEP916	81	XUPD212MMR	91	ZDP346RA	110
XUG10MMRPT	138	XUEP9MM	81	XUPD213MMRA	91	ZDP366RA	110
XUG11MMRA	87	XUP122DR	91	XUPD214MMRA	91	ZDP386RA	110
XUG11MMRPT	138	XUP122R	91	XUPD215MMRA	91	ZDP406RA	110
XUG12MMRA	87	XUP126DR	91	XUPD216MMRA	91	ZDP426RA	110
XUG12MMRPT	138	XUP126R	91	XUPD217MMRA	91	ZDP446RA	110
XUG13MMRA	87	XUP142DR	91	XUPD218MMRA	91	ZDP466RA	110
XUG13MMRPT	138	XUP142R	91	XUPD219MMRA	91	ZDP486RA	110
XUG14MMRA	87	XUP146DR	91	XUPD610MMR	91	ZDP506RA	110
XUG14MMRPT	138	XUP146R	91	XUPD611MMR	91	ZDP546RA	110
XUG15MMRA	87	XUP162DR	91	XUPD612MMR	91	ZDP566RA	110
XUG15MMRPT	138	XUP162R	91	XUPD613MMRA	91	ZDP586RA	110
XUG16MMRA	87	XUP166DR	91	XUPD614MMRA	91	ZDP606RA	110
XUG16MMRPT	138	XUP166R	91	XUPD615MMRA	91	ZDP646RA	110
XUG17MMRA	87	XUP182DR	91	XUPD616MMRA	91	ZIP266RA	110
XUG17MMRPT	138	XUP182R	91	XUPD617MMRA	91	ZIP306RA	110
XUG18MMRA	87	XUP186DR	91	XUPD618MMRA	91	ZIP326RA	110
XUG18MMRPT	138	XUP186R	91	XUPD619MMRA	91	ZIP346RA	110
XUG19MMRA	87	XUP202DR	91	XUT40H	121	ZIP366RA	110
XUG19MMRPT	138	XUP202R	91	XUT45H	121	ZIP386RA	110
XUD610MMRA	87	XUP206DR	91	XUT50H	121	ZIP426RA	110
XUD611MMRA	87	XUP206R	91	XUT55H	121	ZIP466RA	110
XUD612MMRA	87	XUP210MMR	91	XUTS10MM	121	ZIP486RA	110
XUD613MMRA	87	XUP211MMR	91	XUTS40H	121	ZP4EP	108
XUD614MMRA	87	XUP212MMR	91	XUTS45H	121	ZP7EP	108
XUD615MMRA	87	XUP213MMRA	91	XUTS4MM	121	ZT1A	110
XUD616MMRA	87	XUP214MMRA	91	XUTS50H	121		
XUD617MMRA	87	XUP215MMRA	91	XUTS55H	121		
XUD618MMRA	87	XUP216MMRA	91	XUTS5MM	121		
XUD619MMRA	87	XUP217MMRA	91	XUTS6MM	121		
XUD622MMRA	87	XUP218MMRA	91	XUTS8MM	121		
XUE10S	121	XUP219MMRA	91				
XUE12S	121	XUP222DR	91	Z			
XUE14S	121	XUP222R	91	Z282RA	110		
XUE16S	121	XUP226DR	91	Z302RA	110		
XUE4S	121	XUP226R	91	Z322RA	110		
XUE5S	121	XUP242DR	91	Z362RA	110		
XUE6S	121	XUP242R	91	Z36SF	108		
XUE7S	121	XUP246DR	91	Z402RA	110		
XUE8S	121	XUP246R	91	Z422RA	110		
XUEP10MM	81	XUP2BA	89, 834	Z442RA	110		
XUEP1116	81	XUP2BB	82, 131	Z462RA	110		
XUEP11MM	81	XUP2PB	82	Z482RA	110		
XUEP12	81	XUP610MMR	91	Z502RA	110		
XUEP12MM	81	XUP611MMR	91	Z522RA	110		
XUEP13MM	81	XUP612MMR	91	Z542RA	110		
XUEP14MM	81	XUP613MMRA	91	Z562RA	110		
XUEP15MM	81	XUP614MMRA	91	Z582RA	110		
				Z602RA	110		

Lining Gauge	789, 790
Master Cylinder Bleeder	802
Pad Measuring Tool	791
Pad Spreader	798, 799
Piston Compressor Set	701
Piston Tool	798, 800
Pressure Bleed System	802
Refilling System	802
Rotor Flex Hone	803
S-Cam Tool	794
Spring Pliers	789
Spring Tool	789, 794-796
Tool Set	789
TOYOTA® Parking Tool	790
Tube Straightener	746

BRASS PUNCHES 295

BREAKER BAR

1/4" Drive	66
3/8" Drive	79, 279, 774
1/2" Drive	95, 279, 774, 786
3/4" Drive	108
1" Drive	109

BREAKOUT BOX, CAN TESTER 507

BRUSH SET BORE 286

BRUSH

Bore	286, 433, 745
Cup	382
Diesel Injector	745
End	432
Hand	286
Hand Kit	286
Solvent	286
Twisted Set	286, 745
Valve-Guide Set	745
Wheel	382

BUDD WHEEL TOOLS 785

BURR 436, 437

Mini Set	436
Non-Ferrous Set	436
Set	436, 437

BUSHING DRIVER SET 703

C

CAM LOCK TOOL 702

CAM TOOL KIT 702

CAMSHAFT

Alignment Kit	702
Bearing Tool	702
Pulley Holder	705

CHARGER BATTERY 752-756

CHISEL 294-297

and Punch Set	177, 295-298
Hammerless	298
Set	295-298

CHUCK

Keyless	419
Keys	419
Quick Connect	488

CIRCUIT TESTER 524, 525, 534

Accessory	525
Kit	534
Voltmeter	524

CLUTCH ALIGNMENT SET 706

CLUTCH COUPLING TOOL 680

COIL SPRING COMPRESSOR 818

COLLET ADAPTER 425

COMBUSTION LEAK TESTER 743

COMPRESSION TEST KIT 728

COMPRESSION TESTER ADAPTER 729

COOLANT FLUSH UNIT 764

COOLING SYSTEM

Flush Gun	764
Refiller	764
Tester	765, 766
Tester Adapters	766, 767

COP QUICK PROBE 526

CORDLESS

Adapter For 18V Tools	476
Air Inflator	481
Angle Drill and Kit	466
Angle Grinder and Kit	471
Band Saw and Kit	468
Battery	379
Battery Charger	379
Battery Pack	379
Blower and Kit	480
BLUETOOTH® Adapter	478
BLUETOOTH® Charger Radio	478
BLUETOOTH® Speaker	478
Charger	446
Charging Station	476
Circular Saw and Kit	455
Combo Kit	366-369, 378, 447
Drill	398-399
Drill Kit	415
Drill/Driver and Kit	368, 446
Fan	480
FLEXVOLT® Air Compressor Kit	454
FLEXVOLT® Battery Pack	451
FLEXVOLT® Circular Saw and Kit	452
FLEXVOLT® Combo Kit	401
FLEXVOLT® Grinder and Kit	452
FLEXVOLT® LED Area Light and Kit	454
FLEXVOLT® Power Station	453
FLEXVOLT® Reciprocating Saw and Kit	452
Grease Gun and Kit	417
Gyroscopic Screwdriver Kit	475
Hammerdrill and Kit	460

Impact 366-371, 373

Impact Driver	371, 373, 377, 378
Impact Driver Kit	373, 377
Impact Kit	373, 375
Impact Wrench and Kit	373, 446
Jigsaw and Kit	468
LED Spotlight	479
LED Worklight	479
Lights	479
Oscillating Multi-Tool and Kit	485
Ratchet	378
Ratchet Kit	378
Reciprocating Saw and Kit	461, 470
Screwdriver and Kit	377
Tripod Light and Kit	479
Underhood Light and Kit	376
USB Power Source	476
Wet/Dry Vacuum and Kit	481

COUPLER

Pneumatic	444, 445
Pneumatic High Flow and Kit	444
Quick Connect	411

CREEPER 625, 626, 629-631

Seat	625, 626, 629
Accessories	631

CROSS BUFF DISC 439

CROWFOOT 3/8" DRIVE 111, 778

CROWFOOT HOLDER 111

CUMMINS BARRING TOOL 697

CURRENT ADAPTER 478

CUT-OFF

Tool	402, 403
Wheels	424
Wheel Adapter	424

CUTTERS

Angled	217
Bent Nose	216
Cable	224, 225
Compound Leverage Action Center	225
Curved Diagonal	225
Diagonal	215-218, 224, 225
Diagonal Flush	215
Flush	215
Flush Cut	224
High Leverage Bent Diagonal	217, 224, 225
High Leverage Center	225
High Leverage Straight	225
Lever Action	225
Long Reach Diagonal	218
Long Reach End	225
Mini End	218
Mini Long Reach Diagonal	218
Mini Long Reach End	218
Mini Long Reach Long Nose	218

INDEX - DESCRIPTION

HAND CLEANER - RAMRODZ®

HAND CLEANER WIPES	635
HARMONIC BALANCER TOOL	704
HARMONIC DAMP. INSTALLER & SET	705
HARMONIC DAMP. PULLER & SET	705
HATCH PROPS	667
HEAD BOLT SOCKET	654
HEAD BOLT SOCKET SET	654
HEAD LAMPS	562
HEADLIGHT ADJUSTING RATCHET	650
HEADLIGHT ALIGNERS	608
HEARING PROTECTORS	637
HEAT GUN PROPANE	678
HEAT GUNS	656
HEATER CORE BACKFLUSH TOOL	764
HEATER HOSE DISCONNECT SET	773
HEAVY-DUTY SINGLE LIFTER CUP	664
HEX	
Bit Insert Driver and Set	127, 782
Bit & Set	257-267, 786
Bit Socket	123-128
Flex Wrench & Set	276
Fold-Up	274
Key & Set	269-271, 276, 786
Stubby	277
T-Handle	269, 270, 774
Wrench	271, 273
HOLE CUTTER ACCESSORIES	688
HOLE SAW ACCESSORIES	423
HOLE SAW KIT	423
HONE CYLINDER	790
HOOD PROPS	667
HOSE	
Accessories	444
Air	442, 443
Clamp Pliers & Set	724, 771, 772, 812
Cutter	771
Garden FLEXZILLA® Kit	443
Pinch-Off Pliers	725, 770
Pinchers	724
Quick Release Pliers	771
Reel	443
Remover & Set	772, 813
Whip	442
HUB	
DODGE® Pneumatic Hub Remover Kit	787
Tools	782, 786, 787, 814
Shocker	782
HUB KNUCKLE REMOVER	815

I

IAC NOID LITE	523
IGNITION TESTER	526
IMAGING THERMOMETER KIT	431
IMPACT BAR	764
IMPACT	
Driver Set	111, 306
Wrench	371, 375, 384-395

J

JACK	
Accessories	611
Axle	611
Bottle	611
Motorcycle	609
Service	610, 611
Stand	612-614
Transmission	613
JEFFY-TITE® DISCONNECT	723
JUMP STARTER	756, 757

K

KEY CHAIN	641
KNEE PADS	638, 639
KNIFE	
Lock-Back Knives	290-291
Multi-Tool	292
Putty & Set	284
Sharpening	292
Tactical Knives	288-289
Utility	293, 676

L

LEAD SET	528, 530
LEAK DETECTION	574
A/C	574, 580
Accessories	576, 577
Lights	578, 579
LIFT DRAIN	713
LIFT DRAIN ACCESSORIES	713
LIFT SUPPORT CLAMP	625
LIFTS	600-609
Accessories	600
Motorcycle	608, 609
LIGHT COVER REMOVAL SET	664
LIGHT	
Accessories	562
Angle	555
Area	557, 558, 563
Color Match	552
Headlamp	562

Pro Eye™	556-557
Pro Spot™	556-557
LED Stick	555
Underhood	558, 559
Work	554, 559, 563
LOCKOUT TOOLS	668
LOCKOUT TOOLS ACCES.	668
LUBRICATING OIL	597
LUG NUT FLIP SOCKET	783
LUG NUT LOCKING KEY & SET	783

M

MAGNETIZER / DEMAGNETIZER	267
MANOMETER	792
MANTUS PLIERS™	284, 540
MASTER CYLINDER CLUTCH PIN	658
MASTER SET	166-179, 336-337, 824-837
MEASURING	
Caliper	732
Digital Indicator Set	733
Digital Rotor Gauge	733, 791
Magnetic Base	732
Micrometer	733
Steel Rules	731
Tape Rules	731
MEMORY SAVER	761
Cable / OBDII	761
MICROMETER DEPTH	733
MICROMETER OUTSIDE	733
MINI-DUCTOR® & ACCESSORIES	652-655
MIRROR	644, 645
MODULAR STORAGE & ACCESSORIES	48
MOLDING REMOVER TOOLS	664
MONKEY-ON-STICK JACK SET	663
MOTORCYCLE	
Lifts and Jack	608, 609
Repair and Maintenance	746
MULTI-TOOL	292
MULTI-TOOL ACCESSORIES	437
MULTIMETER AND KIT	520, 521
N	
NIBBLER ELECTRIC	434
NOID LITE / IAC TEST KIT	523
NUT DRIVER DEWALT®	489, 490
NUT CRACKER	298
NUT DRIVER & SET	252, 774
NUTSETTER MAGNETIC	422
O	
OBDII MEMORY SAVER CABLE	525

INDEX - DESCRIPTION

RATCHET - VARIABLE PIN WRENCH

1/4" Drive	63-65, 266	SANDER BELT	409	1/2" Drive	99-107, 167-168, 306, 307
3/8" Drive	76-79,	SANDING SPEED FILES	650	3/4" Drive	292, 306, 307
1/2" Drive	92-94,	SAW AIR	413	Accessories	132-135
3/4" Drive	108	SAW RECIPROCATING & KIT	452	Adapter	297, 371, 372
1" Drive	109	SCAN TOOL	500, 502, 504, 514-519	Budd Wheel	785
Air	396, 397	SCAN TOOL ACCESSORIES	506-508	DEWALT®	489
Flex Head	63-65, 76-78, 93, 94, 330	SCAN TOOL HEAVY-DUTY	510, 511	Diesel Fuel Line	697
Handle	66, 95	SCOPE	506	Drain Plug	83, 107
Indexible	92	SCRAPER	278-286, 676	Emergency Brake Adjustment	785
Locking Flex Head	63, 77, 93,	Carbon	230	Flip	783, 784, 785
Pear Head	64, 330	Set	177, 282, 285, 676	Head Bolt	696
Rotating Head	278	SCREW STARTER	267	Hex Bit	123-128, 150-154, 161, 164-165
Round Head Quick Release	278	SCREWDRIVER	249-267	Holder	134, 135
Spinflex®	63, 77, 125	Bits and Accessories	260-267	Impact	73, 74, 167, 345-359, 785
Swivel	64, 78, 94	Cabinet Tip	250, 253-255	Injector	697
RATCHETING SCREWDRIVER	257-267	Insulated Set	308	Inverted Torx®	116, 120, 121
RATCHETING		Keystone	249, 250, 253	IPR	697
Bit Driver & Set	258-261	Phillips®	249-250, 253-254, 256, 260, 266	Lug Nut Flip	783
Bit Driver Extension	266	Precision	254, 256, 261	Magnetic	73, 138
Offset Screwdriver	267	Precision Nut Driver	256	Multi-Drive Set	155, 160-165
Screwdriver	257-267	Precision Speed Hex	256	Oil Pressure Switch	697
REFLASH DRIVE	518	Precision Torx®	256	Oil Sending Unit	726
CarDAQ®	519	Ratcheting	257-261, 266, 267, 673	Organizer	133
MongoosePro	518	Set	249-251, 253-256	Phillips®	128
REFRACTOMETER	768	Softail® Seat	794	Reducing Adapter	307
REFRIGERANT		Square Tip	262	RBRT™	150-165
Accessories	573	Tamper-Proof Torx® Set	251, 256	Sensor Set	726
Can Tap Valve	577	Torx®	251, 253, 256, 259, 260, 261	Slotted Bit	128
Charging Scale	573	SCRIBER	283	Spark Plug	718, 719
Identifier	573	SEAL PULLER	719	Spline	137, 140
Recovery Unit	567-569	SEAM BUSTER	672	Torx®	112-120, 160, 162-163
RELAY BYPASS	535	SEAT COVER	640	Triple Square	119-121, 154-155, 697
RELAY PULLER PLIERS	536	SENSOR SOCKET SET	726	Twist	132, 307
RELAY TESTER	534	SERPENTINE BELT		Universal	72, 74, 87, 91
RESPIRATOR ACCESSORIES	649	Accessory	699	Wheel/Lug Protector	107, 783
RESPIRATOR HALF MASK	649	Grabber	698	SOLDERING TOOLS	679
RETHREADERS	318, 319	Install / Remover Set	698	SPARK PLUG	
RIBE BIT ADAPTER	129	Stretch Tool	699	Boot Puller	716
RIBE BIT SET	129	SHOP PRESS	615	Extractor	717
RIGHT ANGLE SEAM BUSTER	672	SHORT FINDER	533	Gap Gauge	716
RIPPLE TESTER	481	SIPHON GUN	442	Magnetic Insert	718
RIVETING TOOLS	414, 670, 671, 747	SLACK ADJUSTER WRENCH	800	Remover	716, 717
ROLOC™ ADAPTER	376	SLACK ADJUSTER PULLER	745	Socket Set	718, 719
		SLOTTED BIT	257, 259, 260, 262, 265, 306	Starter	717
		SMARTEAR™ KIT	508	Thread Repair Kit	717
		SMOKE MACHINE	546, 547	SPARK TESTER	526
		SNIPS TIN	226, 677	SPEEDER	
		SOCKET		1/4" Drive	64
		1/4" Drive	70-74, 146-148, 170, 306, 307, 316	3/8" Drive	69, 279
		3/8" Drive	81-91, 149, 166, 171, 306, 307	1/2" Drive	279

S

SAFETY GLASSES	636
SAFETY GLASSES UV	636
SAG SCALE	792
SANDER ACCESSORIES	430, 431
SANDER AIR	406-409

SPIN HANDLE	66, 147, 148
SPOKE TORQUE WRENCH SET	792
SPOT WELD CHISEL / CUTTERS	673, 689
SPRAY GUNS	443, 648
SPRAYER PRESSURE	671
SQUARE COMBINATION	731
STAMP KIT	298
STANDS JACK	612-614
STEERING WHEEL PULLER SET	815
STEP PRO	662
STONE SET	434
STOOL	626, 627
STRAIGHT EDGE	731
STRUT SPRING COMPRESSOR	818
STUD GUNS ACCESSORIES	687
STUD PULLER	311, 687
STUD REMOVER	311, 786
SUBARU® STRETCH BELT KIT	699
SUCTION GUN	821
SUPER SEAM BUSTER	672
SURFACE BLASTER	409
SURFACE BLASTER ACCESSORIES	440
SWABS	540
SWIVEL ADAPTER	445

T

T-HANDLE	
1/4" Drive	146, 257, 259, 261, 317
3/8" Drive	317
1/2" Drive	317
3/4" Drive	279, 280, 292
1" Drive	279
TANK AUXILIARY	793
TAP SOCKET	316
TAP WRENCH	317
TAPE MEASURES	731
TAPS AND DIES	
Accessories	316
Rethreading	318, 319
Threading	312-315
TERMINAL CLEANER SET	
Mantus Pliers™	540
Connector Separator	542
TERMINAL TOOL	
	543-545
TEST LEAD	
Back Probe Kit	530, 531
Cable Piercers	529, 531
Croc Clips	529
Kit	528-531
Probe Set	530
TEST LEADS	528-531
THERMAL IMAGING CAMERA	460
THERMOCOUPLE MODULE	478
THERMOMETER	581, 780

THERMOSTAT GASKET CLEANER	700
THERMOSTAT WRENCH	697
THREAD INSERT TOOLS	670
TIE ROD TOOLS	808, 809, 817
TIE ROD SEPARATORS	817
TIMING LIGHT	527
TIRE	
Changer	588-592
Chuck	778, 779
Deflator Set	779
Inflator	776, 777
Iron	793
Pressure Gauges	777
Spoon	743
Step	788
Tool Kit	779
Tread Gauge	791
Valve Core Remover/Installer	779
Valve Tool Set	779
TOOL BAG	51, 441
TOOL STORAGE	
Accessories	52-57, 132-135
DeWALT®	495
EDGE™	38-41, 178
Macsimizer™ HD	12, 16-19
Macsimizer™ Series	13, 20-29
Macsimizer™ Titan™	20-21
Specifications	58-59
Tech™ Series	13, 30-36
TORCH SELF-IGNITING	
	689
TORCHES	
	678
TORQUE	
Angle Adapter	206
Multiplier	211
Screwdriver	211
Adapter	111, 211
Extension Set	742
TORQUE WRENCH	
Adjustable	207, 208
Dial	210
Electronic	205, 206
Electronic with Angle	205
Split Beam	209
TORSION BAR UNLOADING TOOL	
	768
TORX®	
Bit	257, 259, 260, 264
Fold-Up	274
Inverted Socket	116, 120
Inverted Universal Socket	121
Socket	112, 113, 117
T-Handle	269, 277
Universal	121
Wrench	191, 273
1/2" Drive Inverted	305, 316

Inverted	787
Key	269, 272
Stubby Set	296
TOW MAINTENANCE KIT	
	538
TPMS TOOL KIT	
	507
TPMS RESET TOOL	
	500, 502, 504, 507
TRAILER CLEANER SET	
	540
TRAILER CONNECTER	
	539
TRAILER PLUG ADAPTER	
	541
TRAILER TESTER	
	538, 539, 541
TRANSMISSION JACK	
	613
TRANSMISSION	
Fluid Exchanger	618
Fluid Refill System	742
Line Disconnect Tool	722, 723
Pressure Test Kit	729
Refill Adapter Set	700
Stopoff Tool	715
Transtech Accessories	574
TREAD GAUGE	
	791
TRIM CLIP PLIERS SET	
	673, 677
TRIM REMOVER SET	
	664
TRIPLE SQUARE SOCKETS	
	119-121
TRIPLE SQUARE STUBBY	
	296
TUBE STRAIGHTENER	
	746
TUBING BENDER	
	792
TUBING CUTTERS	
	583, 792
TURBO LEAK DETECTION ACCES.	
	720
TWEEZER SET	
	284

U

U-JOINT DRIVER	
	706
UNIVERSAL JOINT	
1/4" Drive	67, 69, 131, 170
3/8" Drive	82, 131, 169, 171
1/2" Drive	98, 131, 169
3/4" Drive	280, 292
Adapter Set	131
UPHOLSTERY TOOLS	
	674
URETHANE KNIFE	
	676
UTILITY CART	
	42-48
UTILITY CART ACCES.	
	45, 54

V

VACUUM	
Accessories	481
Fuel Pressure Set	728
Kit	597
Pump	572
T-Adapter	572
Test Kit	546
Wet/Dry	481
VALVE GUIDE BRUSH SET	
	701
VALVE SPRING COMPRESSOR	
	701
VARIABLE PIN SPANNER WRENCH	
	749



INDEX - DESCRIPTION

VIDEOSCOPE - WRENCH

VIDEOSCOPE & ACCES.	506	MERCEDES-BENZ® Lug Socket	785	Half-Moon	323
WISE GRIP ADAPTER	740	Stud Installer	786	Impact	366, 446, 447
WISES JAW CAPS	621	Stud Pilot Pin Set	787	Inverted Torx	191
VW/AUDI PULLEY WRENCH	705	Stud Remover/Installer Set	786	Kit Bag	200
W					
WATER PUMP HOLDER	700	Thin Wall Flip Socket Set	783, 784	Manifold and Starter	696, 748
WATER SENSOR WRENCH	727	Torque Extension Set	788	Offset Box	190, 191, 324
WAX KIT	666	Twist Socket Fastener Removal	785	Offset Combination	324
WELDING		WHEEL/LUG PROTECTOR SOCKET	783	Open-End	192, 324, 325
Accessories	688-689	WINDOW BELT MOLDING REMOVER	664	Pipe	199, 329
Cart	685	WINDOW HOLDER	664	Rack	201, 816
Gloves	691	WINDSHIELD LOCKING STRIP TOOL	664	Rapid Ratcheting Combination	327
Helmet	690	WINDSHIELD WIPER PULLER SET	741	Reversible Ratcheting	175, 195, 197, 326, 327
MIG	682-684	WIRE CRIMPER	243-247	Spanner	200, 749
Plastic Kit	688	WIRE CUTTER	243-246	Stubby Ratcheting	175, 197, 329
Pliers	689	WIRE STRIPPER	243-246	Thermostat	697
Spectacles	691	WORKBENCHES	49	Thin Open End	189
Stud	686	WRENCH		Torx® Box	191
TIG	680, 681, 683	Adjustable	199, 329, 749		
WHEEL ALIGNER	598, 599	Angle	188		
WHEEL BALANCER	594-597	Chain	200		
WHEEL DOLLY	662	Chain Accessories	200		
WHEEL STUD INSTALLER KIT	741	Combination	173, 183-187, 322-328		
WHEEL STUD REMOVER/INSTALLER	698	Comb. Flare Nut Open End	192		
WHEEL		Crowfoot	111, 193		
Cover Tool	788	Double Box	190, 191, 327		
Deep Thin Wall Impact Socket Set	784	Double-Box End Ratcheting Comb.	328		
E-Z Loading Lug Nut Socket	784	Drawer Organizer	201		
Flip Socket Set	783, 784, 785	Extra Long Ratcheting	326, 327		
Lock Removal Kit	781	Flare-Nut	175, 192, 325		
Lug and Lock Flip Socket Set	784	Flex-Head Ratcheting Combination	198, 328		
Lug Nut Socket	783, 784	Flexible Box End Ratcheting	196		
		Fork Cap	794		
		Gland Nut	200		

Lined area for notes, consisting of two columns of horizontal lines.



MAC TOOLS®

7800 CATALOG WARRANTY INFORMATION

Mac Tools® warrants its manufactured products for various published warranty periods applicable to the particular manufactured product against deficiency in material or workmanship. See your Distributor or contact Mac Tools® Customer Service at **800.MACTOOLS** for the period applicable to a particular product.

These limited warranties are subject to the disclaimers and limitations on liability described below. The LIMITED WARRANTY gives you specific legal rights. You may also have other rights which vary by state. Some states do not allow the limitation or exclusion of incidental or consequential damages, or the duration of implied warranties.



MAC TOOLS

DISCLAIMERS AND LIMITATIONS

The LIMITED WARRANTY does not extend to product manufactured by Mac Tools® that in Mac Tools® judgment was improperly used, altered, abused, or repaired by others. Products not manufactured by Mac Tools® are not warranted by Mac Tools®. The exclusive warranty on products distributed by Mac Tools® are those provided by the manufacturing supplier.


There is no warranty which extends beyond those described herein. Mac Tools® makes no representations of any other kind, express or implied, regarding products manufactured or distributed, of merchantability, fitness for a particular purpose, or any other matter. Mac Tools® is not liable for incidental or consequential costs or losses incurred by the product purchaser or user.


Agents of Mac Tools® have no authority to make representation of any sort beyond those contained herein. The product price is in consideration of limiting Mac Tools® liability for product manufactured or distributed.

EXCLUSIVE REMEDY AND CLAIM PROCEDURE

The exclusive remedy for a product that fails to perform as warranted is repair or replacement by Mac Tools®, at Mac Tools® sole discretion. There will be no charge for the replacement, if the product is returned to a Mac Tools® representative or warehouse; the customer is responsible for postage.

SPECIAL NOTICES

 **WARNING:** To reduce the risk of injury, read the instruction manual.

 **WARNING:** Cancer and Reproductive Harm-
p65warnings.ca.gov. For more info
click on MACTOOLS.COM/PROP65

SAFETY INFORMATION

Mac Tools® is committed to helping you get the job done efficiently and safely. Unsafe hand tool use can cause on the job injuries. Safe tool use prevents accidents and may prolong the life of your tools.

BE RESPONSIBLE

Safety begins with the user. Learn how to use your tools properly. Take precautions to eliminate personal injury and costly damage. Damaged or worn tools must be discarded and replaced for your own safety.

To locate the Distributor or sales representative nearest you, call **800.MACTOOLS**.

Mac Tools® will incorporate design and construction change, including the discontinuance of product production or distribution, as necessary.

IMAGE DISCLAIMER

The product images shown are for illustration purposes only and may not be an exact representation of the product. Products and specifications subject to change without notice.

TRADEMARKS DISCLAIMER

All product and company names are trademarks™ or registered® trademarks of their respective holders. Use of them does not imply any affiliation with or endorsement by them.

QUESTIONS

Direct any questions about this LIMITED WARRANTY including questions about a specific product's expected life to: Customer Service Department

MAC TOOLS

505 N. Cleveland Ave.
Westerville, OH 43082



800.MACTOOLS



MACTOOLS.COM



Mac Tools® began its rock-solid reputation in 1938 as the Mechanics Tool and Forge company, a small foundry in Ohio, producing some of the finest hand tools in the world.

Throughout the years, it grew internally and by acquisition. Today, Mac Tools® is an international business with Distributors around the world.



800.MACTOOLS



MACTOOLS.COM

© 2021 Stanley Black & Decker, Inc

MT7900CAT Printed in the United States